

**arisco**<sup>®</sup>

**40**  
YEARS

TRUSTED MANUFACTURER SINCE 1979



PROFESSIONAL CATERING EQUIPMENT 2019 9  
PROFESYONEL MUTFAK EKİPMANLARI

Revised Copy in  
September 2019





We've been manufacturing  
professional kitchen equipments  
**Since 1979.**

We are in Turkey and more  
than 80 countries around the  
world with our products

1979 'dan beri  
profesyonel mutfak ekipmanları  
üretiyoruz.

Ürünlerimizle; Tüm Dünyada  
Türkiye ve 80'den fazla ülkedeyiz.

**arisco**

**ÇÖZÜM**



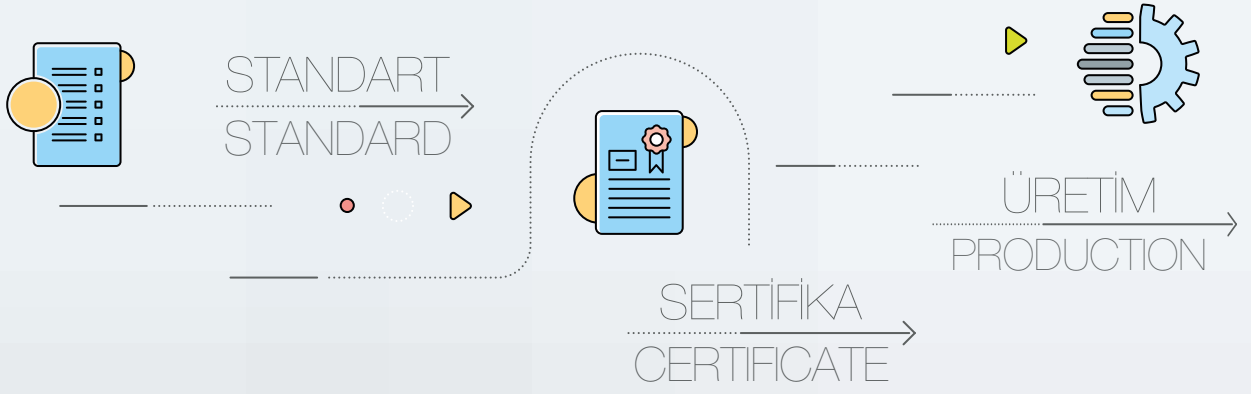
Around **350 dealer-vendor**,  
More than **80 authorised services**  
All over in Turkey



Tüm Türkiye'de  
**350'**ye yakın **bayi-satıcı**,  
**80'**den fazla **yetkili servis**







## Production compliance with CE standarts

# CE normlarına uygun üretim

The test reports and certificates of all products in our production portfolio that are operated with electric and gas were supplied from the authorised companies. **(IMQ ve SZUTEST)**

Üretim portföyünde yer alan elektrikle ve gazla çalışan tüm cihazların test raporları ve sertifikaları, yetkili kuruluşlardan temin edilmiştir. **(IMQ ve SZUTEST)**

ERC GOST-R CE CE 1051 CE 2195

More than 3.000 **Turn-Key**  
industrial kitchen facilities  
**IN TURKEY AND AROUND THE WORLD**  
**MORE THAN 2.500 PRODUCTS**

on high standards compatible with the international competition

**TÜRKİYE'DE ve DÜNYA'DA**  
3.000'den fazla **anahtar teslim**

endüstriyel mutfak tesisi

Yüksek standartlarda uluslararası rekabete uygun

**2.500'DEN FAZLA ÜRÜN**









Our company was founded by mechanical engineer Sedat BAYKAL and mechanical engineer Behçet Mercan GÖZEGİR in 1979. Established by our founding partners in 1979 and assuming the title ÇÖZÜM MUTFAK SAN & TİC A.Ş. in 1990, our company is one of the foremost, leading manufacturers of professional kitchen equipment in Turkey.

Our products are marketed with the registered brand names **ARISCO** and **ÇÖZÜM**

**At our production facilities we manufacture more than 2500 models of professional kitchen equipment** possessing CE test reports and certificates covering the relevant European Union norms.

Our company is continually improving and changing, keeping track of the latest technologies and maintaining production with policies that are innovative and environmentally aware. Our products all have the following essential features: They are very safe, they use less energy, less detergent, less water; they produce less waste water, create less noise, do not harm nature and the environment; they make life easy and are easy to use, easy to maintain, economic, and they are in compliance with European Union norms.

To date, our company has installed **"TURN-KEY"** professional kitchen facilities serving hot-cold-neutral food and beverages in **more than 3000** hotels, motels, holiday villages, restaurants, cafeterias, franchised food and drink and restaurant chains, schools, hostels, crèches, factories, hospitals, construction sites, rest and training facilities across the world.

These facilities are provided with pre-sales and after-sales services as well as technical services through a service organization made up of more than 80 authorized service centers spread throughout every geographical region in the country.

Apart from its TURNKEY projects, our company has been attending international fairs since 2004 and has begun to build

and expand its distributor sales network in the international markets.

Having a place in today's export markets, our company has achieved this success thanks to its policy of manufacturing all its products starting with its dish washing machines, cookers and hot and cold service units in accordance with international standards and competition.

Besides export, our domestic sales are effectuated by **nearly 350 dealers in every geographical region** of the country.

**Our exports now make up more than 65% of our net sales.**

Our company is proud of the positive EXPORT contribution that we have consistently made to the country's economy over the years.

Our export activities are carried out using **more than 270 distributors in more than 80 countries** in different regions across Asia, Europe, Africa and the Middle East (from Russia in the north to the Republic of South Africa in the south, from Vietnam in the east to Portugal in the west).

Our product portfolio for the export and domestic markets includes:

**More than 4000 different items** including cookers, ranges, gas wok cookers, fry top, lava char grill, gas vapor grill, bainmarie, deep fat fryer, pasta cooker, tilting pan, boiling pan, stock pot stove, glass washer, dishwasher, hot-cold-neutral service units, hot-cold-neutral banquet units, various stainless steel work surfaces, shelves, racks, hoods etc. as well as ancillary machines and equipment.

The distributors and users that prefer our ÇÖZÜM and ARISCO brand products experience the satisfaction and the joy of having delivered our products, which are appreciated internationally for their high quality, at competitive prices.

ÇÖZÜM MUTFAK SAN & TİC A.Ş. will continue to produce and market quality products as long as it exists.



Şirketimiz 1979 yılında; makine mühendisi Sedat BAYKAL ve makine mühendisi Behçet Mercan GÖZEGİR tarafından kurulmuştur.

Kurucu ortaklarımız tarafından 1979 yılında kurulan ve 1990 yılında ÇÖZÜM MUTFAK SAN. ve TİC A.Ş. ünvanını alan şirketimiz; Türkiye'nin önde gelen lider profesyonel mutfak ekipmanları imalatçıları arasında yer almaktadır.

Mamullerimiz; tescilli **ÇÖZÜM** ve **arisco** markaları ile pazara sunulmaktadır.

Üretim tesislerimizde; ilgili Avrupa Birliği normlarını kapsayan CE test raporları ve sertifikalarına sahip **2.500'den fazla modelde profesyonel mutfak ekipmanları** üretilmektedir. Sürekli gelişen, değişen ve son teknolojileri yakından takip eden şirketimiz; yenilikçi ve çevreye duyarlı politikalarla üretimini sürdürmektedir.

Mamullerimizin vazgeçilmez özellikleri; yüksek güvenilirlik, daha az enerji-daha az deterjan-daha az su tüketen, daha az pis su üreten, daha az gürültü oluşturan, çevreye-doğaya zarar vermeyen, hayatı kolaylaştıran, kullanımı kolay, bakımı kolay, ergonomik ve Avrupa Birliği normlarına uygun olmalarıdır.

Bugüne kadar global olarak **üçbinden fazla**, otel, motel, tatil köyü, restoran, kafeterya, **franchising disiplini içindeki yiyecek-içecek zincirleri ve restoranlar, okul, yurt, kreş, fabrika, hastane, şantiye, dinlenme ve eğitim tesisleri** gibi sıcak-soğuk-nötr yiyecek ve içecek hazırlığı, pişirilmesi, soğutulması ve servisi yapılan profesyonel mutfak tesisleri doğrudan şirketimiz tarafından **"ANAHTAR TESLİMİ"** olarak kurulmuştur.

Bu tesislere satış öncesi ve sonrası hizmet ve teknik destek; ülke genelinde her coğrafik bölgeye yayılmış toplam 80'in üzerinde yetkili servisten oluşan bir servis organizasyonu ile verilmektedir.

ANAHTAR TESLİMİ proje uygulamaları haricinde şirketimiz 2004 yılından itibaren uluslararası fuarlara katılmaya ve uluslararası

pazarlarda distribütör satış ağını kurup genişletmeye başlamıştır. Günümüzde ihracat pazarlarında yer sahibi olan şirketimiz; bu başarısını başta bulaşık yıkama makineleri, pişirici cihazlar, sıcak ve soğuk servis üniteleri olmak üzere ürünlerinin tümünü uluslararası standartlara ve rekabete uygun üretim politikaları sayesinde gerçekleştirmiş bulunmaktadır.

**İhracatımızın net satışlardaki payı %65'in üzerine çıkmıştır.**

Yıllar itibarı ile istikrarlı bir şekilde ülke ekonomisine sağladığımız bu pozitif **İHRACAT** katkısından şirketimiz gurur duymaktadır.

İhracat faaliyeti; farklı coğrafyalarda (Kuzeyde Rusya'dan, Güneyde Güney Afrika Cumhuriyeti'ne, Doğu da Vietnam'dan, Batı da Portekiz'e kadar Asya-Avrupa-Afrika ve Ortadoğu'da) **80'den fazla ülkedeki 270'den fazla distribütörle** gerçekleştirilmektedir.

İhracatla beraber gerçekleştirilen yurtiçi satışlar da; Türkiye genelinde tüm coğrafik bölgelere yayılı olmak üzere **350'ye yakın bayi-satıcı** aracılığı ile yapılmaktadır.

İhracat ve yurtiçi pazarlara sunulan ürün portföyümüzde bulaşık yıkama makineleri, pişirici cihazlar, ızgara, fritöz, makarna haşlama, ocak, kuzine, lavataşlı ızgara, amerikan ızgara, wok ocak, kaynatma tenceresi, devrilir tava, sıcak-soğuk-nötr servis üniteleri, sıcak-soğuk-nötr banket üniteleri, muhtelif aktarma arabaları, muhtelif paslanmaz çelikten mamul tezgah, raf, istif rafı, davlumbaz v.b. ürünler dahil yardımcı makine ve ekipmanlarla birlikte **4.000'den fazla çeşit ürün** yer almaktadır.

ÇÖZÜM ve ARİSCO markalı mamullerimizi tercih eden distribütörler ve kullanıcılar; uluslararası alanda yüksek kaliteleri ile takdir gören mamullerimizi, rekabetçi fiyat ile temin etmiş olmanın hazzını, sevincini yaşamaktadırlar.

ÇÖZÜM MUTFAK SAN VE TİC A.Ş. var oldukça kaliteli ürünler üretmeye ve pazarlara sunmaya devam edecektir.

MODULAR COOKING EQUIPMENTS HOTMAX 600  
600 SERİ PİŞİRİCİLER HOTMAX 600

03 - 14



MODULAR COOKING EQUIPMENTS HOTMAX 700  
700 SERİ PİŞİRİCİLER HOTMAX 700

17 - 53



MODULAR COOKING EQUIPMENTS HOTMAX 900  
900 SERİ PİŞİRİCİLER HOTMAX 900

57 - 78




COMMERCIAL DISHWASHERS  
BULAŞIK YIKAMA MAKİNELERİ

81 - 101




MADE OF STAINLESS STEEL CONVEYORS  
PASLANMAZ ÇELİKTE MAMUL KONVEYÖRLER

95



PRE-RINSE UNITS - OPEN HOSE REELS - WATER SOFTENERS  
ÖN YIKAMA - YER YIKAMA - SU TASFIYE ÜNİTELERİ

96 - 100



**GASTRO BUFFET  
SALAD BAR**

105 - 115

**DISPLAY COUNTERS  
MOBİLYALI VE PASLANMAZ ÇELİK CAMEKANLI SERVİS ÜNİTELERİ**

118 - 125

**DROP IN BUFFET STATIONS  
ANKASTRE SERVİS ÜNİTELERİ**

129 - 135

**BT700 - SELF SERVICE LINE  
BT700 - SELF SERVİS HATTI**

139 - 154

**FOOD DISTRIBUTION AND BANQUET TROLLEYS  
BANKET ARABALARI VE MOBİL BENMARİLER**

157 - 160

**PLATE AND BASKET LIFTERS  
TABAK VE BASKET OTOMATLARI**

161 - 162



**SERVING AND CLEARING TROLLEYS**  
*DAĞITIM VE TOPLAMA ARABALARI*

163 - 174

**WORK TABLES WITH CUPBOARD AND DRAWERS**  
*PİŞİRİCİ ALT DOLAPLARI - ARA TEZGAHLAR*

13, 14, 52, 53, 77

**INOX WORK TABLES**  
*PASLANMAZ ÇELİK ÜST TABLALI TEZGAHLAR*

90 - 94, 101, 177 - 180

**INOX WORK TOP CUPBOARDS**  
*PASLANMAZ ÇELİK ÜST TABLALI NÖTR DOLAPLAR*

186 - 189

**STAINLESS STEEL WALL CABINET**  
*PASLANMAZ ÇELİKTEN MAMUL DUVAR DOLABI*

206 - 208

**WALL SHELF**  
*DUVAR RAFLARI*

181, 204 , 205



**INOX SINKS WITH BOWL**

PASLANMAZ ÇELİK EVİYELİ, HAVUZLU, ÜST TABLASI PRES BASKILI TEZGAHLAR..... 90 - 94, 191 - 203, 209 - 213



**INOX CUPBOARD SINK UNITS WITH BOWL**

PASLANMAZ ÇELİKTEEN EVİYELİ, HAVUZLU, ÜST TABLASI PRES BASKILI DOLAPLAR..... 202, 203



**MARBLE WORK TABLE**

MERMER ÜST TABLALI TEZGAHLAR..... 184



**POLYETHYLEN WORK TABLE**

POLİETİLEN ÜST TABLALI TEZGAHLAR..... 185, 190



**INOX GREASE HOLDING UNITS**

PASLANMAZ ÇELİKTEEN MAMUL YAĞ AYIRICILARI..... 214



**SHELVING UNITS**

İSTİF RAFLARI..... 217- 219



**HOODS**

DAVLUMBAZLAR..... 223 - 242







# HOTMAX 600

MODULAR COOKING EQUIPMENT SERIE 600



Spacesaving High Performance

## Modular Cooking Equipment



Yüksek performans

Daha az enerji

modüler pişirme ekipmanları



Model	Dimension (mm)	Lt	Gross Kg	Gross m <sup>3</sup>	Total Power W	Energy	EUR
GC604	400x600x265		15	0,10	2x3600		510



#### COOKER

##### Gas

Body, panelling made of stainless steel.  
LP or natural gas  
Burners with safety valve and thermocouple.  
If the flame goes out, gas are cutted off.  
Gas devices are preset to natural gas (G20). Liquid gas nozzles are enclosed (G30).  
EAN 8699234412066

#### OCAK

##### Gazlı

Gövde ve paneller paslanmaz çeliktir.  
LPG veya Doğal gazla çalışabilir.  
Brülörler emniyet valfli ve termokupludur.  
Alev sönerse gaz kesilir.  
Doğalgaz enjektörü monte edilmiş olarak teslim edilir (G20). LPG enjektörü bir poşet içinde cihazla birlikte teslim edilir (G30).  
EAN 8699234412066

Gas Consumption Gaz Tüketimi		Gas Inlet Gaz Girişi Çapı
NG (Doğal Gaz)	0,75 m <sup>3</sup> /h	1/2"
LPG	0,56 kg/h	

Model	Dimension (mm)	Lt	Gross Kg	Gross m <sup>3</sup>	Total Power W	Energy	EUR
GC606	600x600x265		25	0,15	4x3600		810



#### COOKER

##### Gas

Body, panelling made of stainless steel.  
LP or natural gas  
Burners with safety valve and thermocouple.  
If the flame goes out, gas are cutted off.  
Gas devices are preset to natural gas (G20). Liquid gas nozzles are enclosed (G30).  
EAN 8699234412219

#### OCAK

##### Gazlı

Gövde ve paneller paslanmaz çeliktir.  
LPG veya Doğal gazla çalışabilir.  
Brülörler emniyet valfli ve termokupludur.  
Alev sönerse gaz kesilir.  
Doğalgaz enjektörü monte edilmiş olarak teslim edilir (G20). LPG enjektörü bir poşet içinde cihazla birlikte teslim edilir (G30).  
EAN 8699234412219

Gas Consumption Gaz Tüketimi		Gas Inlet Gaz Girişi Çapı
NG (Doğal Gaz)	1,50 m <sup>3</sup> /h	1/2"
LPG	1,13 kg/h	

Model	Dimension (mm)	Lt	Gross Kg	Gross m <sup>3</sup>	Total Power W	Energy	EUR
GS604	400x600x265		19	0,10	1x6000		510



#### COOKER

##### Gas

Body, panelling made of stainless steel.  
LP or natural gas  
Burners with pilot and safety valve and thermocouple.  
If the flame goes out, gas are cutted off.  
Gas devices are preset to natural gas (G20). Liquid gas nozzles are enclosed (G30).  
EAN 8699234412073

#### OCAK

##### Gazlı

Gövde ve paneller paslanmaz çeliktir.  
LPG veya Doğal gazla çalışabilir.  
Brülör pilotlu emniyet valfli ve termokupludur.  
Alev sönerse gaz kesilir.  
Doğalgaz enjektörü monte edilmiş olarak teslim edilir (G20). LPG enjektörü bir poşet içinde cihazla birlikte teslim edilir (G30).  
EAN 8699234412073

Gas Consumption Gaz Tüketimi		Gas Inlet Gaz Girişi Çapı
NG (Doğal Gaz)	0,63 m <sup>3</sup> /h	1/2"
LPG	0,47 kg/h	



Model	Dimension (mm)	Lt	Gross Kg	Gross m <sup>3</sup>	Total Power W	Energy	EUR
GG604 o	400x600x265		37	0,13	4800		695
GG604 #	400x600x265		37	0,13	4800		1.105

**FRY TOP****Gas • Smooth surface**

Body panelling made of stainless steel.  
LPG and natural gas heated.  
Stainless steel burner with piezo ignition, safety valve and thermocouple.  
If the flame goes out, gas are cutted off.  
Gas devices are preset to natural gas (G20). Liquid gas nozzles are enclosed (G30).  
Plate Thickness 15 mm

**GG604 o**

Uncoated surface  
EAN 8699234457258

**GG604 #**

Hard chrome plated surface  
EAN 8699234457265

**IZGARA****Gazlı • Düz yüzey**

Gövde ve paneller paslanmaz çeliktir.  
LPG ve doğal gaz ısıtılmalıdır.  
Paslanmaz çelik brülör, piezo ateşlemeli, emniyet valfli ve termokupludur.  
Alev sönerse gaz kesilir.  
Doğalgaz enjektörü monte edilmiş olarak teslim edilir (G20). LPG enjektörü bir poşet içinde cihazla birlikte teslim edilir (G30).  
Pleyt Kalınlığı: 15 mm

**GG604 o**

Kaplamasız yüzey  
EAN 8699234457258

**GG604 #**

Sert krom kaplı yüzey  
EAN 8699234457265

Gas Consumption	Gaz Tüketimi	Gas Inlet	Gaz Girişi Çapı
NG (Doğal Gaz)	0,50 m <sup>3</sup> /h	1/2"	
LPG	0,38 kg/h		

Model	Dimension (mm)	Lt	Gross Kg	Gross m <sup>3</sup>	Total Power W	Energy	EUR
GG606 o	600x600x265		55	0,17	2x4800		1.010
GG606 #	600x600x265		55	0,17	2x4800		1.580

**FRY TOP****Gas • Smooth surface**

Body panelling made of stainless steel.  
LPG and natural gas heated.  
Stainless steel burners with piezo ignition, safety valve and thermocouple.  
If the flame goes out, gas are cutted off.  
Gas devices are preset to natural gas (G20). Liquid gas nozzles are enclosed (G30).  
Plate Thickness 15 mm

**GG606 o**

Uncoated surface  
EAN 8699234457272

**GG606 #**

Hard chrome plated surface  
EAN 8699234457289

**IZGARA****Gazlı • Düz yüzey**

Gövde ve paneller paslanmaz çeliktir.  
LPG ve doğal gaz ısıtılmalıdır.  
Paslanmaz çelik brülörler, piezo ateşlemeli, emniyet valfli ve termokupludur.  
Alev sönerse gaz kesilir.  
Doğalgaz enjektörü monte edilmiş olarak teslim edilir (G20). LPG enjektörü bir poşet içinde cihazla birlikte teslim edilir (G30).  
Pleyt Kalınlığı: 15 mm

**GG606 o**

Kaplamasız yüzey  
EAN 8699234457272

**GG606 #**

Sert krom kaplı yüzey  
EAN 8699234457289

Gas Consumption	Gaz Tüketimi	Gas Inlet	Gaz Girişi Çapı
NG (Doğal Gaz)	1,00 m <sup>3</sup> /h	1/2"	
LPG	0,75 kg/h		

Model	Dimension (mm)	Lt	Gross Kg	Gross m <sup>3</sup>	Total Power W	Energy	EUR
GG606SG o	600x600x265		55	0,17	2x4800		1.120
GG606SG #	600x600x265		55	0,17	2x4800		1.690

**FRY TOP****Gas • 1/2 Smooth, 1/2 Grooved surface**

Body panelling made of stainless steel.  
LPG and natural gas heated.  
Stainless steel burners with piezo ignition, safety valve and thermocouple.  
If the flame goes out, gas are cutted off.  
Gas devices are preset to natural gas (G20). Liquid gas nozzles are enclosed (G30).  
Plate Thickness 15 mm

**GG606SG o**

Uncoated surface  
EAN 8699234457296

**GG606SG #**

Hard chrome plated surface  
EAN 8699234457302

**IZGARA****Gazlı • 1/2 Düz, 1/2 Oluklu yüzey**

Gövde ve paneller paslanmaz çeliktir.  
LPG ve doğal gaz ısıtılmalıdır.  
Paslanmaz çelik brülörler, piezo ateşlemeli, emniyet valfli ve termokupludur.  
Alev sönerse gaz kesilir.  
Doğalgaz enjektörü monte edilmiş olarak teslim edilir (G20). LPG enjektörü bir poşet içinde cihazla birlikte teslim edilir (G30).  
Pleyt Kalınlığı: 15 mm

**GG606SG o**

Kaplamasız yüzey  
EAN 8699234457296

**GG606SG #**

Sert krom kaplı yüzey  
EAN 8699234457302

Gas Consumption	Gaz Tüketimi	Gas Inlet	Gaz Girişi Çapı
NG (Doğal Gaz)	1,00 m <sup>3</sup> /h	1/2"	
LPG	0,75 kg/h		



Model	Dimension (mm)	Lt	Gross Kg	Gross m <sup>3</sup>	Total Power W	Energy	EUR
<b>GGL604</b>	400x600x265		29	0,11	4800		<b>770</b>



#### 🇬🇧 LAVA CHAR GRILL

##### Gas • Lavastone

Body panelling made of stainless steel.  
LPG and natural gas heated.  
Stainless steel burner with piezo ignition,  
safety valve and thermocouple.  
If the flame goes out, gas are cutted off.  
Gas devices are preset to natural gas  
(G20). Liquid gas nozzles  
are enclosed (G30).  
EAN 8699234412165

#### 🇹🇷 LAVATAŞLI IZGARA

##### Gazlı • Lavataşlı

Gövde ve paneller paslanmaz çeliktir.  
LPG ve doğal gaz ısıtılmalıdır.  
Paslanmaz çelik brülör, piezo ateşlemeli,  
emniyet valfli ve termokupludur.  
Alev sönerse gaz kesilir.  
Doğalgaz enjektörü monte edilmiş olarak  
teslim edilir (G20). LPG enjektörü bir poşet  
içinde cihazla birlikte teslim edilir (G30).  
EAN 8699234412165

Gas Consumption Gaz Tüketimi		Gas Inlet Gaz Girişi Çapı
NG (Doğal Gaz)	0,50 m <sup>3</sup> /h	1/2"
LPG	0,38 kg/h	



Model	Dimension (mm)	Lt	Gross Kg	Gross m <sup>3</sup>	Total Power W	Energy	EUR
<b>GGL606</b>	600x600x265		43	0,17	2x4800		<b>1.180</b>



#### 🇬🇧 LAVA CHAR GRILL

##### Gas • Lavastone

Body panelling made of stainless steel.  
LPG and natural gas heated.  
Stainless steel burners with piezo ignition,  
safety valve and thermocouple.  
If the flame goes out, gas are cutted off.  
Gas devices are preset to natural gas  
(G20). Liquid gas nozzles  
are enclosed (G30).  
EAN 8699234412202

#### 🇹🇷 LAVATAŞLI IZGARA

##### Gazlı • Lavataşlı

Gövde ve paneller paslanmaz çeliktir.  
LPG ve doğal gaz ısıtılmalıdır.  
Paslanmaz çelik brülörler, piezo ateşlemeli,  
emniyet valfli ve termokupludur.  
Alev sönerse gaz kesilir.  
Doğalgaz enjektörü monte edilmiş olarak  
teslim edilir (G20). LPG enjektörü bir poşet  
içinde cihazla birlikte teslim edilir (G30).  
EAN 8699234412202

Gas Consumption Gaz Tüketimi		Gas Inlet Gaz Girişi Çapı
NG (Doğal Gaz)	1,00 m <sup>3</sup> /h	1/2"
LPG	0,75 kg/h	





Model	Dimension (mm)	Lt	Gross Kg	Gross m <sup>3</sup>	Total Power W	Energy	EUR
<b>GW604</b>	400x600x265		37	0,13	4800		<b>990</b>

**VAPOUR GRILL****Gas**

Body panelling made of stainless steel.  
LPG and natural gas heated.  
Stainless steel burner with piezo ignition, safety valve and thermocouple.  
If the flame goes out, gas are cutted off.  
Gas devices are preset to natural gas (G20). Liquid gas nozzles are enclosed (G30).

**GAZLI SULU IZGARA****Gazlı**

Gövde ve paneller paslanmaz çeliktir.  
LPG ve doğal gaz ısıtılmalıdır.  
Paslanmaz çelik brülör, piezo ateşlemeli, emniyet valfli ve termokupludur.  
Alev sönerse gaz kesilir.  
Doğalgaz enjektörü monte edilmiş olarak teslim edilir (G20). LPG enjektörü bir poşet içinde cihazla birlikte teslim edilir (G30).

Gas Consumption Gaz Tüketimi		Gas Inlet Gaz Girişi Çapı
NG (Doğal Gaz)	0,50 m <sup>3</sup> /h	1/2"
LPG	0,38 kg/h	

Model	Dimension (mm)	Lt	Gross Kg	Gross m <sup>3</sup>	Total Power W	Energy	EUR
<b>GW606</b>	800x600x265		55	0,17	2x4800		<b>1.560</b>

**VAPOUR GRILL****Gas**

Body panelling made of stainless steel.  
LPG and natural gas heated.  
Stainless steel burners with piezo ignition, safety valve and thermocouple.  
If the flame goes out, gas are cutted off.  
Cast iron plate  
Gas devices are preset to natural gas (G20). Liquid gas nozzles are enclosed (G30).

**GAZLI SULU IZGARA****Gazlı**

Gövde ve paneller paslanmaz çeliktir.  
LPG ve doğal gaz ısıtılmalıdır.  
Paslanmaz çelik brülörler, piezo ateşlemeli, emniyet valfli ve termokupludur.  
Alev sönerse gaz kesilir.  
Pik döküm ızgara  
Doğalgaz enjektörü monte edilmiş olarak teslim edilir (G20). LPG enjektörü bir poşet içinde cihazla birlikte teslim edilir (G30).

Gas Consumption Gaz Tüketimi		Gas Inlet Gaz Girişi Çapı
NG (Doğal Gaz)	1,00 m <sup>3</sup> /h	1/2"
LPG	0,75 kg/h	



Model	Dimension (mm)	Lt	Gross Kg	Gross m <sup>3</sup>	Total Power W	Energy	EUR
GF604	400x600x265	1x8	17	0,10	1x7500	GAS	1.290

### DEEP FAT FRYER

#### Gas

Body, panelling and wells made of stainless steel.  
Stainless steel basket  
Suspension mechanism for the oil to leak down after the frying.  
Controlled by thermostat.  
With safety thermostat.  
Equipped with 1 baskets in each well.  
Drainage tap  
EAN 8699234412318



### FRİTÖZ

#### Gazlı

Gövde ve paneller paslanmaz çeliktir.  
Paslanmaz çelik basket  
Kızartmadan sonra yağın süzülmesi için askı mekanizması mevcuttur.  
Termostatik kontrollüdür.  
Emniyet termostatlıdır.  
Herbir kuyuda 1 basket ile donatılmıştır.  
Boşaltma muslukludur.  
EAN 8699234412318

Basket Sepet	Code / Kod	Dimension / Ölçü (mm)
	A07CF60	190x280x105



Gas Consumption Gaz Tüketimi		Gas Inlet Gaz Girişi Çapı
NG (Doğal Gaz)	1,04 m <sup>3</sup> /h	1/2"
LPG	0,78 kg/h	

Model	Dimension (mm)	Lt	Gross Kg	Gross m <sup>3</sup>	Total Power W	Energy	EUR
GF606	600x600x265	2x8	28	0,15	2x7500	GAS	2.290

### DEEP FAT FRYER

#### Gaz

Body, panelling and wells made of stainless steel.  
Stainless steel basket  
Suspension mechanism for the oil to leak down after the frying.  
Controlled by thermostat.  
With safety thermostat.  
Equipped with 1 baskets in each well.  
Drainage tap  
EAN 8699234412486




### FRİTÖZ

#### Gazlı

Gövde ve paneller paslanmaz çeliktir.  
Paslanmaz çelik basket  
Kızartmadan sonra yağın süzülmesi için askı mekanizması mevcuttur.  
Termostatik kontrollüdür.  
Emniyet termostatlıdır.  
Herbir kuyuda 1 basket ile donatılmıştır.  
Boşaltma muslukludur.  
EAN 8699234412486

Basket Sepet	Code / Kod	Dimension / Ölçü (mm)
	A07CF60	190x280x105



Gas Consumption Gaz Tüketimi		Gas Inlet Gaz Girişi Çapı
NG (Doğal Gaz)	2,08 m <sup>3</sup> /h	1/2"
LPG	1,57 kg/h	



Model	Dimension (mm)	Lt	Gross Kg	Gross m <sup>3</sup>	Total Power W	Energy	EUR
<b>EC604</b>	400x600x265		15	0,10	2x2000	220/240 V, 50/60 Hz	<b>460</b>

**COOKER**

**Electric**  
Made of stainless steel  
Electrically heated.  
Control with selector switch 0-7 position  
Round plates are available. Ø 180 mm  
EAN 8699234412271

**OCAK**

**Elektrikli**  
Paslanmaz çelikten imal edilmiştir.  
Elektrik ısıtmalıdır.  
7 pozisyonlu ısıtma  
Ocaklar daire şeklindedir. Ø 180 mm  
EAN 8699234412271

Model	Dimension (mm)	Lt	Gross Kg	Gross m <sup>3</sup>	Total Power W	Energy	EUR
<b>EC606</b>	600x600x265		22	0,15	3x2000+1000	380/400 V, 50/60 Hz	<b>880</b>

**COOKER**

**Electric**  
Made of stainless steel  
Electrically heated.  
Control with selector switch 0-7 position  
Round plates are available. Ø 180 mm  
EAN 8699234412448

**OCAK**

**Elektrikli**  
Paslanmaz çelikten imal edilmiştir.  
Elektrik ısıtmalıdır.  
7 pozisyonlu ısıtma  
Ocaklar daire şeklindedir. Ø 180 mm  
EAN 8699234412448





Model	Dimension (mm)	Lt	Gross Kg	Gross m <sup>3</sup>	Total Power W	Energy	EUR
<b>EG604</b> o	400x600x265		32	0,13	4050	⚡ 380/400 V, 50/60 Hz	<b>695</b>
<b>EG604</b> #	400x600x265		32	0,13	4050	⚡ 380/400 V, 50/60 Hz	<b>1.105</b>



#### FRY TOP

##### Electric • Smooth surface

Body panelling made of stainless steel.

Carbon steel plate.

Electrically heated.

Removable fat container.

Controlled by thermostat.

With safety thermostat

Plate Thickness 15 mm

##### EG604 o

Uncoated surface

EAN 8699234457319

##### EG604 #

Hard chrome plated surface

EAN 8699234457326

#### IZGARA

##### Elektrikli • Düz yüzey

Gövde ve paneller paslanmaz çeliktir.

Izgara, karbon çelikten yapılmıştır.

Elektrik ısıtmalıdır.

Yağ kabı hareketlidir.

Termostat kontrollüdür.

Emniyet termostatlı.

Pleyt Kalınlığı 15 mm

##### EG604 o

Kaplamasız yüzey

EAN 8699234457319

##### EG604 #

Sert krom kaplı yüzey

EAN 8699234457326

Model	Dimension (mm)	Lt	Gross Kg	Gross m <sup>3</sup>	Total Power W	Energy	EUR
<b>EG606</b> o	600x600x265		62	0,16	5400	⚡ 380/400 V, 50/60 Hz	<b>1.010</b>
<b>EG606</b> #	600x600x265		62	0,16	5400	⚡ 380/400 V, 50/60 Hz	<b>1.580</b>



#### FRY TOP

##### Electric • Smooth surface

Body panelling made of stainless steel.

Carbon steel plate.

Electrically heated.

Removable fat container.

Controlled by thermostat.

With safety thermostat

Plate Thickness 15 mm

##### EG606 o

Uncoated surface

EAN 8699234457333

##### EG606 #

Hard chrome plated surface

EAN 8699234457340

#### IZGARA

##### Elektrikli • Düz yüzey

Gövde ve paneller paslanmaz çeliktir.

Izgara, karbon çelikten yapılmıştır.

Elektrik ısıtmalıdır.

Yağ kabı hareketlidir.

Termostat kontrollüdür.

Emniyet termostatlı.

Pleyt Kalınlığı 15 mm

##### EG606 o

Kaplamasız yüzey

EAN 8699234457333

##### EG606 #

Sert krom kaplı yüzey

EAN 8699234457340

Model	Dimension (mm)	Lt	Gross Kg	Gross m <sup>3</sup>	Total Power W	Energy	EUR
<b>EG606SG</b> o	600x600x265		62	0,16	5400	⚡ 380/400 V, 50/60 Hz	<b>1.120</b>
<b>EG606SG</b> #	600x600x265		62	0,16	5400	⚡ 380/400 V, 50/60 Hz	<b>1.690</b>



#### FRY TOP

##### Electric • 1/2 Smooth, 1/2 Grooved surface

Body panelling made of stainless steel.

Carbon steel plate.

Electrically heated.

Removable fat container.

Controlled by thermostat.

With safety thermostat

Plate Thickness 15 mm

##### EG621SG o

Uncoated surface

EAN 8699234457357

##### EG621SG #

Hard chrome plated surface

EAN 8699234457364

#### IZGARA

##### Elektrikli • 1/2 Düz, 1/2 Oluklu yüzey

Gövde ve paneller paslanmaz çeliktir.

Izgara, karbon çelikten yapılmıştır.

Elektrik ısıtmalıdır.

Yağ kabı hareketlidir.

Termostat kontrollüdür.

Emniyet termostatlı.

Pleyt Kalınlığı 15 mm

##### EG606SG o

Kaplamasız yüzey

EAN 8699234457357

##### EG6061SG #

Sert krom kaplı yüzey

EAN 8699234457364



Model	Dimension (mm)	Lt	Gross Kg	Gross m <sup>3</sup>	Total Power W	Energy	EUR
<b>EF604</b>	400x600x265	1x8	17	0,10	1x7500	380/400 V, 50/60 Hz	<b>890</b>

**DEEP FAT FRYER****Electric**

Body, panelling and wells made of stainless steel.  
Stainless steel basket  
Suspension mechanism for the oil to leak down after the frying.  
Controlled by thermostat.  
With safety thermostat.  
Equipped with 1 baskets in each well.  
Drainage tap  
EAN 8699234412318

**FRİTÖZ****Elektrikli**

Gövde ve paneller paslanmaz çeliktir.  
Paslanmaz çelik basket  
Kızartmadan sonra yağın süzülmesi için askı mekanizması mevcuttur.  
Termostatik kontrollüdür.  
Emniyet termostatlıdır.  
Herbir kuyuda 1 basket ile donatılmıştır.  
Boşaltma muslukludur.  
EAN 8699234412318

Basket Sepet	Code / Kod	Dimension / Ölçü (mm)
	<b>A07CF60</b>	190x280x105



Model	Dimension (mm)	Lt	Gross Kg	Gross m <sup>3</sup>	Total Power W	Energy	EUR
<b>EF606</b>	600x600x265	2x8	28	0,15	2x7500	380/400 V, 50/60 Hz	<b>1.670</b>

**DEEP FAT FRYER****Electric**

Body, panelling and wells made of stainless steel.  
Stainless steel basket  
Suspension mechanism for the oil to leak down after the frying.  
Controlled by thermostat.  
With safety thermostat.  
Equipped with 1 baskets in each well.  
Drainage tap  
EAN 8699234412486

**FRİTÖZ****Elektrikli**

Gövde ve paneller paslanmaz çeliktir.  
Paslanmaz çelik basket  
Kızartmadan sonra yağın süzülmesi için askı mekanizması mevcuttur.  
Termostatik kontrollüdür.  
Emniyet termostatlıdır.  
Herbir kuyuda 1 basket ile donatılmıştır.  
Boşaltma muslukludur.  
EAN 8699234412486

Basket Sepet	Code / Kod	Dimension / Ölçü (mm)
	<b>A07CF60</b>	190x280x105





Model	Dimension (mm)	Lt	Gross Kg	Gross m <sup>3</sup>	Total Power W	Energy	EUR
<b>EMH604</b>	400x600x265	14	15	0,10	1x3000	⚡ 220/240 V, 50/60 Hz	<b>790</b>
<b>EMH606</b>	600x600x265	2x14	26	0,16	2x3000	⚡ 380/400 V, 50/60 Hz	<b>1.370</b>

### 🇬🇧 PASTA COOKER

#### Electric

Body panelling baskets and wells made of stainless steel.

Controlled by thermostat.

Safety thermostat (Optional).

Drainage tap.

Filling tap

Bowl: 220x350x180 mm

EMH604 EAN 8699234412394

EMH606 EAN 8699234412509



### 🇹🇷 MAKARNA HAŞLAMA

#### Elektrikli

Gövde, panel, basketler ve kuyular paslanmaz çeliktir.

Termostatik kontrollüdür.

Emniyet termostatlıdır (İsteğe bağlı).

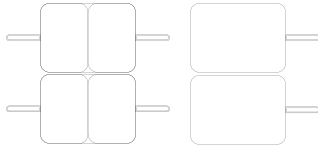
Su boşaltma vanası vardır.

Su doldurma vanası vardır.

Hazne: 220x350x180 mm

EMH604 EAN 8699234412394

EMH606 EAN 8699234412509



Basket Sepet	Code / Kod	Dimension / Ölçü (mm)
	<b>A07CM61</b>	145x200x165
	<b>A07CM62</b>	145x94x165





Model	Dimension (mm)	Lt	Gross Kg	Gross m <sup>3</sup>	Total Power W	Energy	EUR
<b>EB604</b>	400x600x265	13	14	0,10	800	220/240 V, 50/60 Hz	<b>510</b>

**🇬🇧 BAINMARIE**

**Electric • With basin 3/4 GN**  
 Without containers  
 Made of stainless steel  
 Electrically heated.  
 Controlled by thermostat.  
 Safety thermostat  
 Drainage tap  
 Bowl: 245x465x120 mm  
 EAN 8699234412295

Container options / Konteyner seçenekleri

1/4 - 100	or veya	1/4 - 100
1/2 - 100		1/4 - 100
		1/4 - 100

**🇹🇷 BENMARİ**

**Elektrikli • 3/4 GN hazneli**  
 Konteynersiz  
 Gövde ve paneller paslanmaz çeliktir.  
 Elektrik ısıtmalıdır.  
 Termostatik kontrollüdür.  
 Emniyet termostatlıdır.  
 Boşaltma muslukludur.  
 Havuz: 245x465x120 mm  
 EAN 8699234412295



Silicon Heating Element / Silikon Isıtıcı Levha

Model	Dimension (mm)	Lt	Gross Kg	Gross m <sup>3</sup>	Total Power W	Energy	EUR
<b>EB606</b>	600x600x265	2x13	20	0,15	2x800	220/240 V, 50/60 Hz	<b>770</b>

**🇬🇧 BAINMARIE**

**Electric • With basin 2x(3/4) GN**  
 Without containers  
 Made of stainless steel  
 Electrically heated.  
 Controlled by thermostat.  
 Safety thermostat  
 Drainage tap  
 Bowl: 2 x (245x465x120) mm  
 EAN 8699234412455

Container options / Konteyner seçenekleri

1/4 - 100	or veya	1/4 - 100
1/2 - 100		1/4 - 100
		1/4 - 100

**🇹🇷 BENMARİ**

**Elektrikli • 2x(3/4) GN hazneli**  
 Konteynersiz  
 Gövde ve paneller paslanmaz çeliktir.  
 Elektrik ısıtmalıdır.  
 Termostatik kontrollüdür.  
 Emniyet termostatlıdır.  
 Boşaltma muslukludur.  
 Havuz: 2 x (245x465x120) mm  
 EAN 8699234412455



Silicon Heating Element / Silikon Isıtıcı Levha

Model	Dimension (mm)	Lt	Gross Kg	Gross m <sup>3</sup>	Total Power W	Energy	EUR
<b>EPS604</b>	400x600x265	15	15	0,14	650	220/240 V, 50/60 Hz	<b>460</b>

**🇬🇧 CHIPS SCUTTLE**

Made of stainless steel  
 Heated with ceramic  
 heating elements  
 Bowl: 250x460x130 mm  
 EAN 8699234412400

**🇹🇷 PATATES DİNLENDİRME**

Paslanmaz çelikten imal edilmiştir.  
 Isıtma seramik ısıtıcı  
 ile sağlanır.  
 Hazne: 250x460x130 mm  
 EAN 8699234412400

Model	Dimension (mm)	Lt	Gross Kg	Gross m <sup>3</sup>	Total Power W	Energy	EUR
<b>N604P</b>	400x600x265		10	0,10			<b>220</b>



#### NEUTRAL UNIT

Made of stainless steel  
Neutral unit  
Adjustable feet.  
EAN 8699234412554

#### ARA TEZGAH

Paslanmaz çelikten imal edilmiştir.  
Nötr bir ünedir.  
Ayakları ayarlanabilir.  
EAN 8699234412554

Model	Dimension (mm)	Lt	Gross Kg	Gross m <sup>3</sup>	Total Power W	Energy	EUR
<b>N606P</b>	600x600x265		16	0,15			<b>320</b>



#### NEUTRAL UNIT

Made of stainless steel  
Neutral unit  
Adjustable feet.  
EAN 8699234412660

#### ARA TEZGAH

Paslanmaz çelikten imal edilmiştir.  
Nötr bir ünedir.  
Ayakları ayarlanabilir.  
EAN 8699234412660

Model	Dimension (mm)	Lt	Gross Kg	Gross m <sup>3</sup>	Total Power W	Energy	EUR
<b>T608</b>	800x600x635		11	0,10			<b>309</b>
<b>T612</b>	1200x600x635		16	0,15			<b>371</b>
<b>T616</b>	1600x600x635		21	0,23			<b>433</b>
<b>T620</b>	2000x600x635		26	0,25			<b>454</b>



#### WORK TABLE

Made of stainless steel  
Disassemble  
T608 EAN 8699234412578  
T612 EAN 8699234412585  
T616 EAN 8699234412592  
T620 EAN 8699234412608

#### ALÇAK TEZGAH

Paslanmaz çelikten imal edilmiştir.  
Demonte  
T608 EAN 8699234412578  
T612 EAN 8699234412585  
T616 EAN 8699234412592  
T620 EAN 8699234412608

**DEMONTE  
DISASSEMBLE**



Model	Dimension (mm)	Lt	Gross Kg	Gross m <sup>3</sup>	Total Power W	Energy	EUR
<b>D604D</b>	400x520x660		15	0,15			<b>285</b>
<b>D606D</b>	600x520x660		20	0,22			<b>380</b>



#### 🇬🇧 WORK TABLE WITH CUPBOARD

Made of stainless steel  
Adjustable feet.  
D604D EAN 8699234412646  
D606D EAN 8699234412714

#### 🇹🇷 ALÇAK DOLAP

Paslanmaz çelikten imal edilmiştir.  
Ayakları ayarlanabilir.  
D604D EAN 8699234412646  
D606D EAN 8699234412714



Model	Dimension (mm)	Lt	Gross Kg	Gross m <sup>3</sup>	Total Power W	Energy	EUR
<b>D604C</b>	400x520x660		19	0,15			<b>466</b>



#### 🇬🇧 WORK TABLE WITH DRAWERS

Made of stainless steel  
Adjustable feet.  
Drawers GN 1/1  
Packing Weight: 11 kg  
Packing Dimension: 410x530x670 mm  
EAN 8699234412639

#### 🇹🇷 ALÇAK ÇEKMECE

Paslanmaz çelikten imal edilmiştir.  
Ayakları ayarlanabilir.  
GN 1/1 çekmeceli  
Ambalaj ağırlık: 11 kg  
Ambalaj ölçüsü: 410x530x670 mm  
EAN 8699234412639

# HOTMAX 700

MODULAR COOKING EQUIPMENT SERIE 700



Compact, Versatile, Easy to use

Modular Cooking Equipment  
satisfying the most demanding customers



Yüksek beklentileri karşılayabilen,  
kullanımı kolay, esnek çözümler üreten  
modüler pişirme ekipmanları





Model	Dimension (mm)	Lt	Gross Kg	Gross m <sup>3</sup>	Total Power W	Energy	EUR
GR711-S	400x700x290		32	0,18	2x6000	GAS	860
D711	400x560x630		13,5	0,16		Without Door / Kapaksız	250



### 🇬🇧 RANGE

#### Gas

Body, panelling made of stainless steel.  
LP or natural gas  
Each gas burner provides heat economy, operating independently from each other. Burners with pilot, safety valve and thermocouple.  
If the flame goes out, gas are cutted off.  
Gas devices are preset to natural gas (G20). Liquid gas nozzles are enclosed (G30).  
EAN 8699234451188

### 🇹🇷 KUZİNE

#### Gazlı

Gövde ve paneller paslanmaz çeliktir. LPG veya doğal gazla çalışabilir. Herbir brülör birbirinden bağımsız çalışarak ısı ekonomisi sağlar. Brülörler pilotlu, emniyet valfli ve termokupludur. Alev sönerse gaz kesilir. Doğalgaz enjektörü monte edilmiş olarak teslim edilir (G20). LPG enjektörü bir poşet içinde cihazla birlikte teslim edilir (G30).  
EAN 8699234451188



GR711-S

D711



	Gas Consumption Gaz Tüketimi	Gas Inlet Gaz Girişi Çapı
NG (Doğal Gaz)	1,25 m <sup>3</sup> /h	1/2"
LPG	0,94 kg/h	



Model	Dimension (mm)	Lt	Gross Kg	Gross m <sup>3</sup>	Total Power W	Energy	EUR
GR721-S	800x700x290		47	0,25	4x6000		1.300
D721	800x560x630		17	0,31		Without Door / Kapaksız	320

**RANGE****Gas**

Body, panelling made of stainless steel.  
LP or natural gas  
Each gas burner provides heat economy, operating independently from each other.  
Burners with pilot, safety valve and thermocouple.  
If the flame goes out, gas are cutted off.  
Gas devices are preset to natural gas (G20). Liquid gas nozzles are enclosed (G30).  
EAN 8699234451195

**KUZİNE****Gazlı**

Gövde ve paneller paslanmaz çeliktir.  
LPG veya doğal gazla çalışabilir.  
Herbir brülör birbirinden bağımsız çalışarak ısı ekonomisi sağlar.  
Brülörler pilotlu, emniyet valfli ve termokupludur.  
Alev sönerse gaz kesilir.  
Doğalgaz enjektörü monte edilmiş olarak teslim edilir (G20). LPG enjektörü bir poşet içinde cihazla birlikte teslim edilir (G30).  
EAN 8699234451195



GR721-S

D721



	Gas Consumption Gaz Tüketimi	Gas Inlet Gaz Girişi Çapı
NG (Doğal Gaz)	2,50 m <sup>3</sup> /h	1/2"
LPG	1,88 kg/h	



Model	Dimension (mm)	Lt	Gross Kg	Gross m <sup>3</sup>	Total Power W	Energy	EUR
GR731-S	1200x700x290		68	0,37	6x6000		1.900
D731	1200x560x630		27	0,46		Without Door / Kapaksız	410



### 🇬🇧 RANGE

#### Gas

Body, panelling made of stainless steel.  
LP or natural gas  
Each gas burner provides heat economy, operating independently from each other.  
Burners with pilot, safety valve and thermocouple.  
If the flame goes out, gas are cutted off.  
Gas devices are preset to natural gas (G20). Liquid gas nozzles are enclosed (G30).  
EAN 8699234451201

### 🇹🇷 KUZİNE

#### Gazlı

Gövde ve paneller paslanmaz çeliktir.  
LPG veya doğal gazla çalışabilir.  
Herbir brülör birbirinden bağımsız çalışarak ısı ekonomisi sağlar.  
Brülörler pilotlu, emniyet valfli ve termokupludur.  
Alev sönerse gaz kesilir.  
Doğalgaz enjektörü monte edilmiş olarak teslim edilir (G20). LPG enjektörü bir poşet içinde cihazla birlikte teslim edilir (G30).  
EAN 8699234451201



GR731-S

D731



	Gas Consumption Gaz Tüketimi	Gas Inlet Gaz Girişi Çapı
NG (Doğal Gaz)	3,75 m <sup>3</sup> /h	1/2"
LPG	2,82 kg/h	



Model	Dimension (mm)	Lt	Gross Kg	Gross m <sup>3</sup>	Total Power W	Energy	EUR
GR722	800x700x900		110	0,75	4x6000+6000	GAS	2.350

**RANGE****Gas • on 1/1 GN Gas Oven • 4 burners  
Without tray and container**

Body, panelling made of stainless steel.

LP or natural gas.

Burners with pilot, safety valve and thermocouple.

Oven burner with ignition, pilot, thermocouple and thermostat.

If the flame goes out, gas are cutted off.

Gas devices are preset to natural gas (G20). Liquid gas nozzles are enclosed (G30).

EAN 8699234411410

**KUZİNE****Gazlı • 1/1 GN Gazlı Fırın • 4 ocaklı  
Tepsisiz ve Konteynersiz**

Gövde ve paneller paslanmaz çelikdir.

LPG veya doğal gazla çalışabilir.

Brülörler pilotlu, emniyet valfli ve termokupludur.

Fırın brülörü ateşlemeli, pilotlu, termokuplu ve termostatlıdır.

Alev sönerse gaz kesilir.

Doğalgaz enjektörü monte edilmiş olarak teslim edilir (G20). LPG enjektörü bir poşet içinde cihazla birlikte teslim edilir (G30).

EAN 8699234411410

Gas Consumption Gaz Tüketimi		Gas Inlet Gaz Girişi Çapı
NG (Doğal Gaz)	3,13 m <sup>3</sup> /h	1/2"
LPG	2,35 kg/h	



Model	Dimension (mm)	Lt	Gross Kg	Gross m <sup>3</sup>	Total Power W	Energy	EUR
GR722E	800x700x900		110	0,75	4x6000+3000	220/240 V, 50/60 Hz	2.350

**RANGE****Gas • on 1/1 GN Electric Oven • 4 burners  
Without tray and container**

Body, panelling made of stainless steel.

LP or natural gas.

Burners with pilot, safety valve and thermocouple.

Controlled by thermostats against overheating.

The oven with fan.

Gas devices are preset to natural gas (G20). Liquid gas nozzles are enclosed (G30).

EAN 8699234411526

**KUZİNE****Gazlı • 1/1 GN Elektrikli Fırın • 4 ocaklı  
Tepsisiz ve Konteynersiz**

Gövde ve paneller paslanmaz çelikdir.

LPG veya doğal gazla çalışabilir.

Brülörler pilotlu, emniyet valfli ve termokupludur.

Fırın aşırı ısınmaya karşı termostatlarla kontrol edilir.

Fırın fanlıdır.

Doğalgaz enjektörü monte edilmiş olarak teslim edilir (G20). LPG enjektörü bir poşet içinde cihazla birlikte teslim edilir (G30).

EAN 8699234411526

Gas Consumption Gaz Tüketimi		Gas Inlet Gaz Girişi Çapı
NG (Doğal Gaz)	2,50 m <sup>3</sup> /h	1/2"
LPG	1,88 kg/h	





Model	Dimension (mm)	Lt	Gross Kg	Gross m <sup>3</sup>	Total Power W	Energy	EUR
GR732	1200x700x900		140	1,11	6x6000+6000	GAS	3.090



#### 🇬🇧 RANGE

##### Gas • 1/1 GN Gas Oven • 6 burners Without tray and container GR722+GR711

Body, panelling made of stainless steel.  
LP or natural gas.

Burners with pilot, safety valve and thermocouple.

Oven burner with ignition, pilot, thermocouple and thermostat.

If the flame goes out, gas are cutted off.

Gas devices are preset to natural gas (G20). Liquid gas nozzles are enclosed (G30).

EAN 8699234411427

#### 🇹🇷 KUZİNE

##### Gazlı • 1/1 GN Gazlı Fırın • 6 ocaklı Tepsisiz ve Konteynersiz GR722+GR711

Gövde ve paneller paslanmaz çeliktir.

LPG veya doğal gazla çalışabilir.

Brülörler pilotlu, emniyet valfli ve termokupludur.

Fırın brülörü ateşlemeli, pilotlu, termokuplu ve termostatlıdır.

Alev sönerse gaz kesilir.

Doğalgaz enjektörü monte edilmiş olarak teslim edilir (G20). LPG enjektörü bir poşet içinde cihazla birlikte teslim edilir (G30).

EAN 8699234411427

Gas Consumption Gaz Tüketimi		Gas Inlet Gaz Girişi Çapı
NG (Doğal Gaz)	4,38 m <sup>3</sup> /h	1/2"
LPG	3,30 kg/h	



Model	Dimension (mm)	Lt	Gross Kg	Gross m <sup>3</sup>	Total Power W	Energy	EUR
GR732E	1200x700x900		140	1,11	6x6000+3000	GAS 220/240 V, 50/60 Hz	3.090



#### 🇬🇧 RANGE

##### Gas • 1/1 GN Electric Oven • 6 burners Without tray and container GR722+GR711

Body, panelling made of stainless steel.  
LP or natural gas.

Burners with pilot, safety valve and thermocouple.

Controlled by thermostats against overheating.

The oven with fan.

Gas devices are preset to natural gas (G20). Liquid gas nozzles are enclosed (G30).

EAN 8699234411533

#### 🇹🇷 KUZİNE

##### Gazlı • 1/1 GN Elektrikli Fırın • 6 ocaklı Tepsisiz ve Konteynersiz GR722+GR711

Gövde ve paneller paslanmaz çeliktir.

LPG veya doğal gazla çalışabilir.

Brülörler pilotlu, emniyet valfli ve termokupludur.

Fırın aşırı ısınmaya karşı termostatlarla kontrol edilir.

Fırın fanlıdır.

Doğalgaz enjektörü monte edilmiş olarak teslim edilir (G20). LPG enjektörü bir poşet içinde cihazla birlikte teslim edilir (G30).

EAN 8699234411533

Gas Consumption Gaz Tüketimi		Gas Inlet Gaz Girişi Çapı
NG (Doğal Gaz)	3,75 m <sup>3</sup> /h	1/2"
LPG	2,82 kg/h	





Model	Dimension (mm)	Lt	Gross Kg	Gross m <sup>3</sup>	Total Power W	Energy	EUR
WR711-S	400x700x290		32	0,18	16000		1.010
D711	400x560x630		13,5	0,16		Without Door / Kapaksız	250

**🇬🇧 GAS WOK COOKER****Gas**

Body, panelling made of stainless steel.  
LP or natural gas  
Each gas burner provides heat economy, operating independently from each other.  
Burners with pilot, safety valve and thermocouple.  
If the flame goes out, gas are cutted off.  
Gas devices are preset to natural gas (G20). Liquid gas nozzles are enclosed (G30).  
EAN 8699234411540

**🇹🇷 GAZLI WOK OCAK****Gazlı**

Gövde ve paneller paslanmaz çeliktir.  
LPG veya doğal gazla çalışabilir.  
Herbir brülör birbirinden bağımsız çalışarak ısı ekonomisi sağlar.  
Brülörler pilotlu, emniyet valfli ve termokupludur.  
Alev sönerse gaz kesilir.  
Doğalgaz enjektörü monte edilmiş olarak teslim edilir (G20). LPG enjektörü bir poşet içinde cihazla birlikte teslim edilir (G30).  
EAN 8699234411540



WR711-S

D711



Gas Consumption Gaz Tüketimi		Gas Inlet Gaz Girişi Çapı
NG (Doğal Gaz)	1,25 m <sup>3</sup> /h	1/2"
LPG	0,94 kg/h	



Model	Dimension (mm)	Lt	Gross Kg	Gross m <sup>3</sup>	Total Power W	Energy	EUR
WR721-S	800x700x290		47	0,25	2x16000		1.740
D721	800x560x630		17	0,31		Without Door / Kapaksız	320

### GAS WOK COOKER



#### Gas

Body, panelling made of stainless steel.  
LP or natural gas

Each gas burner provides heat economy, operating independently from each other. Burners with pilot, safety valve and thermocouple.

If the flame goes out, gas are cutted off. Gas devices are preset to natural gas (G20). Liquid gas nozzles are enclosed (G30).

EAN 8699234411557

### GAZLI WOK OCAK

#### Gazlı

Gövde ve paneller paslanmaz çeliktir. LPG veya doğal gazla çalışabilir. Herbir brülör birbirinden bağımsız çalışarak ısı ekonomisi sağlar.

Brülörler pilotlu, emniyet valfli ve termokupludur.

Alev sönerse gaz kesilir.


Doğalgaz enjektörü monte edilmiş olarak teslim edilir (G20). LPG enjektörü bir poşet içinde cihazla birlikte teslim edilir (G30).

EAN 8699234411557



WR721-S

D721



	Gas Consumption Gaz Tüketimi	Gas Inlet Gaz Girişi Çapı
NG (Doğal Gaz)	2,50 m <sup>3</sup> /h	1/2"
LPG	1,88 kg/h	



Model		Dimension (mm)	Lt	Gross Kg	Gross m <sup>3</sup>	Total Power W	Energy	EUR
GG711-S	o	400x700x290		60	0,18	6000		730
GG711-S	#	400x700x290		60	0,18	6000		1.150
D711		400x560x630		13,5	0,16		Without Door / Kapaksız	250

**FRY TOP****Gas • Smooth surface**

Body, panelling made of stainless steel.

Operable with LP or natural gas.

Controlled by thermostat.

Burner with ignition, pilot, thermocouple and thermostat.

If the flame goes out, gas are cutted off.

Removable fat container.

Gas devices are preset to natural gas

(G20). Liquid gas nozzles

are enclosed (G30).

Plate Thickness 15 mm

**GG711-S o**

Uncoated surface

EAN 8699234457371

**GG711-S #**

Hard chrome plated surface

EAN 8699234411564

**IZGARA****Gaslı • Düz yüzey**

Gövde ve paneller paslanmaz çeliktir.

LPG ve Doğal gazla çalışabilir.

Termostatik kontrollüdür.

Brülör ateşlemeli, pilotlu, termokuplu ve termostatlıdır.

Alev sönerse gazı keser.

Yağ kabı hareketli çekmece şeklindedir.

Doğalgaz enjektörü monte edilmiş olarak

teslim edilir (G20). LPG enjektörü bir poşet

içinde cihazla birlikte teslim edilir (G30).

Pleyt Kalınlığı 15 mm

**GG711-S o**

Kaplamasız yüzey

EAN 8699234457371

**GG711-S #**

Sert krom kaplı yüzey

EAN 8699234411564

**GG711-S****D711**

Gas Consumption Gaz Tüketimi		Gas Inlet Gaz Girişi Çapı
NG (Doğal Gaz)	0,63 m <sup>3</sup> /h	1/2"
LPG	0,47 kg/h	





Model	Dimension (mm)	Lt	Gross Kg	Gross m <sup>3</sup>	Total Power W	Energy	EUR
GG721-S o	800x700x290		91	0,35	2x6000	GAS	1.210
GG721-S #	800x700x290		91	0,35	2x6000	GAS	1.790
D721	800x560x630		17	0,31		Without Door / Kapaksız	320



### FRY TOP

#### Gas • Smooth surface

Body, panelling made of stainless steel.

Operable with LP or natural gas.

Controlled by thermostat.

Burner with ignition, pilot, thermocouple and thermostat.

If the flame goes out, gas are cutted off.

Removable fat container.

Gas devices are preset to natural gas

(G20). Liquid gas nozzles

are enclosed (G30).

Plate Thickness 15 mm

#### GG721-S o

Uncoated surface

EAN 8699234457388

#### GG721-S #

Hard chrome plated surface

EAN 8699234411571

### IZGARA

#### Gazlı • Düz yüzey

Gövde ve paneller paslanmaz çeliktir.

LPG ve Doğal gazla çalışabilir.

Termostatik kontrollüdür.

Brülör ateşlemeli, pilotlu, termokuplu ve termostatlıdır.

Alev sönerse gazı keser.

Yağ kabı hareketli çekmece şeklindedir.

Doğalgaz enjektörü monte edilmiş olarak

teslim edilir (G20). LPG enjektörü bir poşet

içinde cihazla birlikte teslim edilir (G30).

Pleyt Kalınlığı 15 mm

#### GG721-S o

Kaplamsız yüzey

EAN 8699234457388

#### GG7121-S #

Sert krom kaplı yüzey

EAN 8699234411571



GG721-S

D721



Gas Consumption Gaz Tüketimi		Gas Inlet Gaz Girişi Çapı
NG (Doğal Gaz)	1,25 m <sup>3</sup> /h	1/2"
LPG	0,94 kg/h	



Model	Dimension (mm)	Lt	Gross Kg	Gross m <sup>3</sup>	Total Power W	Energy	EUR
GG721SG-S o	800x700x290		91	0,35	2x6000		1.280
GG721SG-S #	800x700x290		91	0,35	2x6000		1.890
D721	800x560x630		17	0,31		Without Door / Kapaksız	320

**FRY TOP**

**Gas • 1/2 Smooth, 1/2 Grooved surface**  
Body, panelling made of stainless steel.  
Operable with LP or natural gas.  
Controlled by thermostat.  
Burner with ignition, pilot, thermocouple and thermostat.  
If the flame goes out, gas are cutted off.  
Removable fat container.  
Gas devices are preset to natural gas (G20). Liquid gas nozzles are enclosed (G30).  
Plate Thickness 15 mm  
**GG721SG-S o**  
Uncoated surface  
EAN 8699234457395  
**GG721SG-S #**  
Hard chrome plated surface  
EAN 8699234411588


**IZGARA**

**Gazlı • 1/2 Düz 1/2 Oluklu yüzey**  
Gövde ve paneller paslanmaz çeliktir.  
LPG ve Doğal gazla çalışabilir.  
Termostatik kontrollüdür.  
Brülör ateşlemeli, pilotlu, termokuplu ve termostatlıdır.  
Alev sönerse gazı keser.  
Yağ kabı hareketli çekmece şeklindedir.  
Doğalgaz enjektörü monte edilmiş olarak teslim edilir (G20). LPG enjektörü bir poşet içinde cihazla birlikte teslim edilir (G30).  
Pleyt Kalınlığı 15 mm  
**GG721SG-S o**  
Kaplamasız yüzey  
EAN 8699234457395  
**GG721SG-S #**  
Sert krom kaplı yüzey  
EAN 8699234411588



GG721SG-S

D721



Gas Consumption Gaz Tüketimi		Gas Inlet Gaz Girişi Çapı
NG (Doğal Gaz)	1,25 m <sup>3</sup> /h	1/2"
LPG	0,94 kg/h	

Chrome Coating Thickness Krom Kaplama Kalınlığı	20 micron
Plate Thickness Pleyt Kalınlığı	15 mm



Model	Dimension (mm)	Lt	Gross Kg	Gross m <sup>3</sup>	Total Power W	Energy	EUR
GGL711-S	400x700x290		37	0,18	6000		1.100
D711	400x560x630		13,5	0,16		Without Door / Kapaksız	250



### 🇬🇧 LAVA CHAR GRILL

#### Gas • Lavastone

Body, panelling made of stainless steel.

Operable with LP or natural gas.

Controlled by thermostat.

Burner with ignition, pilot, thermocouple and thermostat.

If the flame goes out, gas are cutted off.

Removable fat container.

Gas devices are preset to natural gas (G20). Liquid gas nozzles are enclosed (G30).

EAN 8699234411519

### 🇹🇷 LAVATAŞLI IZGARA

#### Gazlı • Lavataşlı

Gövde ve paneller paslanmaz çeliktir.

LPG ve Doğal gazla çalışabilir.

Termostatik kontrollüdür.

Brülör ateşlemeli, pilotlu, termokuplu ve termostatlıdır.

Alev sönerse gazı keser.

Yağ kabı hareketli çekmece şeklindedir.

Doğalgaz enjektörü monte edilmiş olarak teslim edilir (G20). LPG enjektörü bir poşet içinde cihazla birlikte teslim edilir (G30).

EAN 8699234411519



GGL711-S

D711



Gas Consumption Gaz Tüketimi		Gas Inlet Gaz Girişi Çapı
NG (Doğal Gaz)	0,63 m <sup>3</sup> /h	1/2"
LPG	0,47 kg/h	





Model	Dimension (mm)	Lt	Gross Kg	Gross m <sup>3</sup>	Total Power W	Energy	EUR
GGL721-S	800x700x290		69	0,35	2x6000		1.420
D721	800x560x630		17	0,31		Without Door / Kapaksız	320

**🇬🇧 LAVA CHAR GRILL****Gas • Lavastone**

Body, panelling made of stainless steel.

Operable with LP or natural gas.

Controlled by thermostat.

Burner with ignition, pilot, thermocouple and thermostat.

If the flame goes out, gas are cutted off.

Removable fat container.

Gas devices are preset to natural gas

(G20). Liquid gas nozzles are enclosed (G30).

EAN 8699234411496

**🇹🇷 LAVATAŞLI IZGARA****Gazlı • Lavataşlı**

Gövde ve paneller paslanmaz çeliktir.

LPG ve Doğal gazla çalışabilir.

Termostatik kontrollüdür.

Brülör ateşlemeli, pilotlu, termokuplu ve termostatlıdır.


Alev sönerse gazı keser.

Yağ kabı hareketli çekmece şeklindedir.

Doğalgaz enjektörü monte edilmiş olarak

teslim edilir (G20). LPG enjektörü bir poşet içinde cihazla birlikte teslim edilir (G30).

EAN 8699234411496

**GGL721-S****D721**

Gas Consumption Gaz Tüketimi		Gas Inlet Gaz Girişi Çapı
NG (Doğal Gaz)	1,25 m <sup>3</sup> /h	1/2"
LPG	0,94 kg/h	





Model	Dimension (mm)	Lt	Gross Kg	Gross m <sup>3</sup>	Total Power W	Energy	EUR
<b>GW711-S</b>	400x700x290		60	0,18	6000	GAS	<b>1.090</b>
<b>D711</b>	400x560x630		13,5	0,16		Without Door / Kapaksız	<b>250</b>

### GAS VAPOR GRILL

#### Gas

Body, panelling made of stainless steel.  
Operable with LP or natural gas.  
Controlled by thermostat.  
Burner with ignition, pilot, thermocouple and thermostat.  
If the flame goes out, gas are cutted off.  
Removable fat container.  
Gas devices are preset to natural gas (G20). Liquid gas nozzles are enclosed (G30).  
EAN 86992344 11595

### GAZLI SULU IZGARA

#### Gaslı

Gövde ve paneller paslanmaz çeliktir.  
LPG ve Doğal gazla çalışabilir.  
Termostatik kontrollüdür.  
Brülör ateşlemeli, pilotlu, termokuplu ve termostatlıdır.  
Alev sönerse gazı keser.  
Yağ kabı hareketli çekmece şeklindedir.  
Doğalgaz enjektörü monte edilmiş olarak teslim edilir (G20). LPG enjektörü bir poşet içinde cihazla birlikte teslim edilir (G30).  
EAN 86992344 11595



GW711-S

D711



Gas Consumption Gaz Tüketimi		Gas Inlet Gaz Girişi Çapı
NG (Doğal Gaz)	0,63 m <sup>3</sup> /h	1/2"
LPG	0,47 kg/h	



Model	Dimension (mm)	Lt	Gross Kg	Gross m <sup>3</sup>	Total Power W	Energy	EUR
GW721-S	800x700x290		91	0,35	2x6000		1.600
D721	800x560x630		17	0,31		Without Door / Kapaksız	320

### 🇬🇧 GAS VAPOR GRILL

#### Gas

Body, panelling made of stainless steel.

Operable with LP or natural gas.

Controlled by thermostat.

Burner with ignition, pilot, thermocouple and thermostat.

If the flame goes out, gas are cutted off.

Removable fat container.

Gas devices are preset to natural gas (G20). Liquid gas nozzles are enclosed (G30).

EAN 8699234411601



### 🇹🇷 GAZLI SULU IZGARA

#### Gaslı

Gövde ve paneller paslanmaz çeliktir.

LPG ve Doğal gazla çalışabilir.

Termostatik kontrollüdür.

Brülör ateşlemeli, pilotlu, termokuplu ve termostatlıdır.

Alev sönerse gazı keser.

Yağ kabı hareketli çekmece şeklindedir.

Doğalgaz enjektörü monte edilmiş olarak teslim edilir (G20). LPG enjektörü bir poşet içinde cihazla birlikte teslim edilir (G30).

EAN 8699234411601




GW721-S

D721



	Gas Consumption Gaz Tüketimi	Gas Inlet Gaz Girişi Çapı
NG (Doğal Gaz)	1,25 m <sup>3</sup> /h	1/2"
LPG	0,94 kg/h	



Model	Dimension (mm)	Lt	Gross Kg	Gross m <sup>3</sup>	Total Power W	Energy	EUR
GF712	400x700x900	1x8	43	0,38	1x10000		1.630



### DEEP FAT FRYER

#### Gas

Body panelling and wells made of stainless steel.  
The baskets made of stainless steel.  
Suspension mechanism for the oil to leak down after the frying.  
Controlled by thermostat.  
Safety thermostat.  
Drainage tap.  
Equipped with 1 basket in each well.  
Gas devices are preset to natural gas (G20). Liquid gas nozzles are enclosed (G30).  
EAN 8699234410857

### FRİTÖZ


#### Gazlı

Gövde, panel ve kuyular paslanmaz çeliktir.  
Basketler paslanmazdır.  
Kızartmadan sonra yağın süzülmesi için askı mekanizması mevcuttur.  
Termostatik kontrollüdür.  
Emniyet termostatlıdır.  
Yağ boşaltma vanası vardır.  
Herbir kuyuda 1 basket ile donatılmıştır.  
Doğalgaz enjektörü monte edilmiş olarak teslim edilir (G20). LPG enjektörü bir poşet içinde cihazla birlikte teslim edilir (G30).  
EAN 8699234410857

Basket Sepet	Code / Kod	Dimension / Ölçü (mm)	EUR
	A07CF60	190x280x100	60

Gas Consumption Gaz Tüketimi		Gas Inlet Gaz Girişi Çapı
NG (Doğal Gaz)	1,04 m <sup>3</sup> /h	1/2"
LPG	0,78 kg/h	



Model	Dimension (mm)	Lt	Gross Kg	Gross m <sup>3</sup>	Total Power W	Energy	EUR
GF722	800x700x900	2x8	73	0,75	2x10000		2.820



### DEEP FAT FRYER

#### Gas

Body panelling and wells made of stainless steel.  
The baskets made of stainless steel.  
Suspension mechanism for the oil to leak down after the frying.  
Controlled by thermostat.  
Safety thermostat.  
Drainage tap.  
Equipped with 1 basket in each well.  
Gas devices are preset to natural gas (G20). Liquid gas nozzles are enclosed (G30).  
EAN 8699234410864


### FRİTÖZ

#### Gazlı


Gövde, panel ve kuyular paslanmaz çeliktir.  
Basketler paslanmazdır.  
Kızartmadan sonra yağın süzülmesi için askı mekanizması mevcuttur.  
Termostatik kontrollüdür.  
Emniyet termostatlıdır.  
Yağ boşaltma vanası vardır.  
Herbir kuyuda 1 basket ile donatılmıştır.  
Doğalgaz enjektörü monte edilmiş olarak teslim edilir (G20). LPG enjektörü bir poşet içinde cihazla birlikte teslim edilir (G30).  
EAN 8699234410864

Basket Sepet	Code / Kod	Dimension / Ölçü (mm)	EUR
	A07CF60	190x280x100	60

Gas Consumption Gaz Tüketimi		Gas Inlet Gaz Girişi Çapı
NG (Doğal Gaz)	2,08 m <sup>3</sup> /h	1/2"
LPG	1,57 kg/h	





Model	Dimension (mm)	Lt	Gross Kg	Gross m <sup>3</sup>	Total Power W	Energy	EUR
GP722	800x700x900	65	150	0,75	11000	 GAS	3.600



### 🇬🇧 TILTING BRATT PAN

#### Gas

Body, panelling and pan made of stainless steel.

The bottom of pan is reinforced by special stainless steel plate. 8 mm

The tilting mechanism is manual operated.

Burner with ignition, pilot, thermocouple and thermostat.

If the flame goes out, gas are cutted off.

Operable with LP or natural gas.

If the pan is lifted up, the burner ignition gets to pilot position, so that usage safety is provided.

Easy to fill and to wash with the water tap on top.

Gas devices are preset to natural gas (G20). Liquid gas nozzles are enclosed (G30).

EAN 8699234411502

### 🇹🇷 DEVRİLİR TAVA

#### Gazlı

Gövde, panel, tava paslanmaz çeliktendir.

Tavanın tabanı özel paslanmaz çelik levha ile takviye edilmiştir. 8 mm

Kaldırma mekanizması el ile çalıştırılır.

Brülör ateşlemeli, pilotulu, termokuplu ve termostatlıdır.

Alev sönerse gaz kesilir.

LPG ve Doğal gazla çalışabilir.

Cihaz çalışırken kullanım emniyetini sağlamak için, gazlı modellerde tava kalkarsa brülör pilot pozisyonuna geçer.

Cihaz üstündeki musluk ile doldurma ve yıkama yapmak kolaydır.

Doğalgaz enjektörü monte edilmiş olarak teslim edilir (G20). LPG enjektörü bir poşet içinde cihazla birlikte teslim edilir (G30).

EAN 8699234411502

Gas Consumption Gaz Tüketimi		Gas Inlet Gaz Girişi Çapı
NG (Doğal Gaz)	1,36 m <sup>3</sup> /h	1/2"
LPG	1,02 kg/h	





Model	Dimension (mm)	Lt	Gross Kg	Gross m <sup>3</sup>	Total Power W	Energy	EUR
ER711-S	400x700x290		32	0,14	2x2600	⚡ 380/400 V, 50/60 Hz	590
D711	400x560x630		13,5	0,16		Without Door / Kapaksız	250



#### 🇬🇧 RANGE

##### Electric

Body, panelling made of stainless steel.  
Controlled by thermostats against overheating.  
Each plate provides heat economy, operating independently from each other.  
Round plates are available. Ø 220 mm  
Control with selector switch 0-7 position  
EAN 8699234451287

#### 🇹🇷 KUZİNE

##### Elektrikli

Gövde ve paneller paslanmaz çeliktir.  
Aşırı ısınmaya karşı termostatlarla kontrol edilir.  
Herbir ısıtıcı pleyt birbirinden bağımsız çalışarak ısı ekonomisi sağlar.  
Ocaklar daire şeklindedir. Ø 220 mm  
7 pozisyonlu ısıtma  
EAN 8699234451287



ER711-S

D711





Model	Dimension (mm)	Lt	Gross Kg	Gross m <sup>3</sup>	Total Power W	Energy	EUR
ER711K-S	400x700x290		32	0,14	2x2600	⚡ 380/400 V, 50/60 Hz	949
D711	400x560x630		13,5	0,16		Without Door / Kapaksız	250

**🇬🇧 RANGE****Electric**

Body, panelling made of stainless steel.  
Controlled by thermostats against overheating.

Each plate provides heat economy, operating independently from each other.  
Square plates are available. 220x220 mm.  
Control with selector switch 0-7 position  
EAN 8699234451294

**🇹🇷 KUZİNE****Elektrikli**

Gövde ve paneller paslanmaz çeliktir.  
Aşırı ısınmaya karşı termostatlarla kontrol edilir.

Herbir ısıtıcı pleyt birbirinden bağımsız çalışarak ısı ekonomisi sağlar.  
Ocaklar kare şeklindedir. 220x220 mm.  
7 pozisyonlu ısıtma  
EAN 8699234451294



ER711K-S

D711





Model	Dimension (mm)	Lt	Gross Kg	Gross m <sup>3</sup>	Total Power W	Energy	EUR
ER721-S	800x700x290		40	0,27	4x2600	⚡ 380/400 V, 50/60 Hz	940
D721	800x560x630		17	0,31		Without Door / Kapaksız	320



#### 🇬🇧 RANGE

##### Electric

Body, panelling made of stainless steel.  
Controlled by thermostats against  
overheating.

Each plate provides heat economy,  
operating independently from each other.  
Round plates are available. Ø 220 mm.  
Control with selector switch 0-7 position  
EAN 8699234451300

#### 🇹🇷 KUZİNE

##### Elektrikli

Gövde ve paneller paslanmaz çeliktir.  
Aşırı ısınmaya karşı termostatlarla  
kontrol edilir.

Herbir ısıtıcı pleyt birbirinden bağımsız  
çalışarak ısı ekonomisi sağlar.  
Ocaklar daire şeklindedir. Ø 220 mm.  
7 pozisyonlu ısıtma  
EAN 8699234451300



ER721-S

D721





Model	Dimension (mm)	Lt	Gross Kg	Gross m <sup>3</sup>	Total Power W	Energy	EUR
ER721K-S	800x700x290		40	0,27	4x2600	⚡ 380/400 V, 50/60 Hz	1.637
D721	800x560x630		17	0,31		Without Door / Kapaksız	320

**🇬🇧 RANGE****Electric**

Body, panelling made of stainless steel.  
Controlled by thermostats against  
overheating.

Each plate provides heat economy,  
operating independently from each other.  
Square plates are available. 220x220 mm  
Control with selector switch 0-7 position  
EAN 8699234451317

**🇹🇷 KUZİNE****Elektrikli**

Gövde ve paneller paslanmaz çeliktir.  
Aşırı ısınmaya karşı termostatlarla  
kontrol edilir.

Herbir ısıtıcı pleyt birbirinden bağımsız  
çalışarak ısı ekonomisi sağlar.  
Ocaklar kare şeklindedir. 220x220 mm  
7 pozisyonlu ısıtma  
EAN 8699234451317



ER721K-S

D721





Model	Dimension (mm)	Lt	Gross Kg	Gross m <sup>3</sup>	Total Power W	Energy	EUR
ER731-S	1200x700x290		60	0,42	6x2600	⚡ 380/400 V, 50/60 Hz	1.340
D731	1200x560x630		27	0,46		Without Door / Kapaksız	410

### 🇬🇧 RANGE

#### Electric

Body, panelling made of stainless steel.  
Controlled by thermostats against  
overheating.

Each plate provides heat economy,  
operating independently from each other.  
Round plates are available. Ø 220 mm  
Control with selector switch 0-7 position  
EAN 8699234451324

### 🇹🇷 KUZİNE

#### Elektrikli

Gövde ve paneller paslanmaz çeliktir.  
Aşırı ısınmaya karşı termostatlarla  
kontrol edilir.

Herbir ısıtıcı pleyt birbirinden bağımsız  
çalışarak ısı ekonomisi sağlar.  
Ocaklar daire şeklindedir. Ø 220 mm  
7 pozisyonlu ısıtma  
EAN 8699234451324



ER731-S

D731





Model	Dimension (mm)	Lt	Gross Kg	Gross m <sup>3</sup>	Total Power W	Energy	EUR
ER731K-S	1200x700x290		60	0,42	6x2600	⚡ 380/400 V, 50/60 Hz	2.289
D731	1200x560x630		27	0,46		Without Door / Kapaksız	410

**🇬🇧 RANGE****Electric**

Body, panelling made of stainless steel.  
Controlled by thermostats against  
overheating.

Each plate provides heat economy,  
operating independently from each other.  
Square plates are available. 220x220 mm  
EAN 8699234451331

**🇹🇷 KUZİNE****Elektrikli**

Gövde ve paneller paslanmaz çeliktir.  
Aşırı ısınmaya karşı termostatlarla  
kontrol edilir.

Herbir ısıtıcı pleyt birbirinden bağımsız  
çalışarak ısı ekonomisi sağlar.  
Ocaklar kare şeklindedir. 220x220 mm  
EAN 8699234451331

**ER731K-S****D731**



Model	Dimension (mm)	Lt	Gross Kg	Gross m <sup>3</sup>	Total Power W	Energy	EUR
ER722	800x700x900		98	0,75	4x2600+3000	⚡ 380/400 V, 50/60 Hz	1.850



#### 🇬🇧 RANGE

**Electric • On 1/1 GN Electric Oven**  
 Without tray and container  
 Body, panelling made of stainless steel.  
 Controlled by thermostats against overheating.  
 Each plate provides heat economy, operating independently from each other.  
 Round plates are available. Ø 220 mm  
 Control with selector switch 0-7 position  
 The oven with fan.  
 EAN 8699234411656

#### 🇹🇷 KUZİNE

**Elektrikli • 1/1 GN Elektrikli Fırın**  
 Tepsisiz ve Konteynersiz  
 Gövde ve paneller paslanmaz çeliktir.  
 Fırın aşırı ısınmaya karşı termostatlarla kontrol edilir.  
 Herbir ısıtıcı pleyt birbirinden bağımsız olarak ısı ekonomisi sağlar.  
 Ocaklar daire şeklindedir. Ø 220 mm  
 7 pozisyonlu ısıtma  
 Fırın fanlıdır.  
 EAN 8699234411656



Model	Dimension (mm)	Lt	Gross Kg	Gross m <sup>3</sup>	Total Power W	Energy	EUR
ER722K	800x700x900		110	0,75	4x2600+3000	⚡ 380/400 V, 50/60 Hz	2.527



#### 🇬🇧 RANGE

**Electric • On 1/1 GN Electric Oven**  
 Without tray and container  
 Body, panelling made of stainless steel.  
 Controlled by thermostats against overheating.  
 Each plate provides heat economy, operating independently from each other.  
 Square plates are available. 220x220 mm  
 Control with selector switch 0-7 position  
 The oven with fan.  
 EAN 8699234411830

#### 🇹🇷 KUZİNE

**Elektrikli • 1/1 GN Elektrikli Fırın**  
 Tepsisiz ve Konteynersiz  
 Gövde ve paneller paslanmaz çeliktir.  
 Fırın aşırı ısınmaya karşı termostatlarla kontrol edilir.  
 Herbir ısıtıcı pleyt birbirinden bağımsız olarak ısı ekonomisi sağlar.  
 Ocaklar kare şeklindedir. 220x220 mm  
 7 pozisyonlu ısıtma  
 Fırın fanlıdır.  
 EAN 8699234411830





Model	Dimension (mm)	Lt	Gross Kg	Gross m <sup>3</sup>	Total Power W	Energy	EUR
ER732	1200x700x900		120	1,11	6x2600+3000	⚡ 380/400 V, 50/60 Hz	2.380

**RANGE****Electric • On 1/1 GN Electric Oven  
Without Tray and Container  
ER722+ER711**

Body, panelling made of stainless steel.  
Controlled by thermostats against  
overheating.

Each plate provides heat economy,  
operating independently from each other.  
Control with selector switch 0-7 position  
The oven with fan.

EAN 8699234411663

**KUZİNE****Elektrikli • 1/1 GN Elektrikli Fırın  
Tepsisiz ve Konteynersiz  
ER722+ER711**

Gövde ve paneller paslanmaz çelikdir.  
Fırın aşırı ısınmaya karşı termostatlarla  
kontrol edilir.

Herbir ısıtıcı pleyt birbirinden bağımsız  
olarak ısı ekonomisi sağlar.

7 pozisyonlu ısıtma

Fırın fanlıdır.

EAN 8699234411663



Model	Dimension (mm)	Lt	Gross Kg	Gross m <sup>3</sup>	Total Power W	Energy	EUR
ER732K	1200x700x900		126,8	1,11	6x2600+3000	⚡ 380/400 V, 50/60 Hz	3.362

**RANGE****Electric • On 1/1 GN Electric Oven  
Without Tray and Container  
ER722K+ER711K**

Body, panelling made of stainless steel.  
Controlled by thermostats against  
overheating.

Each plate provides heat economy,  
operating independently from each other.  
Control with selector switch 0-7 position  
The oven with fan.

EAN 8699234411854

**KUZİNE****Elektrikli • 1/1 GN Elektrikli Fırın  
Tepsisiz ve Konteynersiz  
ER722K+ER711K**

Gövde ve paneller paslanmaz çelikdir.  
Fırın aşırı ısınmaya karşı termostatlarla  
kontrol edilir.

Herbir ısıtıcı pleyt birbirinden bağımsız  
olarak ısı ekonomisi sağlar.

7 pozisyonlu ısıtma

Fırın fanlıdır.

EAN 8699234411854







Model		Dimension (mm)	Lt	Gross Kg	Gross m <sup>3</sup>	Total Power W	Energy	EUR
EG711-S	o	400x700x290		44	0,18	4050	⚡ 380/400 V, 50/60 Hz	730
EG711-S	#	400x700x290		44	0,18	4050	⚡ 380/400 V, 50/60 Hz	1.150
D711		400x560x630		13,5	0,16		Without Door / Kapaksız	250



#### 🇬🇧 FRY TOP

##### Electric • Smooth Surface

Body supporting frame, panelling and heating elements made of stainless steel

Controlled by thermostat.

The electric models are controlled by safety thermostat against overheating.

Removable fat container.

Plate Thickness 15 mm

**EG711-S o**

Uncoated surface

EAN 8699234457401

**EG711-S #**

Hard chrome plated surface

EAN 8699234451256

#### 🇹🇷 IZGARA

##### Elektrikli • Düz yüzey

Gövde, şase panel ve ısıtıcı paslanmaz çelikler.

Termostatik kontrollüdür.

Elektrikli modeller aşırı ısınmaya karşı limit termostatla kontrol edilir.

Yağ kabı hareketli çekmece şeklindedir.

Pleyt Kalınlığı 15 mm

**EG711-S o**

Kaplamasız yüzey

EAN 8699234457401

**EG711-S #**

Sert krom kaplı yüzey

EAN 8699234451256



EG711-S

D711





Model		Dimension (mm)	Lt	Gross Kg	Gross m <sup>3</sup>	Total Power W	Energy	EUR
EG721-S	o	800x700x290		79	0,35	8100	⚡ 380/400 V, 50/60 Hz	1.210
EG721-S	#	800x700x290		79	0,35	8100	⚡ 380/400 V, 50/60 Hz	1.790
D721		800x560x630		17	0,31		Without Door / Kapaksız	320

**FRY TOP****Electric • Smooth Surface**

Body supporting frame, panelling and heating elements made of stainless steel

Controlled by thermostat.

Controlled by safety thermostat against overheating.

Removable fat container.

Plate Thickness 15 mm

**EG721-S o**

Uncoated surface

EAN 8699234457418

**EG721-S #**

Hard chrome plated surface

EAN 8699234451263

**IZGARA****Elektrikli • Düz yüzey**

Gövde, şase panel ve ısıtıcı paslanmaz çeliktir.

Termostatik kontrollüdür.

Aşırı ısınmaya karşı limit termostat vardır.

Yağ kabı hareketli çekmece şeklindedir.

Pleyt Kalınlığı: 15 mm

**EG721-S o**

Kaplamasız yüzey

EAN 8699234457418

**EG721-S #**

Sert krom kaplı yüzey

EAN 8699234451263

**EG721-S****D721**



Model	Dimension (mm)	Lt	Gross Kg	Gross m <sup>3</sup>	Total Power W	Energy	EUR
EG721SG-S o	800x700x290		79	0,35	8100	⚡ 380/400 V, 50/60 Hz	1.280
EG721SG-S #	800x700x290		79	0,35	8100	⚡ 380/400 V, 50/60 Hz	1.890
D721	800x560x630		17	0,31		Without Door / Kapaksız	320



#### 🇬🇧 FRY TOP

##### **Electric • 1/2 Smooth, 1/2 Grooved Surface**

Body supporting frame, panelling and heating elements made of stainless steel

Controlled by thermostat.

Controlled by safety thermostat against overheating.

Removable fat container.

Plate Thickness 15 mm

##### **EG721SG-S o**

Uncoated surface

EAN 8699234457425

##### **EG721SG-S #**

Hard chrome plated surface

EAN 8699234451270

#### 🇹🇷 IZGARA

##### **Elektrikli • 1/2 Düz, 1/2 Oluklu yüzey**

Gövde, şase panel ve ısıtıcı paslanmaz çeliktir.

Termostatik kontrollüdür.

Aşırı ısınmaya karşı limit termostat vardır.

Yağ kabı hareketli çekmece şeklindedir.

Pleyt Kalınlığı 15 mm

##### **EG721SG-S o**

Kaplamasız yüzey

EAN 8699234457425

##### **EG721SG-S #**

Sert krom kaplı yüzey

EAN 8699234451270



EG721SG-S

D721





Model	Dimension (mm)	Lt	Gross Kg	Gross m <sup>3</sup>	Total Power W	Energy	EUR
EF711-S	400x700x290	1x11	21	0,14	1x9000	⚡ 380/400 V, 50/60 Hz	1.200
D712	400x610x630		17	0,17		With 1 Door / 1 Kapaklı	320



### DEEP FAT FRYER

#### Electric

Body panelling and wells made of stainless steel.  
The baskets made of stainless steel.  
Suspension mechanism for the oil to leak down after the frying.  
Controlled by thermostat.  
Safety thermostat.  
Drainage tap.  
Equipped with 1 basket in each well.  
EAN 8699234412226

### FRİTÖZ

#### Elektrikli

Gövde, panel ve kuyular paslanmaz çeliktir.  
Basketler paslanmazdır.  
Kızartmadan sonra yağın süzülmesi için askı mekanizması mevcuttur.  
Termostatik kontrollüdür.  
Emniyet termostatlıdır.  
Yağ boşaltma vanası vardır.  
Herbir kuyuda 1 basket ile donatılmıştır.  
EAN 8699234412226



EF711-S

D712



Basket Sepet	Code / Kod	Dimension / Ölçü (mm)
	A07CF70	225x280x120





Model	Dimension (mm)	Lt	Gross Kg	Gross m <sup>3</sup>	Total Power W	Energy	EUR
EF721-S	800x700x290	2x11	37	0,27	2x9000	⚡ 380/400 V, 50/60 Hz	1.980
D722	800x610x630		28	0,34		With 2 Door / 2 Kapaklı	440

### 🇬🇧 DEEP FAT FRYER



#### Electric

Body panelling and wells made of stainless steel.  
The baskets made of stainless steel.  
Suspension mechanism for the oil to leak down after the frying.  
Controlled by thermostat.  
Safety thermostat.  
Drainage tap.  
Equipped with 1 basket in each well.  
EAN 8699234412233

### 🇹🇷 FRİTÖZ

#### Elektrikli

Gövde, panel ve kuyular paslanmaz çelikten.  
Basketler paslanmazdır.  
Kızartmadan sonra yağın süzülmesi için askı mekanizması mevcuttur.  
Termostatik kontrollüdür.  
Emniyet termostatıdır.  
Yağ boşaltma vanası vardır.  
Herbir kuyuda 1 basket ile donatılmıştır.  
EAN 8699234412233



EF721-S

D722



Basket Sepet	Code / Kod	Dimension / Ölçü (mm)
	A07CF70	225x280x120





Model	Dimension (mm)	Lt	Gross Kg	Gross m <sup>3</sup>	Total Power W	Energy	EUR
EMH711-S	400x700x290	14	18	0,14	3000	⚡ 220/240 V, 50/60 Hz	1.080
D712	400x610x630		17	0,17		With 1 Door / 1 Kapaklı	320

**🇬🇧 PASTA COOKER****Electric**

Body, panelling, baskets and wells made of stainless steel.

Controlled by thermostat.

Safety thermostat.

Drainage tap.

Filling tap.

Bowl: 220x350x180 mm

EAN 8699234411793

**🇹🇷 MAKARNA HAŞLAMA****Elektrikli**

Gövde, panel, basketler ve kuyular paslanmaz çeliktir.

Termostatik kontrollüdür.

Emniyet termostatlıdır.

Su boşaltma vanalı.

Doldurma musluklu

Hazne: 220x350x180 mm

EAN 8699234411793

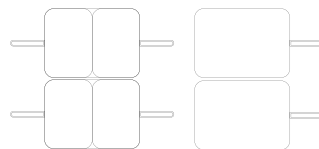


EMH711-S

D712



	Code / Kod	Dimension / Ölçü (mm)
Basket Sepet	A07CM71	145x220x175
	A07CM72	145x104x175





Model	Dimension (mm)	Lt	Gross Kg	Gross m <sup>3</sup>	Total Power W	Energy	EUR
EMH721-S	800x700x290	2x14	32	0,27	2x3000	⚡ 380/400 V, 50/60 Hz	1.680
D722	800x610x630		28	0,34		With 2 Door / 2 Kapaklı	440

### 🇬🇧 PASTA COOKER

#### Electric

Body, panelling, baskets and wells made of stainless steel.

Controlled by thermostat.

Safety thermostat.

Drainage tap.

Filling tap.

Bowl: 2x(220x350x180) mm

EAN 8699234418611

### 🇹🇷 MAKARNA HAŞLAMA

#### Elektrikli

Gövde, panel, basketler ve kuyular paslanmaz çeliktir.

Termostatik kontrollüdür.

Emniyet termostatlıdır.

Su boşaltma musluklu.

Doldurma musluklu.

Hazne: 2x(220x350x180) mm

EAN 8699234418611

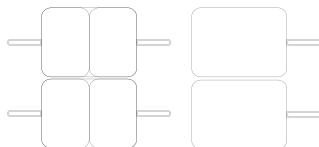


EMH721-S

D722



Basket Sepet	Code / Kod	Dimension / Ölçü (mm)
	A07CM71	145x220x175
	A07CM72	145x104x175





Model	Dimension (mm)	Lt	Gross Kg	Gross m <sup>3</sup>	Total Power W	Energy	EUR
EB711-S	400x700x290	1x21	18	0,14	1000	⚡ 220/240 V, 50/60 Hz	800
D711	400x560x630		13,5	0,16		Without Door / Kapaksız	250

**🇬🇧 BAINMARIE**

**Electric • without containers**  
**With basin 1/1 GN**  
Body panelling made of stainless steel.  
Controlled by safety thermostat  
against overheating.  
The well area enables placing of gastronorm  
containers of different dimensions.  
Drainage tap  
EAN 8699234411878

**🇹🇷 BENMARI**

**Elektrikli • Konteynersiz**  
**1/1 GN Hazneli**  
Gövde ve paneller paslanmaz çeliktir.  
Aşırı ısınmaya karşı limit termostat  
ile kontrol edilir.  
Havuz alanı farklı ölçülerde gastronorm  
küvet yerleştirmeye imkan verir.  
Boşaltma vanalı.  
EAN 8699234411878

**EB711-S****D711**

Silicon Heating Element / Silikon Isıtıcı Levha





Model	Dimension (mm)	Lt	Gross Kg	Gross m <sup>3</sup>	Total Power W	Energy	EUR
<b>EB721-S</b>	800x700x290	2x21	32	0,27	2x1000	⚡ 220/240 V, 50/60 Hz	<b>1.050</b>
<b>D721</b>	800x560x630		17	0,31		Without Door / Kapaksız	<b>320</b>

### 🇬🇧 BAINMARIE



**Electric • without containers**  
**With basin 2x1/1 GN**  
 Body panelling made of stainless steel.  
 Controlled by safety thermostat  
 against overheating.  
 The well area enables placing of gastronorm  
 containers of different dimensions.  
 Drainage tap  
 EAN 8699234412042

### 🇹🇷 BENMARI

**Elektrikli • Konteynersiz**  
**2x1/1 GN Hazneli**  
 Gövde ve paneller paslanmaz çeliktir.  
 Aşırı ısınmaya karşı limit termostat  
 ile kontrol edilir.  
 Havuz alanı farklı ölçülerde gastronorm  
 küvet yerleştirmeye imkan verir.  
 Boşaltma vanalı.  
 EAN 8699234412042



EB721-S

D721



Silicon Heating Element / Silikon Isıtıcı Levha



Model	Dimension (mm)	Lt	Gross Kg	Gross m <sup>3</sup>	Total Power W	Energy	EUR
EPC711-S	400x700x290	1x28	30	0,21	650+350	⚡ 220/240 V, 50/60 Hz	640
D711	400x560x630		13,5	0,16		Without Door / Kapaksız	250

**🇬🇧 CHIPS SCUTTLE**

Made of stainless steel.  
Above heated with  
ceramic heating element  
Container 1/1 GN.  
EAN 8699234451393

**🇹🇷 PATATES DİNLENDİRME**

Paslanmaz çelikten imal edilmiştir.  
Isıtma üstten ve seramik ısıtıcı  
ile sağlanır.  
1/1 GN Küvetlidir.  
EAN 8699234451393

**EPC711-S****D711**



Model	Dimension (mm)	Lt	Gross Kg	Gross m <sup>3</sup>	Total Power W	Energy	EUR
EP722	800x700x900	65	139	0,75	8100	⚡ 380/400 V, 50/60 Hz	3.600



#### 🇬🇧 TILTING PAN

##### **Electric**

Body supporting frame, panelling and builtin booster heater made of stainless steel.

Controlled by thermostat.

The bottom of pan is reinforced by special stainless steel plate. 8 mm.

The tilting mechanism is manual operated.

If the pan is lifted up, the heating element gets to stop position, so that usage safety is provided.

Easy to fill and to wash with the water tap on top.

Safety thermostat

EAN 8699234411779

#### 🇹🇷 DEVRİLİR TAVA

##### **Elektrikli**

Gövde, panel, tava paslanmaz çeliktedir.

Termostatla kontrol.

Tavanın tabanı özel paslanmaz çelik levha ile takviye edilmiştir. 8 mm.

Kaldırma mekanizması el ile çalıştırılır.

Tava kalkarken kullanım emniyetini sağlamak için, elektrikli modellerde

ısıtıcı stop pozisyonuna geçer.

Cihaz üstündeki musluk ile doldurma ve yıkama yapmak kolaydır.

Emniyet termostatlıdır.

EAN 8699234411779

Model	Dimension (mm)	Lt	Gross Kg	Gross m <sup>3</sup>	Total Power W	Energy	EUR
<b>N711P-S</b>	400x700x290		27	0,18			<b>296</b>
<b>N721P-S</b>	800x700x290		31	0,34			<b>390</b>
<b>N731P-S</b>	1200x700x290		36	0,50			<b>440</b>

 **NEUTRAL UNIT**

Made of stainless steel.  
without door  
Adjusttable feel.  
N711P-S EAN 8699234451409  
N721P-S EAN 8699234451416  
N731P-S EAN 8699234451423

 **ARA TEZGAH**

Paslanmaz çelikten imal edilmiştir.  
Kapaksız  
Ayakları ayarlanabilir.  
N711P-S EAN 8699234451409  
N721P-S EAN 8699234451416  
N731P-S EAN 8699234451423



Model	Dimension (mm)	Lt	Gross Kg	Gross m <sup>3</sup>		EUR
D711	400x560x630		13,5	0,16	Without Door / Kapaksız	250
D721	800x560x630		17	0,31	Without Door / Kapaksız	320
D731	1200x560x630		27	0,46	Without Door / Kapaksız	410



D711



D721



D731

#### 🇬🇧 WORK TABLE WITH CUPBOARD

Made of stainless steel.  
Adjusttable feel.

D711 EAN 8699234451430  
D721 EAN 8699234451447  
D731 EAN 8699234451454

#### 🇹🇷 ALÇAK DOLAP

Paslanmaz çelikten imal edilmiştir.  
Ayakları ayarlanabilir.

D711 EAN 8699234451430  
D721 EAN 8699234451447  
D731 EAN 8699234451454

Model	Dimension (mm)	Lt	Gross Kg	Gross m <sup>3</sup>		EUR
D712	400x610x630		17	0,17	With 1 Door / 1 Kapaklı	320
D722	800x610x630		28	0,34	With 2 Doors / 2 Kapaklı	440



D722



D712

#### 🇬🇧 WORK TABLE WITH CUPBOARD

Made of stainless steel.  
Adjusttable feel.

D712 EAN 8699234451461  
D722 EAN 8699234451478

#### 🇹🇷 ALÇAK DOLAP

Paslanmaz çelikten imal edilmiştir.  
Ayakları ayarlanabilir.

D712 EAN 8699234451461  
D722 EAN 8699234451478



# HOTMAX 900

MODULAR COOKING EQUIPMENT SERIE 900



Designed to guarantee high performance.  
Functionality, Safety, Ergonomics and Design  
Are the major characteristics of this line of  
Modular Cooking Equipment



Maksimum güç, üstün fonksiyon,  
göz alıcı tasarım özellikleriyle üretilmiş  
modüler pişirme ekipmanları





Model	Dimension (mm)	Lt	Gross Kg	Gross m <sup>3</sup>	Total Power W	Energy	EUR
GR911	425x900x900		67	0,51	2x8000	GAS	1.250



#### RANGE

##### Gas • On open stand

Body, panelling made of stainless steel.  
Operable with LP or natural gas.  
Burners with pilot, safety valve and thermocouple.  
If the flame goes out, gas are cutted off.  
Gas devices are preset to natural gas (G20). Liquid gas nozzles are enclosed (G30).  
EAN 8699234410550

#### KUZİNE

##### Gazlı • Fırinsız

Gövde ve paneller paslanmaz çeliktir.  
LPG veya doğal gazla çalışabilir.  
Brülörler pilotlu, emniyet valfli ve termokupludur.  
Alev sönerse gazı kesilir.  
Doğalgaz enjektörü monte edilmiş olarak teslim edilir (G20). LPG enjektörü bir poşet içinde cihazla birlikte teslim edilir (G30).  
EAN 8699234410550

Gas Consumption Gaz Tüketimi		Gas Inlet Gaz Girişi Çapı
NG (Doğal Gaz)	1,67 m <sup>3</sup> /h	1/2"
LPG	1,26 kg/h	



Model	Dimension (mm)	Lt	Gross Kg	Gross m <sup>3</sup>	Total Power W	Energy	EUR
GR921	850x900x900		112	0,97	4x8000	GAS	2.100



#### RANGE

##### Gas • On open stand

Body, panelling made of stainless steel.  
Operable with LP or natural gas.  
Burners with pilot, safety valve and thermocouple.  
If the flame goes out, gas are cutted off.  
Gas devices are preset to natural gas (G20). Liquid gas nozzles are enclosed (G30).  
EAN 8699234410567

#### KUZİNE

##### Gazlı • Fırinsız

Gövde ve paneller paslanmaz çeliktir.  
LPG veya doğal gazla çalışabilir.  
Brülörler pilotlu, emniyet valfli ve termokupludur.  
Alev sönerse gazı kesilir.  
Doğalgaz enjektörü monte edilmiş olarak teslim edilir (G20). LPG enjektörü bir poşet içinde cihazla birlikte teslim edilir (G30).  
EAN 8699234410567

Gas Consumption Gaz Tüketimi		Gas Inlet Gaz Girişi Çapı
NG (Doğal Gaz)	3,34 m <sup>3</sup> /h	1/2"
LPG	2,51 kg/h	





Model	Dimension (mm)	Lt	Gross Kg	Gross m <sup>3</sup>	Total Power W	Energy	EUR
GR921P	850x900x900		180	0,97	14000		2.188

**RANGE****Gas • On open stand**

Body, panelling made of stainless steel.  
Operable with LP or natural gas.  
Burners with pilot, safety valve and thermocouple.  
If the flame goes out, gas are cutted off.  
Gas devices are preset to natural gas (G20). Liquid gas nozzles are enclosed (G30).  
EAN 8699234411151

**KUZİNE****Gazlı • Fırinsız**

Gövde ve paneller paslanmaz çeliktir.  
LPG veya doğal gazla çalışabilir.  
Brülörler pilotlu, emniyet valfli ve termokupludur.  
Alev sönerse gazı kesilir.  
Doğalgaz enjektörü monte edilmiş olarak teslim edilir (G20). LPG enjektörü bir poşet içinde cihazla birlikte teslim edilir (G30).  
EAN 8699234411151

Gas Consumption Gaz Tüketimi		Gas Inlet Gaz Girişi Çapı
NG (Doğal Gaz)	1,46 m <sup>3</sup> /h	1/2"
LPG	1,10 kg/h	

Model	Dimension (mm)	Lt	Gross Kg	Gross m <sup>3</sup>	Total Power W	Energy	EUR
GR931	1275x900x900		159	1,44	6x8000		2.940

**RANGE****Gas •On open stand**

Body, panelling made of stainless steel.  
Operable with LP or natural gas.  
Burners with pilot, safety valve and thermocouple.  
If the flame goes out, gas are cutted off.  
Gas devices are preset to natural gas (G20). Liquid gas nozzles are enclosed (G30).  
EAN 8699234410574

**KUZİNE****Gazlı • Fırinsız**

Gövde ve paneller paslanmaz çeliktir.  
LPG veya doğal gazla çalışabilir.  
Brülörler pilotlu, emniyet valfli ve termokupludur.  
Alev sönerse gazı kesilir.  
Doğalgaz enjektörü monte edilmiş olarak teslim edilir (G20). LPG enjektörü bir poşet içinde cihazla birlikte teslim edilir (G30).  
EAN 8699234410574

Gas Consumption Gaz Tüketimi		Gas Inlet Gaz Girişi Çapı
NG (Doğal Gaz)	5,00 m <sup>3</sup> /h	1/2"
LPG	3,77 kg/h	





Model	Dimension (mm)	Lt	Gross Kg	Gross m <sup>3</sup>	Total Power W	Energy	EUR
GR922	850x900x900		158	0,97	4x8000+7500	GAS	3.050



#### 🇬🇧 RANGE

**Gas • On 2/1 GN Gas Oven  
Without tray and container**  
Body, panelling made of stainless steel.  
LP or natural gas.  
Burners with pilot, safety valve and thermocouple.  
Oven burner with ignition, pilot, thermocouple and thermostat.  
If the flame goes out, gas are cutted off.  
Each gas burner provides heat economy, operating independently from each other.  
Gas devices are preset to natural gas (G20). Liquid gas nozzles are enclosed (G30).  
EAN 8699234410581

#### 🇹🇷 KUZİNE

**Gaslı • 2/1 GN Gazlı Fırın  
Tepsisiz ve Konteynersiz**  
Gövde ve paneller paslanmaz çeliktir.  
LPG veya doğal gazla çalışabilir.  
Brülörler pilotlu, emniyet valfli ve termokupludur.  
Fırın brülörü ateşlemeli, pilotlu, termokuplu ve termostatlıdır.  
Alev sönerse gaz kesilir.  
Herbir brülör birbirinden bağımsız çalışarak ısı ekonomisi sağlar.  
Doğalgaz enjektörü monte edilmiş olarak teslim edilir (G20). LPG enjektörü bir poşet içinde cihazla birlikte teslim edilir (G30).  
EAN 8699234410581

Gas Consumption Gaz Tüketimi		Gas Inlet Gaz Girişi Çapı
NG (Doğal Gaz)	4,12 m <sup>3</sup> /h	1/2"
LPG	3,10 kg/h	



Model	Dimension (mm)	Lt	Gross Kg	Gross m <sup>3</sup>	Total Power W	Energy	EUR
GR922E	850x900x900		158	0,97	4x8000+6000	⚡ 220/240 V, 50/60 Hz	3.150



#### 🇬🇧 RANGE

**Gas • On 2/1 GN Electric Oven • 4 burners  
Without tray and container**  
Body, panelling made of stainless steel.  
LP or natural gas.  
Burners with pilot, safety valve and thermocouple.  
Controlled by thermostats against overheating.  
The oven with two fans.  
Gas devices are preset to natural gas (G20). Liquid gas nozzles are enclosed (G30).  
EAN 8699234410772

#### 🇹🇷 KUZİNE

**Gaslı • 2/1 GN Elektrikli Fırın • 4 ocaklı  
Tepsisiz ve Konteynersiz**  
Gövde ve paneller paslanmaz çeliktir.  
LPG veya doğal gazla çalışabilir.  
Brülörler pilotlu, emniyet valfli ve termokupludur.  
Aşırı ısınmaya karşı termostatlarla kontrol edilir.  
Fırın iki fanlıdır.  
Doğalgaz enjektörü monte edilmiş olarak teslim edilir (G20). LPG enjektörü bir poşet içinde cihazla birlikte teslim edilir (G30).  
EAN 8699234410772

Gas Consumption Gaz Tüketimi		Gas Inlet Gaz Girişi Çapı
NG (Doğal Gaz)	3,34 m <sup>3</sup> /h	1/2"
LPG	2,51 kg/h	





Model	Dimension (mm)	Lt	Gross Kg	Gross m <sup>3</sup>	Total Power W	Energy	EUR
GR922P	850x900x900		180	0,97	14000+7500		2.997

**RANGE**

**Gas • On 2/1 GN Gas Oven  
Without Tray and Container**  
Body, panelling made of stainless steel.  
LP or natural gas.  
Burners with pilot, safety valve and thermocouple.  
Oven burner with ignition, pilot, thermocouple and thermostat.  
If the flame goes out, gas are cutted off.  
Each gas burner provides heat economy, operating independently from each other.  
Gas devices are preset to natural gas (G20). Liquid gas nozzles are enclosed (G30).  
EAN 8699234411168

**KUZİNE**

**Gazlı • 2/1 GN Gazlı Fırın  
Tepsisiz ve Konteynersiz**  
Gövde ve paneller paslanmaz çeliktir.  
LPG veya doğal gazla çalışabilir.  
Brülörler pilotlu, emniyet valfi ve termokupludur.  
Fırın brülörü ateşlemeli, pilotlu, termokuplu ve termostatlıdır.  
Alev sönerse gaz kesilir.  
Herbir brülör birbirinden bağımsız çalışarak ısı ekonomisi sağlar.  
Doğalgaz enjektörü monte edilmiş olarak teslim edilir (G20). LPG enjektörü bir poşet içinde cihazla birlikte teslim edilir (G30).  
EAN 8699234411168

Gas Consumption Gaz Tüketimi		Gas Inlet Gaz Girişi Çapı
NG (Doğal Gaz)	2,24 m <sup>3</sup> /h	1/2"
LPG	1,69 kg/h	



Model	Dimension (mm)	Lt	Gross Kg	Gross m <sup>3</sup>	Total Power W	Energy	EUR
GR932	1275x900x900		203	1,44	6x8000+7500		4.100

**RANGE**

**Gas • On 2/1 GN Gas Oven • 6 burners  
Without Tray and Container  
GR922K + GR911**  
Body, panelling made of stainless steel.  
LP or natural gas.  
Burners with pilot, safety valve and thermocouple.  
Oven burner with ignition, pilot, thermocouple and thermostat.  
If the flame goes out, gas are cutted off.  
Each gas burner provides heat economy, operating independently from each other.  
Gas devices are preset to natural gas (G20). Liquid gas nozzles are enclosed (G30).  
EAN 8699234410598


**KUZİNE**

**Gazlı • 2/1 GN Gazlı Fırın • 6 ocaklı  
Tepsisiz ve Konteynersiz  
GR922K + GR911**  
Gövde ve paneller paslanmaz çeliktir.  
LPG veya doğal gazla çalışabilir.  
Brülörler pilotlu, emniyet valfi ve termokupludur.  
Fırın brülörü ateşlemeli, pilotlu, termokuplu ve termostatlıdır.  
Alev sönerse gaz kesilir.  
Herbir brülör birbirinden bağımsız çalışarak ısı ekonomisi sağlar.  
Doğalgaz enjektörü monte edilmiş olarak teslim edilir (G20). LPG enjektörü bir poşet içinde cihazla birlikte teslim edilir (G30).  
EAN 8699234410598

Gas Consumption Gaz Tüketimi		Gas Inlet Gaz Girişi Çapı
NG (Doğal Gaz)	5,79 m <sup>3</sup> /h	1/2"
LPG	4,35 kg/h	





Model	Dimension (mm)	Lt	Gross Kg	Gross m <sup>3</sup>	Total Power W	Energy	EUR
GR932E	1275x900x900		203	1,44	6x8000+6000	 220/240 V, 50/60 Hz	4.100



#### 🇬🇧 RANGE

##### Gas • On 2/1 GN Electric Oven • 6 burners Without Tray and Container

Body, panelling made of stainless steel.  
LP or natural gas.

Burners with pilot, safety valve and thermocouple.

Controlled by thermostats against overheating.

The oven with two fans.

Gas devices are preset to natural gas (G20). Liquid gas nozzles are enclosed (G30).

EAN 8699234411205

#### 🇹🇷 KUZİNE

##### Gazlı • 2/1 GN Elektrikli Fırın • 6 ocaklı Tepsisiz ve Konteynersiz

Gövde ve paneller paslanmaz çeliktir.

LPG veya doğal gazla çalışabilir.

Brülörler pilotlu, emniyet valfli ve termokupludur.

Aşırı ısınmaya karşı termostatlarla kontrol edilir.


Fırın iki fanlıdır.

Doğalgaz enjektörü monte edilmiş olarak teslim edilir (G20). LPG enjektörü bir poşet içinde cihazla birlikte teslim edilir (G30).

EAN 8699234411205

Gas Consumption Gaz Tüketimi		Gas Inlet Gaz Girişi Çapı
NG (Doğal Gaz)	5 m <sup>3</sup> /h	1/2"
LPG	3,77 kg/h	



Model	Dimension (mm)	Lt	Gross Kg	Gross m <sup>3</sup>	Total Power W	Energy	EUR
GR932M	1275x900x900		203	1,44	6x8000+7500		4.600



#### 🇬🇧 RANGE

##### Gas • On Maxi Gas Oven • 6 burners Without Tray and Container GR931 + MAXI OVEN

Body, panelling made of stainless steel.  
LP or natural gas.

Burners with pilot, safety valve and thermocouple.

Oven burner with ignition, pilot, thermocouple and thermostat.

If the flame goes out, gas are cutted off.

Each gas burner provides heat economy, operating independently from each other.

Gas devices are preset to natural gas (G20). Liquid gas nozzles are enclosed (G30).

EAN 8699234410598

#### 🇹🇷 KUZİNE

##### Gazlı • Maksi Gazlı Fırın • 6 ocaklı Tepsisiz ve Konteynersiz GR931 + MAKŞİ FIRIN

Gövde ve paneller paslanmaz çeliktir.

LPG veya doğal gazla çalışabilir.

Brülörler pilotlu, emniyet valfli ve termokupludur.

Fırın brülörü ateşlemeli, pilotlu, termokuplu ve termostatlıdır.

Alev sönerse gaz kesilir.

Herbir brülör birbirinden bağımsız çalışarak ısı ekonomisi sağlar.

Doğalgaz enjektörü monte edilmiş olarak teslim edilir (G20). LPG enjektörü bir poşet içinde cihazla birlikte teslim edilir (G30).

EAN 8699234410598

Gas Consumption Gaz Tüketimi		Gas Inlet Gaz Girişi Çapı
NG (Doğal Gaz)	5,79 m <sup>3</sup> /h	1/2"
LPG	4,35 kg/h	





Model	Dimension (mm)	Lt	Gross Kg	Gross m <sup>3</sup>	Total Power W	Energy	EUR
WR911	425x900x900		67	0,51	1x16000		1.490

**🇬🇧 GAS WOK COOKER****Gas • On open stand**

Body, panelling made of stainless steel.

Operable with LP or natural gas.

Burners with pilot, safety valve and thermocouple.

If the flame goes out, gas are cutted off.

Gas devices are preset to natural gas

(G20). Liquid gas nozzles

are enclosed (G30).

EAN 8699234410550

**🇹🇷 GAZLI WOK OCAK****Gazlı • Fırinsız**

Gövde ve paneller paslanmaz çeliktir.

LPG veya doğal gazla çalışabilir.

Brülörler pilotlu, emniyet valfi ve termokupludur.

Alev sönerse gazı kesilir.

Doğalgaz enjektörü monte edilmiş olarak


teslim edilir (G20). LPG enjektörü bir poşet

içinde cihazla birlikte teslim edilir (G30).

EAN 8699234410550

Gas Consumption Gaz Tüketimi		Gas Inlet Gaz Girişi Çapı
NG (Doğal Gaz)	1,67 m <sup>3</sup> /h	1/2"
LPG	1,26 kg/h	



Model	Dimension (mm)	Lt	Gross Kg	Gross m <sup>3</sup>	Total Power W	Energy	EUR
WR921	850x900x900		112	0,97	2x16000		2.390

**🇬🇧 GAS WOK COOKER****Gas • On open stand**

Body, panelling made of stainless steel.

Operable with LP or natural gas.

Burners with pilot, safety valve and thermocouple.

If the flame goes out, gas are cutted off.

Gas devices are preset to natural gas

(G20). Liquid gas nozzles

are enclosed (G30).

EAN 8699234410567

**🇹🇷 GAZLI WOK OCAK****Gazlı • Fırinsız**

Gövde ve paneller paslanmaz çeliktir.

LPG veya doğal gazla çalışabilir.

Brülörler pilotlu, emniyet valfi ve termokupludur.

Alev sönerse gazı kesilir.

Doğalgaz enjektörü monte edilmiş olarak

teslim edilir (G20). LPG enjektörü bir poşet

içinde cihazla birlikte teslim edilir (G30).

EAN 8699234410567

Gas Consumption Gaz Tüketimi		Gas Inlet Gaz Girişi Çapı
NG (Doğal Gaz)	3,34 m <sup>3</sup> /h	1/2"
LPG	2,51 kg/h	





Model		Dimension (mm)	Lt	Gross Kg	Gross m <sup>3</sup>	Total Power W	Energy	EUR
GG911	o	425x900x900		75	0,51	7500		1.070
GG911	#	425x900x900		75	0,51	7500		1.590

### FRY TOP



#### Gas • Smooth Surface

Body, panelling made of stainless steel.  
Operable with LP or natural gas.  
Controlled by thermostat.  
Burner with ignition, pilot, thermocouple and thermostat.  
If the flame goes out, gas are cutted off.  
Removable fat container.  
Gas devices are preset to natural gas (G20).  
Liquid gas nozzles are enclosed (G30).  
Plate Thickness 15 mm  
**GG911 o**  
Uncoated surface  
EAN 8699234457432  
**GG911 #**  
Hard chrome plated surface  
EAN 8699234410819

### IZGARA

#### Gazlı • Düz Yüzey

Gövde ve paneller paslanmaz çeliktir.  
LPG ve Doğal gazla çalışabilir.  
Termostatik kontrollüdür.  
Brülör ateşlemeli, pilotlu, termokuplu ve termostatlıdır.  
Alev sönerse gazı keser.  
Yağ kabı hareketli çekmece şeklindedir.  
Doğalgaz enjektörü montajlı olarak teslim edilir (G20).  
LPG enjektörü bir poşet içinde teslim edilir (G30).  
Pleyt Kalınlığı 15 mm  
GG911 o  
Kaplamasız yüzey  
EAN 8699234457432  
**GG911 #**  
Sert krom kaplı yüzey  
EAN 8699234410819

Gas Consumption Gaz Tüketimi		Gas Inlet Gaz Girişi Çapı
NG (Doğal Gaz)	0,78 m <sup>3</sup> /h	1/2"
LPG	0,59 kg/h	

Model		Dimension (mm)	Lt	Gross Kg	Gross m <sup>3</sup>	Total Power W	Energy	EUR
GG921	o	850x900x900		148	0,97	2x7500		1.680
GG921	#	850x900x900		148	0,97	2x7500		2.350

### FRY TOP



#### Gas • Smooth Surface

**Mirror finishing • Chrome Coated**  
Body, panelling made of stainless steel.  
Operable with LP or natural gas.  
Controlled by thermostat.  
Burner with ignition, pilot, thermocouple and thermostat.  
If the flame goes out, gas are cutted off.  
Removable fat container.  
Gas devices are preset to natural gas (G20).  
Liquid gas nozzles are enclosed (G30).  
Plate Thickness 15 mm  
**GG921 o**  
Uncoated surface  
EAN 8699234457449  
**GG921 #**  
Hard chrome plated surface  
EAN 8699234410826

### IZGARA

#### Gazlı • Düz Yüzey

**Ayna • Krom Kaplı**  
Gövde ve paneller paslanmaz çeliktir.  
LPG ve Doğal gazla çalışabilir.  
Termostatik kontrollüdür.  
Brülör ateşlemeli, pilotlu, termokuplu ve termostatlıdır.  
Alev sönerse gazı keser.  
Yağ kabı hareketli çekmece şeklindedir.  
Doğalgaz enjektörü montajlı olarak teslim edilir (G20).  
LPG enjektörü bir poşet içinde teslim edilir (G30).  
Pleyt Kalınlığı 15 mm  
**GG921 o**  
Kaplamasız yüzey  
EAN 8699234457449  
**GG921 #**  
Sert krom kaplı yüzey  
EAN 8699234410826

Gas Consumption Gaz Tüketimi		Gas Inlet Gaz Girişi Çapı
NG (Doğal Gaz)	1,56 m <sup>3</sup> /h	1/2"
LPG	1,18 kg/h	



Model	Dimension (mm)	Lt	Gross Kg	Gross m <sup>3</sup>	Total Power W	Energy	EUR
GG921SG o	850x900x900		145	0,97	2x7500		1.820
GG921SG #	850x900x900		145	0,97	2x7500		2.490

**FRY TOP**

**Gas • 1/2 Smooth, 1/2 Grooved Surface**  
 Body, panelling made of stainless steel.  
 Operable with LP or natural gas.  
 Controlled by thermostat.  
 Burner with ignition, pilot, thermocouple and thermostat. If the flame goes out, gas are cutted off.  
 Removable fat container.  
 Gas devices are preset to natural gas (G20). Liquid gas nozzles are enclosed (G30).  
 Plate Thickness 15 mm  
**GG921SG o**  
 Uncoated surface  
 EAN 8699234457456  
**GG921SG #**  
 Hard chrome plated surface  
 EAN 8699234410833

**IZGARA**

**Gazlı • 1/2 Düz 1/2 Oluklu Yüzey**  
 Gövde ve paneller paslanmaz çeliktir.  
 LPG ve Doğal gazla çalışabilir.  
 Termostatik kontrollüdür.  
 Brülör ateşlemeli, pilotlu, termokuplu ve termostatlıdır.  
 Alev sönerse gazı keser.  
 Yağ kabı hareketli çekmece şeklindedir.  
 Doğalgaz enjektörü montajlı olarak teslim edilir (G20). LPG enjektörü bir poşet içinde teslim edilir (G30).  
 Pleyt Kalınlığı 15 mm  
**GG921SG o**  
 Kaplamasız yüzey  
 EAN 8699234457456  
**GG921SG #**  
 Sert krom kaplı yüzey  
 EAN 8699234410833

Gas Consumption Gaz Tüketimi		Gas Inlet Gaz Girişi Çapı
NG (Doğal Gaz)	1,56 m <sup>3</sup> /h	1/2"
LPG	1,18 kg/h	

Model	Dimension (mm)	Lt	Gross Kg	Gross m <sup>3</sup>	Total Power W	Energy	EUR
GGL911	425x900x900		80	0,51	7500		1.375
GGL921	850x900x900		118	0,97	2x7500		2.180

**LAVA CHAR GRILL**

**Gas • Lavastone**  
 Body, panelling made of stainless steel.  
 Operable with LP or natural gas.  
 Controlled by thermostat.  
 Burner with ignition, pilot, thermocouple and thermostat.  
 If the flame goes out, gas are cutted off.  
 Removable fat container.  
 Gas devices are preset to natural gas (G20). Liquid gas nozzles are enclosed (G30).  
 GGL911 EAN 8699234449666  
 GGL921 EAN 8699234410666

**LAVATAŞLI IZGARA**

**Gazlı • Lavataşlı**  
 Gövde ve paneller paslanmaz çeliktir.  
 LPG ve Doğal gazla çalışabilir.  
 Termostatik kontrollüdür.  
 Brülör ateşlemeli, pilotlu, termokuplu ve termostatlıdır.  
 Alev sönerse gazı keser.  
 Yağ kabı hareketli çekmece şeklindedir.  
 Doğalgaz enjektörü monte edilmiş olarak teslim edilir (G20). LPG enjektörü bir poşet içinde cihazla birlikte teslim edilir (G30).  
 GGL911 EAN 8699234449666  
 GGL921 EAN 8699234410666

Gas Consumption Gaz Tüketimi		Gas Inlet Gaz Girişi Çapı
NG (Doğal Gaz)	1,56 m <sup>3</sup> /h	1/2"
LPG	1,18 kg/h	





Model	Dimension (mm)	Lt	Gross Kg	Gross m <sup>3</sup>	Total Power W	Energy	EUR
<b>GW911</b>	425x900x900		75	0,51	7500		<b>1.540</b>



#### VAPOUR GRILL

##### Gas

Body, panelling made of stainless steel.  
Operable with LP or natural gas.  
Controlled by thermostat.  
Burner with ignition, pilot, thermocouple and thermostat.  
If the flame goes out, gas are cutted off.  
Removable fat container.  
Gas devices are preset to natural gas (G20). Liquid gas nozzles are enclosed (G30).  
EAN 8699234410611

#### SULU IZGARA

##### Gazlı

Gövde ve paneller paslanmaz çeliktir.  
LPG ve Doğal gazla çalışabilir.  
Termostatik kontrollüdür.  
Brülör ateşlemeli, pilotlu, termokuplu ve termostatlıdır.  
Alev sönerse gazı keser.  
Yağ kabı hareketli çekmece şeklindedir.  
Doğalgaz enjektörü monte edilmiş olarak teslim edilir (G20). LPG enjektörü bir poşet içinde cihazla birlikte teslim edilir (G30).  
EAN 8699234410611

Gas Consumption Gaz Tüketimi		Gas Inlet Gaz Girişi Çapı
NG (Doğal Gaz)	0,78 m <sup>3</sup> /h	1/2"
LPG	0,59 kg/h	

Model	Dimension (mm)	Lt	Gross Kg	Gross m <sup>3</sup>	Total Power W	Energy	EUR
<b>GW921</b>	850x900x900		148	0,97	2x7500		<b>2.200</b>



#### VAPOUR GRILL

##### Gas

Body, panelling made of stainless steel.  
Operable with LP or natural gas.  
Controlled by thermostat.  
Burner with ignition, pilot, thermocouple and thermostat. If the flame goes out, gas are cutted off.  
Removable fat container.  
Gas devices are preset to natural gas (G20). Liquid gas nozzles are enclosed (G30).  
EAN 8699234410635


#### SULU IZGARA

##### Gazlı

Gövde ve paneller paslanmaz çeliktir.  
LPG ve Doğal gazla çalışabilir.  
Termostatik kontrollüdür.  
Brülör ateşlemeli, pilotlu, termokuplu ve termostatlıdır. Alev sönerse gazı keser.  
Yağ kabı hareketli çekmece şeklindedir.  
Doğalgaz enjektörü monte edilmiş olarak teslim edilir (G20). LPG enjektörü bir poşet içinde cihazla birlikte teslim edilir (G30).  
EAN 8699234410635

Gas Consumption Gaz Tüketimi		Gas Inlet Gaz Girişi Çapı
NG (Doğal Gaz)	1,56 m <sup>3</sup> /h	1/2"
LPG	1,18 kg/h	



Model	Dimension (mm)	Lt	Gross Kg	Gross m <sup>3</sup>	Total Power W	Energy	EUR
GF912	425x900x900	1x20	62	0,51	1x15000		2.100

**DEEP FAT FRYER****Gas**

Body panelling and wells and baskets made of stainless steel.  
The baskets made of stainless steel.  
Suspension mechanism for the oil to leak down after the frying.  
Controlled by thermostat.  
Safety thermostat.  
Drainage tap.  
Equipped with 2 basket in each well.  
Gas devices are preset to natural gas (G20). Liquid gas nozzles are enclosed (G30).  
EAN 8699234410871


**FİRİTÖZ****Gazlı**

Gövde, panel, kuyular ve basketler paslanmaz çeliktir.  
Basketler paslanmazdır.  
Kızartmadan sonra yağın süzülmesi için askı mekanizması mevcuttur.  
Termostatik kontrollüdür.  
Emniyet termostatlıdır.  
Yağ boşaltma vanası vardır.  
Herbir kuyuda 2 basket ile donatılmıştır.  
Doğalgaz enjektörü monte edilmiş olarak teslim edilir (G20). LPG enjektörü bir poşet içinde cihazla birlikte teslim edilir (G30).  
EAN 8699234410871

Basket Sepet	Code / Kod	Dimension / Ölçü (mm)
	A07CF90	145x375x140

Gas Consumption Gaz Tüketimi		Gas Inlet Gaz Girişi Çapı
NG (Doğal Gaz)	1,56 m <sup>3</sup> /h	1/2"
LPG	1,18 kg/h	



Model	Dimension (mm)	Lt	Gross Kg	Gross m <sup>3</sup>	Total Power W	Energy	EUR
GF922	850x900x900	2x20	100	0,97	2x15000		3.650

**DEEP FAT FRYER****Gas**

Body panelling and wells and baskets made of stainless steel.  
The baskets made of stainless steel.  
Suspension mechanism for the oil to leak down after the frying.  
Controlled by thermostat.  
Safety thermostat.  
Drainage tap.  
Equipped with 2 basket in each well.  
Gas devices are preset to natural gas (G20). Liquid gas nozzles are enclosed (G30).  
EAN 8699234410888

**FİRİTÖZ****Gazlı**

Gövde, panel, kuyular ve basketler paslanmaz çeliktir.  
Basketler paslanmazdır.  
Kızartmadan sonra yağın süzülmesi için askı mekanizması mevcuttur.  
Termostatik kontrollüdür.  
Emniyet termostatlıdır.  
Yağ boşaltma vanası vardır.  
Herbir kuyuda 2 basket ile donatılmıştır.  
Doğalgaz enjektörü monte edilmiş olarak teslim edilir (G20). LPG enjektörü bir poşet içinde cihazla birlikte teslim edilir (G30).  
EAN 8699234410888

Basket Sepet	Code / Kod	Dimension / Ölçü (mm)
	A07CF90	145x375x140

Gas Consumption Gaz Tüketimi		Gas Inlet Gaz Girişi Çapı
NG (Doğal Gaz)	3,13 m <sup>3</sup> /h	1/2"
LPG	2,35 kg/h	





Model	Dimension (mm)	Lt	Gross Kg	Gross m <sup>3</sup>	Total Power W	Gas Consumption		EUR
						NG (Doğal Gaz) m <sup>3</sup> /h	LPG kg/h	
GP922	1000x900x900	95	184	1,11	21000	2,54	1,86	4.400
GP932	1200x900x900	120	204	1,20	24000	2,90	2,13	5.900



### 🇬🇧 TILTING BRATT PAN

#### Gas

Body, panelling and pan made of stainless steel. The bottom of pan is reinforced by special stainless steel plate. 8 mm

The tilting mechanism is manual operated. Stainless steel burner with ignition, pilot, thermocouple and thermostat.

If the flame goes out, gas are cutted off. Operable with LP or natural gas.

If the pan is lifted up, the burner ignition gets to pilot position, so that usage safety is provided.

Easy to fill and to wash with the water tap on top.

Gas devices are preset to natural gas (G20). Liquid gas nozzles are enclosed (G30).

GP922 EAN 8699234410673

GP932 EAN 8699234410543

### 🇹🇷 DEVRİLİR TAVA

#### Gazlı

Gövde, panel, tava paslanmaz çeliktendir. Tavanın tabanı özel paslanmaz çelik levha ile takviye edilmiştir. 8 mm

Kaldırma mekanizması el ile çalıştırılır. Paslanmaz çelik brülör ateşlemeli, pilotlu, termokuplu ve termostatlıdır.

Alev sönerse gaz kesilir.

LPG ve Doğal gazla çalışabilir.

Cihaz çalışırken kullanım emniyetini sağlamak için, gazlı modellerde tava kalkarsa brülör pilot pozisyonuna geçer.

Cihaz üstündeki musluk ile doldurma ve yıkama yapmak kolaydır.

Doğalgaz enjektörü monte edilmiş olarak teslim edilir (G20). LPG enjektörü bir poşet içinde cihazla birlikte teslim edilir (G30).

GP922 EAN 8699234410673

GP932 EAN 8699234410543

<b>Gas Inlet</b>
Gaz Girişi Çapı
1/2"





Model	Dimension (mm)	Lt	Gross Kg	Gross m <sup>3</sup>	Total Power W	Gas Consumption		EUR
						NG (Doğal Gaz) m <sup>3</sup> /h	LPG kg/h	
GBP100I	800x900x900	100	145	0,97	19500	2,03	1,53	6.800
GBP150I	1200x900x900	150	180	0,97	29250	3,05	2,30	7.150



### BOILING PAN

#### Gas • Indirect heating

Made of stainless steel.

Counter weighted folding lid.

Burner with complete magnet security valve.

Which contains ignition and stop button

together with pilot thermocouple and

thermostat.

If the flame goes out, gas are cutted off.

Cold and hot water filling tap.

Drainage tap.

Gas devices are preset to natural gas

(G20). Liquid gas nozzles

are enclosed (G30).

GBP100I EAN 8699234439667

GBP150I EAN 8699234439674

### KAYNATMA TENCERESİ

#### Gazlı • İndirek ısıtma

Paslanmaz çelikten imal edilmiştir.

Karşı ağırlıklı kapaklıdır.

Brülör komple magnet ventillidir.

Magnet ventil ateşleme ve stop butonları

ile pilotu, termokuplu ve termostatı

kapsamaktadır.

Alev sönerse gaz kesilir.

Soğuk, sıcak su doldurma musluğu vardır.

Boşaltma musluktur.

Doğalgaz enjektörü monte edilmiş olarak

teslim edilir (G20). LPG enjektörü bir poşet

içinde cihazla birlikte teslim edilir (G30).

GBP100I EAN 8699234439667

GBP150I EAN 8699234439674

Gas Inlet Gaz Girişi Çapı	1/2"
------------------------------	------



Model	Dimension (mm)	Lt	Gross Kg	Gross m <sup>3</sup>	Total Power W	Energy	EUR
ER911	425x900x900		68	0,51	2x4000	⚡ 380/400 V, 50/60 Hz	1.790



#### 🇬🇧 RANGE

##### Electric • on open stand

Body, panelling made of stainless steel.  
Controlled by two protectors against overheating.  
Each or plate provides heat economy, operating independently from eachother.  
Square plates are available. 300x300 mm  
Control with selector switch 0-7 position  
EAN 8699234410895

#### 🇹🇷 KUZİNE

##### Elektrikli • Fırinsız

Gövde ve paneller paslanmaz çeliktir.  
Aşırı ısınmaya karşı iki protektör ile kontrol edilir.  
Herbir ısıtıcı pleyt birbirinden bağımsız çalışarak ısı ekonomisi sağlar.  
Ocaklar kare şeklindedir. 300x300 mm  
7 pozisyonlu ısıtma  
EAN 8699234410895

Model	Dimension (mm)	Lt	Gross Kg	Gross m <sup>3</sup>	Total Power W	Energy	EUR
ER921	850x900x900		118	0,97	4x4000	⚡ 380/400 V, 50/60 Hz	2.800



#### 🇬🇧 RANGE

##### Electric • on open stand

Body, panelling made of stainless steel.  
Controlled by two protectors against overheating.  
Each plate provides heat economy, operating independently from eachother.  
Square plates are available. 300x300 mm  
Control with selector switch 0-7 position  
EAN 8699234410901

#### 🇹🇷 KUZİNE

##### Elektrikli • Fırinsız

Gövde ve paneller paslanmaz çeliktir.  
Aşırı ısınmaya karşı iki protektör ile kontrol edilir.  
Herbir ısıtıcı pleyt birbirinden bağımsız çalışarak ısı ekonomisi sağlar.  
Ocaklar kare şeklindedir. 300x300 mm  
7 pozisyonlu ısıtma  
EAN 8699234410901

Model	Dimension (mm)	Lt	Gross Kg	Gross m <sup>3</sup>	Total Power W	Energy	EUR
ER931	1275x900x900		171	1,44	6x4000	⚡ 380/400 V, 50/60 Hz	3.900



#### 🇬🇧 RANGE

##### Electric • on open stand

Body, panelling made of stainless steel.  
Controlled by two protectors against overheating.  
Each plate provides heat economy, operating independently from eachother.  
Square plates are available. 300x300 mm  
Control with selector switch 0-7 position  
EAN 8699234410918

#### 🇹🇷 KUZİNE

##### Elektrikli • Fırinsız

Gövde ve paneller paslanmaz çeliktir.  
Aşırı ısınmaya karşı iki protektör ile kontrol edilir.  
Herbir ısıtıcı pleyt birbirinden bağımsız çalışarak ısı ekonomisi sağlar.  
Ocaklar kare şeklindedir. 300x300 mm  
7 pozisyonlu ısıtma  
EAN 8699234410918



Model	Dimension (mm)	Lt	Gross Kg	Gross m <sup>3</sup>	Total Power W	Energy	EUR
ER922	850x900x900		159	0,97	4x4000+6000	⚡ 380/400 V, 50/60 Hz	3.500

**RANGE**

**Electric • With 4 Plates  
On 2/1 GN Electric Oven  
Without Tray and Container**  
Body, panelling made of stainless steel.  
Controlled by two protectors against overheating.  
Each plate provides heat economy, operating independently from eachother.  
Square plates are available. 300x300 mm  
The oven with two fans.  
Control with selector switch 0-7 position  
EAN 8699234410925

**KUZİNE**

**Elektrikli • 4 Pleytli  
2/1 GN Elektrikli Fırın  
Tepsisiz ve Konteynersiz**  
Gövde ve paneller paslanmaz çeliktir.  
Aşırı ısınmaya karşı iki protektör ile kontrol edilir.  
Herbir ısıtıcı pleyt birbirinden bağımsız olarak ısı ekonomisi sağlar.  
Ocaklar kare şeklindedir. 300x300 mm  
Fırın iki fanlıdır.  
7 pozisyonlu ısıtma  
EAN 8699234410925



Model	Dimension (mm)	Lt	Gross Kg	Gross m <sup>3</sup>	Total Power W	Energy	EUR
ER921C	850x900x900		165	0,97	4x3000	⚡ 380/400 V, 50/60 Hz	3.914

**RANGE**

**Electric • On Open Stand**  
Body, panelling made of stainless steel.  
Controlled by two protectors against overheating.  
Each plate provides heat economy, operating independently from eachother.  
Control with selector switch 0-7 position  
EAN 8699234411175

**KUZİNE**

**Elektrikli • Fırinsız**  
Gövde ve paneller paslanmaz çeliktir.  
Aşırı ısınmaya karşı iki protektör ile kontrol edilir.  
Herbir ısıtıcı pleyt birbirinden bağımsız olarak ısı ekonomisi sağlar.  
7 pozisyonlu ısıtma  
EAN 8699234411175

Model	Dimension (mm)	Lt	Gross Kg	Gross m <sup>3</sup>	Total Power W	Energy	EUR
ER922C	850x900x900		165	0,97	4x3000+6000	⚡ 380/400 V, 50/60 Hz	4.625

**RANGE**

**Electric • Ceran Plate  
On 2/1 GN Electric Oven  
Without tray and container**  
Body, panelling made of stainless steel.  
Controlled by two protectors against overheating.  
Each plate provides heat economy, operating independently from eachother.  
The oven with two fans.  
Control with selector switch 0-7 position  
EAN 8699234411182

**KUZİNE**

**Elektrikli • Seren Camlı  
2/1 GN Elektrikli Fırın  
Tepsisiz ve Konteynersiz**  
Gövde ve paneller paslanmaz çeliktir.  
Aşırı ısınmaya karşı iki protektör ile kontrol edilir.  
Herbir ısıtıcı pleyt birbirinden bağımsız olarak ısı ekonomisi sağlar.  
Fırın iki fanlıdır.  
7 pozisyonlu ısıtma  
EAN 8699234411182





Model	Dimension (mm)	Lt	Gross Kg	Gross m <sup>3</sup>	Total Power W	Energy	EUR
ER932	1275x900x900		214	1,44	6x4000+6000	⚡ 380/400 V, 50/60 Hz	4.900



#### 🇬🇧 RANGE

**Electric • With 6 Plates  
On 2/1 GN Electric Oven  
Without Tray and Container  
ER922 + ER911**

Body, panelling made of stainless steel.  
Controlled by two protectors against overheating.  
Each plate provides heat economy, operating independently from each other.  
Square plates are available. 300x300 mm  
The oven with two fans.  
Control with selector switch 0-7 position  
EAN 8699234410932

#### 🇹🇷 KUZİNE

**Elektrikli • 6 Pleytli  
2/1 GN Elektrikli Fırın  
Tepsisiz ve Konteynersiz  
ER922 + ER911**

Gövde ve paneller paslanmaz çeliktir.  
Aşırı ısınmaya karşı iki protektör ile kontrol edilir.  
Herbir ısıtıcı pleyt birbirinden bağımsız olarak ısı ekonomisi sağlar.  
Ocaklar kare şeklindedir. 300x300 mm  
Fırın iki fanlıdır.  
7 pozisyonlu ısıtma  
EAN 8699234410932



Model	Dimension (mm)	Lt	Gross Kg	Gross m <sup>3</sup>	Total Power W	Energy	EUR
ER933	1275x900x900		223	1,44	6x4000+6000	⚡ 380/400 V, 50/60 Hz	5.530



#### 🇬🇧 RANGE

**Electric • With 6 Plates  
On Maxi Electric Oven  
Without Tray and Container  
ER931 + OVEN**

Body, panelling made of stainless steel.  
Controlled by two protectors against overheating.  
Each plate provides heat economy, operating independently from each other.  
Square plates are available. 300x300 mm  
The oven with two fans.  
Control with selector switch 0-7 position  
EAN 8699234411113

#### 🇹🇷 KUZİNE

**Elektrikli • 6 Pleytli  
Maksi Elektrikli Fırın  
Tepsisiz ve Konteynersiz  
ER931 + FIRIN**

Gövde ve paneller paslanmaz çeliktir.  
Aşırı ısınmaya karşı iki protektör ile kontrol edilir.  
Herbir ısıtıcı pleyt birbirinden bağımsız olarak ısı ekonomisi sağlar.  
Ocaklar kare şeklindedir. 300x300 mm  
Fırın iki fanlıdır.  
7 pozisyonlu ısıtma  
EAN 8699234411113



Model	Dimension (mm)	Lt	Gross Kg	Gross m <sup>3</sup>	Total Power W	Energy	EUR
EG911 o	425x900x900		73	0,51	6000	⚡ 380/400 V, 50/60 Hz	1.070
EG911 #	425x900x900		73	0,51	6000	⚡ 380/400 V, 50/60 Hz	1.590



#### 🇬🇧 FRY TOP

##### Electric • Smooth Surface

Body supporting frame, panelling and heating element made of stainless steel.

Controlled by thermostat.

Controlled by thermostats against overheating.

Removable fat container.

Plate Thickness 15 mm

EG911 o

Uncoated surface

EAN 8699234457463

EG911 #

Hard chrome plated surface

EAN 8699234411120

#### 🇹🇷 IZGARA

##### Elektrikli • Düz Yüzey

Gövde, şase panel ve ısıtıcı paslanmaz çeliktir.

Termostatik kontrollüdür.

Aşırı ısınmaya karşı termostatlarla kontrol edilir.

Yağ kabı hareketli çekmece şeklindedir.

Pleyt Kalınlığı 15 mm

EG911 o

Kaplamasız yüzey

EAN 8699234457463

EG911 #

Sert krom kaplı yüzey

EAN 8699234411120

Model	Dimension (mm)	Lt	Gross Kg	Gross m <sup>3</sup>	Total Power W	Energy	EUR
EG921 o	850x900x900		154	0,97	12000	⚡ 380/400 V, 50/60 Hz	1.680
EG921 #	850x900x900		154	0,97	12000	⚡ 380/400 V, 50/60 Hz	2.350



#### 🇬🇧 FRY TOP

##### Electric • Smooth Surface

Body supporting frame, panelling and heating element made of stainless steel.

Controlled by thermostat.

Controlled by safety thermostats against overheating.

Removable fat container.

Plate Thickness 15 mm

EG921 o

Uncoated surface

EAN 8699234457470

EG921 #

Hard chrome plated surface

EAN 8699234411137

#### 🇹🇷 IZGARA

##### Elektrikli • Düz Yüzey

Gövde, şase panel ve ısıtıcı paslanmaz çeliktir.

Termostatik kontrollüdür.

Aşırı ısınmaya karşı limit termostatlarla kontrol edilir.

Yağ kabı hareketli çekmece şeklindedir.

Pleyt Kalınlığı 15 mm

EG921 o

Kaplamasız yüzey

EAN 8699234457470

EG921 #

Sert krom kaplı yüzey

EAN 8699234411137

Model	Dimension (mm)	Lt	Gross Kg	Gross m <sup>3</sup>	Total Power W	Energy	EUR
EG921SG o	850x900x900		154	0,97	12000	⚡ 380/400 V, 50/60 Hz	1.820
EG921SG #	850x900x900		154	0,97	12000	380/400 V, 50/60 Hz	2.490



#### 🇬🇧 FRY TOP

##### Electric

##### 1/2, Smooth, 1/2 Grooved Surface

Body supporting frame, panelling and heating element made of stainless steel.

Controlled by thermostat.

Controlled by safety thermostats against overheating.

Removable fat container.

Plate Thickness 15 mm

EG921SG o

Uncoated surface

EAN 8699234457487

EG921SG #

Hard chrome plated surface

EAN 8699234451232

#### 🇹🇷 IZGARA

##### Elektrikli

##### 1/2 Düz, 1/2 Oluklu Yüzey

Gövde, şase panel ve ısıtıcı paslanmaz çeliktir.

Termostatik kontrollüdür.

Aşırı ısınmaya karşı limit termostatlarla kontrol edilir.

Yağ kabı hareketli çekmece şeklindedir.

Pleyt Kalınlığı 15 mm

EG921SG o

Kaplamasız yüzey

EAN 8699234457487

EG921SG #

Sert krom kaplı yüzey

EAN 8699234451232





Model	Dimension (mm)	Lt	Gross Kg	Gross m <sup>3</sup>	Total Power W	Energy	EUR
EF912	425x900x900	1x24	62	0,51	1x14000	⚡ 380/400 V, 50/60 Hz	2.100



#### DEEP FAT FRYER

##### Electric

Body panelling and wells and baskets made of stainless steel.  
Suspension mechanism for the oil to leak down after the frying.  
Controlled by thermostat.  
Safety thermostat.  
Drainage tap.  
Equipped with 2 basket in each well.  
EAN 8699234410956

#### FRİTÖZ

##### Elektrikli

Gövde, panel, kuyular ve basketler paslanmaz çeliktir.  
Kızartmadan sonra yağın süzülmesi için askı mekanizması mevcuttur.  
Termostatik kontrollüdür.  
Emniyet termostatlıdır.  
Yağ boşaltma vanası vardır.  
Herbir kuyuda 2 basket ile donatılmıştır.  
EAN 8699234410956

Basket Sepet	Code / Kod	Dimension / Ölçü (mm)
	A07CF90	145x375x140



Model	Dimension (mm)	Lt	Gross Kg	Gross m <sup>3</sup>	Total Power W	Energy	EUR
EF922	850x900x900	2x24	98	0,97	2x14000	⚡ 380/400 V, 50/60 Hz	3.500



#### DEEP FAT FRYER

##### Electric

Body panelling and wells and baskets made of stainless steel.  
Suspension mechanism for the oil to leak down after the frying.  
Controlled by thermostat.  
Safety thermostat.  
Drainage tap.  
Equipped with 2 basket in each well.  
EAN 8699234410963

#### FRİTÖZ

##### Elektrikli

Gövde, panel, kuyular ve basketler paslanmaz çeliktir.  
Kızartmadan sonra yağın süzülmesi için askı mekanizması mevcuttur.  
Termostatik kontrollüdür.  
Emniyet termostatlıdır.  
Yağ boşaltma vanası vardır.  
Herbir kuyuda 2 basket ile donatılmıştır.  
EAN 8699234410963

Basket Sepet	Code / Kod	Dimension / Ölçü (mm)
	A07CF90	145x375x140





Model	Dimension (mm)	Lt	Gross Kg	Gross m <sup>3</sup>	Total Power W	Energy	EUR
EMH912	425x900x900	24	59	0,51	9000	⚡ 380/400 V, 50/60 Hz	1.860

**🇬🇧 PASTA COOKER****Electric**

Body, panelling, baskets and wells made of stainless steel.

Controlled by thermostat.

Safety thermostat.

Drainage tap.

Filling tap.

EAN 8699234411038

**🇹🇷 MAKARNA HAŞLAMA****Elektrikli**

Gövde, panel, basketler ve kuyular paslanmaz çeliktir.

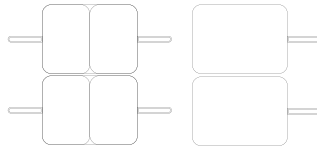
Termostatik kontrollüdür.

Emniyet termostatlıdır.

Su boşaltma vanalı.

Doldurma musluklu.

EAN 8699234411038



Basket Sepet	Code / Kod	Dimension / Ölçü (mm)
	A07CM91	145x290x190
	A07CM92	145x145x190



Model	Dimension (mm)	Lt	Gross Kg	Gross m <sup>3</sup>	Total Power W	Energy	EUR
EB911	425x900x900	28	50	0,51	1000	⚡ 220/240 V, 50/60 Hz	1.260

**🇬🇧 BAINMARIE****Electric • without containers**

Body, panelling made of stainless steel.

Controlled by thermostats against overheating.

The well area enables placing of gastrorm containers of different dimensions.

Drainage tap.

EAN 8699234411199

**🇹🇷 BENMARI****Elektrikli • Konteynersiz**

Gövde ve paneller paslanmaz çeliktir.

Aşırı ısınmaya karşı termostat ile kontrol edilir.

Havuz alanı farklı ölçülerde gastrorm kuvet yerleştirmeye imkan verir.

Boşaltma vanalı

EAN 8699234411199

Basin Hazne	Model	Dimension / Ölçü (mm)
	EB911	GN 1/1
	EB921	GN 2/1



Model	Dimension (mm)	Lt	Gross Kg	Gross m <sup>3</sup>	Total Power W	Energy	EUR
<b>EB921</b>	850x900x900	58	75	0,97	2x1000	220/240 V, 50/60 Hz	<b>1.615</b>



#### BAINMARIE

**Electric • without containers**  
 Body, panelling made of stainless steel.  
 Controlled by thermostats against overheating.  
 The well area enables placing of gastronorm containers of different dimensions.  
 Drainage tap.  
 EAN 8699234410949

#### BENMARİ

**Elektrikli • Konteynersiz**  
 Gövde ve paneller paslanmaz çeliktir.  
 Aşırı ısınmaya karşı termostat ile kontrol edilir.  
 Havuz alanı farklı ölçülerde gastronorm kuvvet yerleştirmeye imkan verir.  
 Boşaltma vanalı  
 EAN 8699234410949

Basin Hazne	Model	Dimension / Ölçü (mm)
	EB911	GN 1/1
	EB921	GN 2/1

Model	Dimension (mm)	Lt	Gross Kg	Gross m <sup>3</sup>	Total Power W	Energy	EUR
<b>EPC912</b>	425x900x900	1x28	51	0,51	650+350	220/240 V, 50/60 Hz	<b>1.200</b>



#### CHIPS SCUTTLE

Made of stainless steel.  
 Heated with ceramic heating element  
 Container 1/1 GN.  
 EAN 8699234411021

#### PATATES DİNLENDİRME

Paslanmaz çelikten imal edilmiştir.  
 Isıtma seramik ısıtıcı ile sağlanır.  
 1/1 GN Kuvettidir.  
 EAN 8699234411021



Model	Dimension (mm)	Lt	Gross Kg	Gross m <sup>3</sup>	Total Power W	Energy	EUR
EP922	1000x900x900	95	184	1,11	12000	⚡ 380/400 V, 50/60 Hz	4.400
EP932	1200x900x900	120	204	1.20	14000	⚡ 380/400 V, 50/60 Hz	5.800

**🇬🇧 TILTING BRATT PAN****Electric**

Body supporting frame, panelling and builtin booster heater made of stainless steel.

Controlled by thermostat.

The bottom of pan is reinforced by special stainless steel plate. 8 mm.

The tilting mechanism is manual operated.

If the pan is lifted up, the heating element gets to stop position, so that usage safety is provided.

Easy to fill and to wash with the water tap on top.

Safety thermostat

EP922 EAN 8699234411045

EP932 EAN 8699234411144

**🇹🇷 DEVRİLİR TAVA****Elektrikli**

Gövde, panel, tava paslanmaz çeliktendir.

Termostatla kontrol.

Tavanın tabanı özel paslanmaz çelik levha ile takviye edilmiştir. 8 mm.

Kaldırma mekanizması el ile çalıştırılır.

Tava kalkarken kullanım emniyetini sağlamak için, elektrikli modellerde ısıtıcı stop pozisyonuna geçer.

Cihaz üstündeki musluk ile doldurma ve yıkama yapmak kolaydır.

Emniyet termostatlıdır.

EP922 EAN 8699234411045

EP932 EAN 8699234411144



Model	Dimension (mm)	Lt	Gross Kg	Gross m <sup>3</sup>	Total Power W	Energy	EUR
EBP100I	800x900x900	100	145	0,97	13000	⚡ 380/400 V, 50/60 Hz	6.800
EBP150I	1200x900x900	150	180	0,97	19500	⚡ 380/400 V, 50/60 Hz	7.150

**🇬🇧 BOILING PAN****Electric • Indirect heating**

Made of stainless steel.

Counterweighed folding lid.

Shielded heating elements

made of stainless steel.

Pilot light for heating.

Control by thermostat.

Double jacketed pan. Filling cock and control cock for the level of double Jacket pan.

Level indicator.

Over pressure safety valve and manometer

Cold and hot water filling cock.

Drainage cock.

EBP100I EAN 8699234439780

EBP150I EAN 8699234439797

**🇹🇷 KAYNATMA TENCERESİ****Elektrikli • İndirek ısıtma**

Paslanmaz çelikten imal edilmiştir.

Karşı ağırlıklı kapaklıdır.

Paslanmaz

çelik ısıtıcılar,

Isıtma için pilot ışık,

Termostatla kontrol.

Çift cidarlı ceketteki su seviyesi için doldurma ve kontrol musluğu.

Seviye işareti.

Aşırı basınç valfi ve manometre.

Soğuk, sıcak su doldurma musluğu vardır.

Boşaltma muslukludur.

EBP100I EAN 8699234439780

EBP150I EAN 8699234439797





Model	Dimension (mm)	Lt	Gross Kg	Gross m <sup>3</sup>	Total Power W	Energy	EUR
<b>N912</b>	425x900x900		44	0,46			<b>630</b>
<b>N922</b>	850x900x900		58	0,94			<b>900</b>
<b>N932</b>	1000x900x900		72	1,11			<b>1.170</b>



#### NEUTRAL UNIT

Made of stainless steel.  
without door  
Adjustable feet.

N912 EAN 8699234411212  
N922 EAN 8699234411229  
N932 EAN 8699234411236

#### ARA TEZGAH

Paslanmaz çelikten imal edilmiştir.  
Kapaksız  
Ayakları ayarlanabilir.  
N912 EAN 8699234411212  
N922 EAN 8699234411229  
N932 EAN 8699234411236



Model	Dimension (mm)	Lt	Gross Kg	Gross m <sup>3</sup>	Total Power W	Energy	EUR
<b>N912D</b>	425x900x900		48	0,46			<b>695</b>
<b>N922D</b>	850x900x900		66	0,94			<b>1.070</b>
<b>N932D</b>	1000x900x900		84	1,11			<b>1.440</b>



#### NEUTRAL UNIT

Made of stainless steel.  
with door (double wall)  
Adjustable feet.



N912D EAN 8699234411243  
N922D EAN 8699234411250  
N932D EAN 8699234411267

#### ARA TEZGAH

Paslanmaz çelikten imal edilmiştir.  
Kapaklı (çift cidarlı)  
Ayakları ayarlanabilir.  
N912D EAN 8699234411243  
N922D EAN 8699234411250  
N932D EAN 8699234411267



DOOR / KAPI		
Dimension (mm)		EUR
for 400x900x900 için	1 pc	<b>62</b>
for 800x900x900 için	2 pcs	<b>124</b>
for 1000x900x900 için	2 pcs	<b>153</b>

Model	Dimension (mm)	Lt	Gross Kg	Gross m <sup>3</sup>	Total Power W	Energy	EUR
SPS706N	600x700x450		83	0,29	18000	(NG) 	679
SPS706G	600x700x450		83	0,29	18000	(LPG) 	679



#### STOCK POT STOVE

##### Gas • On open stand

Body, panelling made of stainless steel.  
Burners, safety valve and thermocouple.

If the flame goes out, gas are cutted off.

SPS706N EAN 8699234412752

SPS706G EAN 8699234412745

#### YER OCAĞI

##### Gazlı • Fırinsız


Gövde ve paneller paslanmaz çeliktir.  
Brülörler, emniyet valfli ve termokupludur.

Alev sönerse gazı kesilir.

SPS706N EAN 8699234412752

SPS706G EAN 8699234412745

Gas Consumption Gaz Tüketimi		Gas Inlet Gaz Girişi Çapı
SPS706N	NG (Doğal Gaz)	1,87 m <sup>3</sup> /h
SPS706G	LPG	1,42 kg/h

Model	Dimension (mm)	Lt	Gross Kg	Gross m <sup>3</sup>	Total Power W	Energy	EUR
SPS706GTR	740x820x500		83	0,29	22960		990



#### STOCK POT STOVE

##### Gas • On open stand • 3 burners

Body, panelling made of stainless steel.  
Operable with LP (G30) or natural gas (G20).  
Burners, safety valve and thermocouple.

If the flame goes out, gas are cutted off.

EAN 8699234412868

#### YER OCAĞI


##### Gazlı • Fırinsız • 3 Brülörlü

Gövde ve paneller paslanmaz çeliktir.  
LPG (G30) veya doğal gazla (G20) çalışabilir.  
Brülörler 3 pilotlu, emniyet valfli ve 3 termokupludur.

Alev sönerse gazı kesilir.

EAN 8699234412868

Gas Consumption Gaz Tüketimi		Gas Inlet Gaz Girişi Çapı
NG (Doğal Gaz)	2,38 m <sup>3</sup> /h	1/2"
LPG	1,81 kg/h	

Model	Dimension (mm)	Lt	Gross Kg	Gross m <sup>3</sup>	Total Power W	Energy	EUR
SPS506E	600x500x450		28	0,27	4000	 380/400 V, 50/60 Hz	950



#### STOCK POT STOVE

##### Electric • with 1 plates

Body, panelling made of stainless steel.  
Controlled by two protectors against overheating.

Control with selector switch 0-7 position

EAN 8699234412974

#### YER OCAĞI

##### Elektrikli • 1 pleytli

Gövde ve paneller paslanmaz çeliktir.  
Aşırı ısınmaya karşı iki protektör ile kontrol edilir.

7 pozisyonlu ısıtma

EAN 8699234412974

COMMERCIAL DISHWASHERS

BULAŞIK YIKAMA MAKİNELERİ







Robust and reliable  
glasswashers and dishwashers  
Designed for Hygiene



Daha az enerji  
Daha az su  
Daha az deterjan  
Daha çok hijyen

Model	Dimension (mm)	Lt	Gross Kg	Gross m <sup>3</sup>	Total Power W	Energy	EUR
<b>BW1200</b>	490x520x780		45,65	0,27	5190	⚡ 220/240 V, 50/60 Hz	<b>1.530</b>
<b>BW1200P</b>	490x520x780		45,65	0,27	5190	⚡ 220/240 V, 50/60 Hz	<b>1.620</b>

**GLASS WASHER**

**1000-1200 glasses / hour**

Body supporting frame, panelling and built-in booster heater made of stainless steel.

Electrical components and cabling complying with international standards and security regulations.

All components may be easily reached and inspected for quick and efficient servicing.

Automatic filling of wash tank and constant water level control.

Wash and rinse temperatures automatically and constantly controlled by two independent thermostats for perfect wash and rinse action.

Together with door safety switch and automatic rinseaid dispenser.

Rinse cycle.

**BW1200P : With drain pump**

BW1200 EAN 8699234454523

BW1200P EAN 8699234454530

**BARDAK YIKAMA MAKİNESİ**

**1000-1200 bardak / saat**

Gövde, şase panel ve ısıtıcı boyler paslanmaz çeliktir.

Elektirikli elemanlar ve kablolar uluslararası standartlara ve güvenlik tüzüklerine uygundur.

Tüm parçalara kolayca ulaşarak, çabuk ve etkin çalışma için kontrol edilebilir.

Yıkama tankı otomatik olarak dolar ve sabit seviye kontrollüdür.

Yıkama ve durulama suyu sıcaklığı bağımsız iki termostatla uygun yıkama ve durulama için sürekli ve otomatik olarak kontrol edilir.

Kapı emniyet butonu ve otomatik parlatıcı ile birlikte dir.

Durulama işlemi vardır.

**BW1200P : Drenaj pompalı**

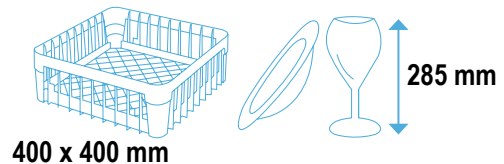
BW1200 EAN 8699234454523

BW1200P EAN 8699234454530

KAPASİTE	OUTPUT		
TABAKLAR	PLATES	saat / hour	-
BARDAKLAR/PARÇALAR	GLASSES/PIECES	saat / hour	1000-1200
BASKET	BASKET	saat / hour	30
STANDART SEPET	STANDART BASKET (AxB)	cm	-
KARE SEPET	SQUARE BASKET (40x40)	cm	2
ELEKTRİK	ELECTRICITY		
VOLTAJ	VOLTAGE	v	220/240
YIKAMA TANKI	WASH TANK ELEMENT	w	1800
DURULAMA TANKI	RINSE TANK ELEMENT	w	3000
TOPLAM YÜK	TOTAL RATING	w	5190
BESLEME SUYU	FEED WATER		
SUYUN GİRİŞ BASINCI	INLET WATER PRESSURE	bar	2-4
MAX. SU SERTLİĞİ	MAX. WATER HARDENESS	°F	15
SUYUN GİRİŞ SICAKLIĞI	INLET WATER TEMPERATURE	°C	45-50
SU GİRİŞ	WATER INLET	Ø	32
PİS SU ÇIKIŞ	WATER OUTLET	Ø mm	32
PİS SU BAĞLANTI YÜKSEKLİĞİ	DRAIN HEIGHT	mm	50
YIKAMA	WASH		
SICAKLIK	TEMPERATURE	°C	50-55
YIKAMA TANKI KAPASİTESİ	WASH TANK CAPACITY	lt	11
YIKAMA POMPASI	WASH PUMP	HP	0,25
DURULAMA	RINSE		
SICAKLIK	TEMPERATURE	°C	80-85
DURULAMA TANKI KAPASİTESİ	RINSE TANK CAPACITY	lt	5,8
DURULAMA SUYU TÜK. MİK.	RINSE WATER CONSUMPTION	lt/basket	2,5
SERBEST GİRİŞ	CLEAR ENTRY (h)	mm	290

Washing Cycle (sec.)	Dropping Cycle (sec.)	Rinsing Cycle (sec.)	Total Cycle (sec.)
Yıkama Süresi (sn)	Damlama Süresi (sn)	Durulama Süresi (sn)	Toplam Süre (sn)
90	2	18	110

Automatic rinseaid dispenser is included in the price. Otomatik parlatıcı fiyata dahildir.



Model	Dimension (mm)	Lt	Gross Kg	Gross m <sup>3</sup>	Total Power W	Energy	EUR
<b>DW 500N</b>	590x600/650x810		67	0,38	7550	⚡ 220/240 V, 50/60 Hz	<b>1.870</b>
<b>DW 500NP</b>	590x600/650x810		67	0,38	7550	⚡ 220/240 V, 50/60 Hz	<b>1.960</b>

### 🇬🇧 DISHWASHER

#### 500 plates / hour

Body supporting frame, panelling and builtin booster heater made of stainless steel .

Automatic filling of wash tank and constant water level control. Wash and rinse temperatures automatically and constantly controlled by two independent thermostats for perfect wash and rinse action.

Electrical components and cabling complying with international standards and security regulations.

All components may be easily reached and inspected for quick and efficient servicing.

Full automatic

Together with door safety switch

#### **DW 500NP : With drain pump**

Optional:

Automatic detergent dispenser and automatic rinseaid dispenser.

Drain pump

380/400 V, 50/60 Hz

500N EAN 8699234445873

500NP EAN 8699234445880

### 🇹🇷 BULAŞIK YIKAMA MAKİNESİ

#### 500 tabak / saat

Gövde, şase panel ve ısıtıcı boylar paslanmaz çeliktir.

Yıkama tankı otomatik olarak dolar ve sabit seviye kontrollüdür. Yıkama ve durulama suyu sıcaklığı bağımsız iki termostatla uygun yıkama ve durulama için sürekli ve otomatik olarak kontrol edilir.

Elektirikli elemanlar ve kablolar uluslararası standartlara ve güvenlik tüzüklerine uygundur.

Tüm parçalara kolayca ulaşılarak, çabuk ve etkin çalışma için kontrol edilebilir.

Tam otomatik

Kapı emniyet butonu

#### **DW 500NP : Drenaj pompalı**

İstek halinde:

Otomatik deterjan dağıtıcısı ve otomatik parlaticı

Drenaj pompası

380/400 V, 50/60 Hz

500N EAN 8699234445873

500NP EAN 8699234445880

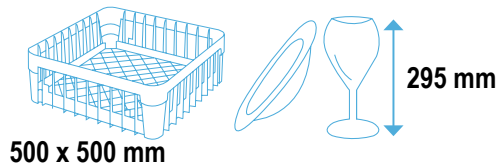
KAPASİTE	OUTPUT		
TABAKLAR	PLATES	saat/hour	540
BARDAKLAR/PARÇALAR	GLASSES/PIECES	saat/hour	1500
BASKET	BASKET	saat/hour	30
STANDART SEPET	STANDART BASKET (AxB)	cm	-
18 TABAKLIK SEPET	BASKET 18 PLATES (50x50)	cm	1
BARDAK ve FİNCAN SEPETİ	CUP BASKET (50x50)	cm	1
ELEKTRİK	ELECTRICITY		
VOLTAJ	VOLTAGE	V	220/240
YIKAMA TANKI	WASH TANK ELEMENT	W	2500
DURULAMA TANKI	RINSE TANK ELEMENT	W	3000 - 4500
TOPLAM YÜK	TOTAL RATING	W	6050 - 7550
BESLEME SUYU	FEED WATER		
SUYUN GİRİŞ BASINCI	INLET WATER PRESSURE	bar	2-4
MAX. SU SERTLİĞİ	MAX. WATER HARDNESS	°F	15
SUYUN GİRİŞ SICAKLIĞI	INLET WATER TEMPARATURE	°C	45-50
SU GİRİŞ	WATER INLET	inch	3/4
PİS SU ÇIKIŞ	WATER OUTLET	Ø mm	32
PİS SU BAĞLANTI YÜKSEKLİĞİ	DRAIN HEIGHT	mm	50
YIKAMA	WASH		
SICAKLIK	TEMPERATURE	°C	50-55
YIKAMA TANKI KAPASİTESİ	WASH TANK CAPACITY	lt	29
YIKAMA POMPASI	WASH PUMP	kw	0,55
DURULAMA	RINSE		
SICAKLIK	TEMPERATURE	°C	80-85
DURULAMA TANKI KAPASİTESİ	RINSE TANK CAPACITY	lt	7
DURULAMA SUYU TÜK. MİK.	RINSE WATER CONSUMPTION	lt/basket	4,5
SERBEST GİRİŞ	CLEAR ENTRY (h)	mm	300

Washing Cycle (sec.)	Dropping Cycle (sec.)	Rinsing Cycle (sec.)	Total Cycle (sec.)
Yıkama Süresi (sn)	Damlama Süresi (sn)	Durulama Süresi (sn)	Toplam Süre (sn)
90	2	18	110



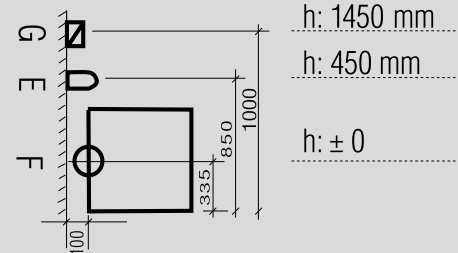
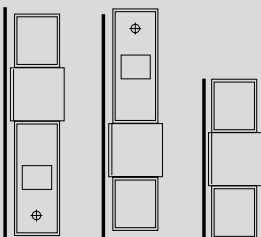
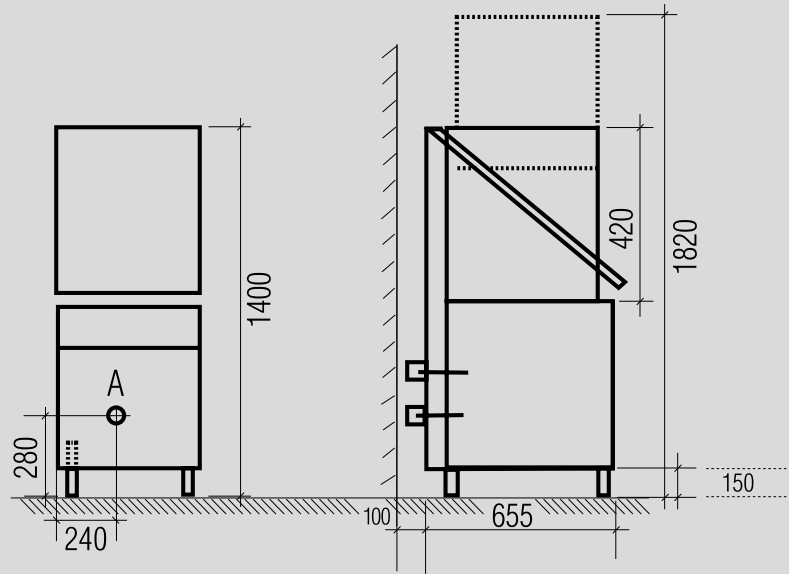
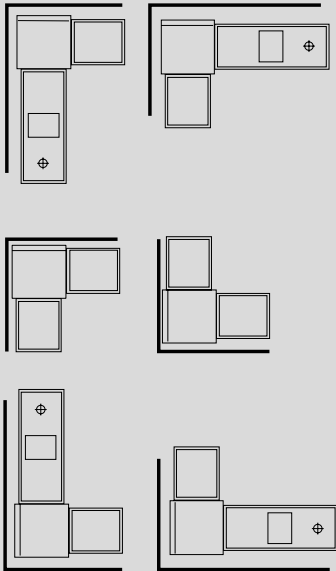
DW 500N

DW 500NP





DW1040TP



- A: Drain / Pis su çıkışı
- E: Inlet water / Su girişi
- F: Floor drain / Pis su gideri
- G: Electric / Elektrik

Model	Dimension (mm)	Lt	Gross Kg	Gross m <sup>3</sup>	Total Power W	Energy	EUR
DW1040TP	720x830x1480		123	1,06	13100	⚡ 380/400 V, 50/60 Hz	2.780
DW1040TP D	720x830x1480		123	1,06	13100	⚡ 380/400 V, 50/60 Hz	2.870

### 🇬🇧 DISHWASHER

#### 1000 plates / hour

Body, supporting, frame, panelling and built-in booster heater made of stainless steel.

Automatic filling of wash tank and constant water level control.

Wash and rinse temperatures automatically and constantly controlled by two independent thermostat for perfect wash and rinse action.

Electrical components and cabling complying with international standards and security regulations.

All components may be easily reached and inspected for quick and efficient servicing.

Full automatic. Three different programs.

Together with door safety button

#### DW1040TP D : With drain pump

Optional;

Automatic rinseaid dispenser

Automatic detergent dispenser

Boiler pump for rinse water

Loading / Unloading table

220/240 V, 50/60 Hz

DW1040TP EAN 8699234410055

### 🇹🇷 BULAŞIK YIKAMA MAKİNESİ

#### 1000 tabak / saat

Gövde, şase panel ve ısıtıcı boyler yüksek kaliteli paslanmaz çeliktir.

Yıkama tankı otomatik olarak dolar ve sabit seviye kontrollüdür.

Mükemmel yıkama ve durulama aksiyonu için yıkama ve durulama sıcaklıkları otomatik olarak iki bağımsız termostatla kontrol edilir.

Elektrikli elemanlar ve kablolar uluslararası standartlara uygundur.

Tüm parçalara kolayca ulaşılarak çabuk ve etkin çalışma için kontrol edilebilir.

Tam otomatik. Üç değişik program seçimi vardır.

Kapı emniyet butonlu

#### DW1040TP D : Drenaj Pompalı

İstek Halinde;

Otomatik parlaticı dağıtıcısı

Otomatik deterjan dağıtıcısı

Durulama suyu için boyler pompası

Giriş/çıkış tezgahı

220/240 V, 50/60 Hz

DW1040TP EAN 8699234410055

KAPASİTE	OUTPUT		
BASKET	BASKET	saat/hour	60-40-30
STANDART SEPET	STANDART BASKET (AxB)	cm	-
18 TABAKLIK SEPET	BASKET 18 PLATES (50x50)	n	2
BARDAK ve FİNCAN SEPETİ	CUP BASKET (50x50)	n	0
KAŞIK-ÇATAL-BIÇAK SEPETİ	CUTLERY BASKET (50x50)	n	1
ELEKTRİK	ELECTRICITY		
VOLTAJ	VOLTAGE	V	380/400
YIKAMA TANKI ISITICISI	WASH TANK ELEMENT	W	3000
DURULAMA TANKI ISITICISI	RINSE TANK ELEMENT	W	9000
TOPLAM YÜK	TOTAL RATING	W	13100
ANA BESLEME KABLOSU	MAIN SUPPLY CABLE	mm <sup>2</sup>	5x2,5
BESLEME SUYU	FEED WATER		
SU GİRİŞ BASINCI	INLET WATER PRESSURE	bar	2-4
SU SERTLİĞİ	MAX. WATER HARDENESS	°F	15
SU GİRİŞ SICAKLIĞI	INLET WATER TEMPARATURE	°C	45-50
SU GİRİŞ REKORU ÇAPI	WATER INLET	Ø inch	3/4
SU ÇIKIŞ REKORU ÇAPI	WATER OUTLET	Ø mm	32
TAHLİYE YÜKSEKLİĞİ	DRAIN HEIGHT	mm	280
YIKAMA	WASH		
SICAKLIK	TEMPARATURE	°C	50-55
YIKAMA TANKI KAPASİTESİ	WASH TANK CAPACITY	lt	60
YIKAMA POMPASI	WASH PUMP	kw	1,10
DURULAMA	RINSE		
SICAKLIK	TEMPARATURE	°C	80-85
DURULAMA TANKI KAPASİTESİ	RINSE TANK CAPACITY	lt	8
DURULAMA SUYU TÜK. MİK.	RINSE WATER CONSUMPTION	lt/basket	3,5
SERBEST GİRİŞ	CLEAR ENTRY (h)	mm	400

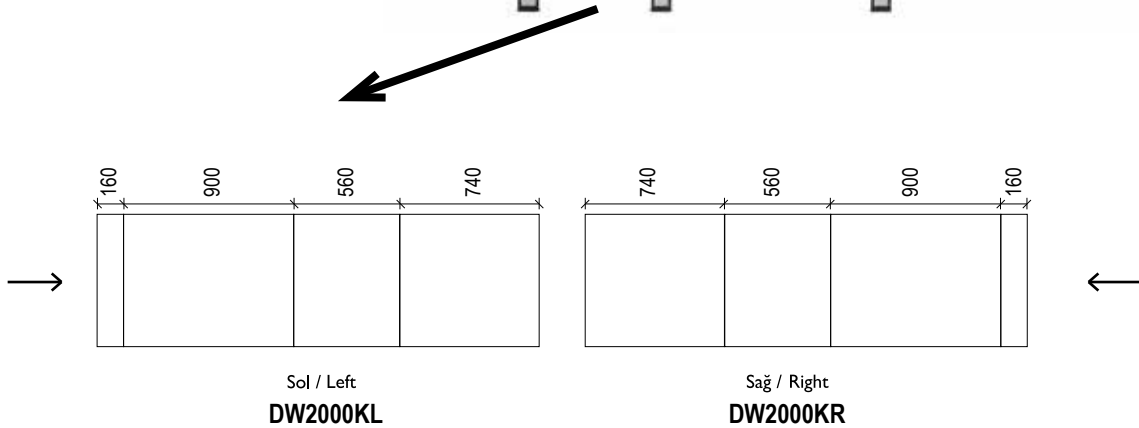
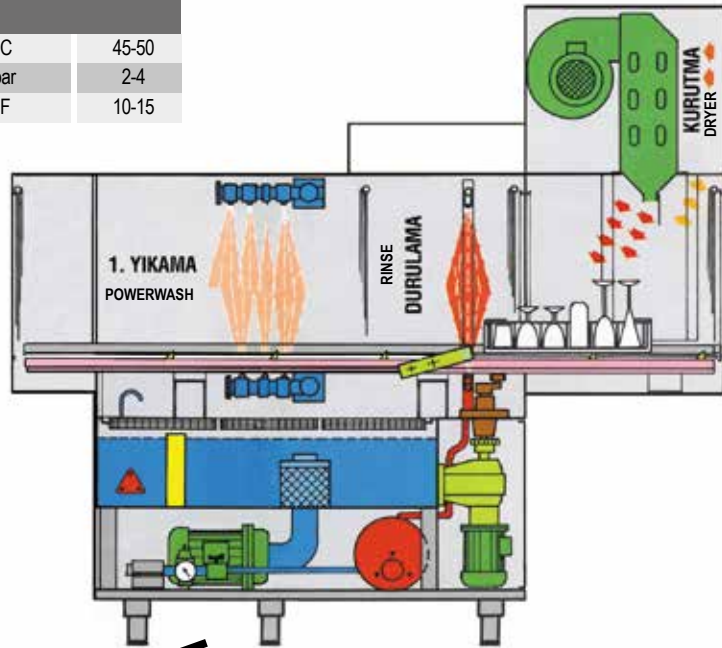
Program	Washing Cycle (sec.)	Dropping Cycle (sec.)	Rinsing Cycle (sec.)	Total Cycle (sec.)
	Yıkama Süresi (sn)	Damlama Süresi (sn)	Durulama Süresi (sn)	Toplam Süre (sn)
1	30	2	18	50
2	60	2	18	80
3	90	2	18	110



BÖLÜMLER	SECTIONS		
ÖN YIKAMA	PREWASH		-
YIKAMA	POWERWASH		√
DURULAMA	FINAL RINSE		√
KURUTMA	DRYING		√
KAPASİTE	OUTPUT		
BASKET	BASKET	saat/hour	125
STANDART SEPET	STANDART BASKET (AxB)	cm	-
18 TABAKLIK SEPET	BASKET 18 PLATES (50x50)	n	3
KAŞIK-ÇATAL-BIÇAK SEPETİ	CUTLERY BASKET (50x50)	n	2
YIKAMA	POWERWASH		
TANK HACMİ	TANK CAPACITY	lt	115
POMPA GÜCÜ	PUMP POWER	Kw	2,025
YIKAMA TANK ISITICISI	WASH TANK ELEMENT	Kw	9
ELEKTRİK TANK	ELECTRICAL		
DURULAMA	FINAL RINSE		
SU TÜKETİMİ	WATER CONSUMPTION	lt/h	300
POMPA GÜCÜ	PUMP POWER	Kw	0,37
ISITICI	BOILER HEATER	Kw	18
KONVEYÖR SİSTEMİ	RACK DRIVING UNIT	Kw	0,25
ELEKTRİK	ELECTRICITY		
VOLTAJ	VOLTAGE		380/400
TOPLAM YÜK	TOTAL RATING	W	36395
ANA BESLEME KABLOSU	MAIN SUPPLY CABLE	mm <sup>2</sup>	4x10+10
BESLEME SUYU	FEED WATER		
SICAKLIK	TEMPERATURE	°C	45-50
SU GİRİŞ BASINCI	INLET WATER PRESSURE	bar	2-4
SU SERTLİĞİ	MAX. WATER HARDENESS	°F	10-15



DW2000KL



Lütfen Belirtiniz / Please Specify

Model	Dimension (mm)	Lt	Gross Kg	Gross m <sup>3</sup>	Total Power W	Energy	EUR
DW2000KL	2360x700x1900		370	3,76	36395	⚡ 380/400 V, 50/60 Hz	9.227
DW2000KR	2360x700x1900		370	3,76	36395	⚡ 380/400 V, 50/60 Hz	9.227

### 🇬🇧 DISHWASHER

**2000 plate / hour • Rack conveyor • With drying tunnel**  
**Wash + Rinse + Dryer**  
**1 speed**

Body, supporting, frame, panelling and built - in booster heater made of stainless steel.

Automatic filling of wash tank and constant water level control.

Dishwasher with pull-through rack; easy, fast, reliable, economical and practical.

Wash and rinse temperatures automatically and constantly controlled by two independent thermostat for perfect wash and rinse action.

Electrical components and cabling complying with international standards and security regulations.

All components may be easily reached and inspected for quick and efficient servicing.

Full automatic wash at 55 °C and uninterrupted operation.

Hot water rinse cycle at 80-85 °C.

The control circuit is also low-voltage (24 V) for greater safety during use. Together with door safety button

Optional;

Automatic rinseaid dispenser

Automatic detergent dispenser

Loading / Unloading table

With switch to stop on unloading table

2 speed motor

DW2000KL EAN 8699234410093

DW2000KR EAN 8699234410130

### 🇹🇷 BULAŞIK YIKAMA MAKİNESİ

**2000 tabak / saat • Konveyörlü • Kurutmalı**  
**Yıkama + Durulama + Kurutma**  
**1 hızlı**

Gövde, şase, panel ve ısıtıcı boyler yüksek kaliteli paslanmaz çelikler.

Yıkama tankı otomatik olarak dolar ve sabit seviye kontrollüdür.

İleri geri hareket edip basketleri çekerek götüren bir sisteme sahiptir.

Sistem kolay, hızlı, güvenilir, ekonomik ve pratiktir.

Mükemmel yıkama ve durulama aksiyonu için yıkama ve durulama sıcaklıkları otomatik olarak iki bağımsız termostatla kontrol edilir.

Elektrikli elemanlar ve kablolar uluslararası standartlara uygundur.

Tüm parçalara kolayca ulaşılarak, çabuk ve etkin çalışma için kontrol edilebilir.

55 °C de tam otomatik yıkama ve kesintisiz çalışma.

Sıcak su ile durulama işlemi 80-85 °C' de yapılır.

Kontrol akımı keza 24 volt olup, kullanım süresince emniyeti temin eder.

Kapı emniyet butonlu

İstek halinde;

Otomatik parlaticı dağıtıcısı

Otomatik deterjan dağıtıcısı

Giriş ve çıkış tezgahı

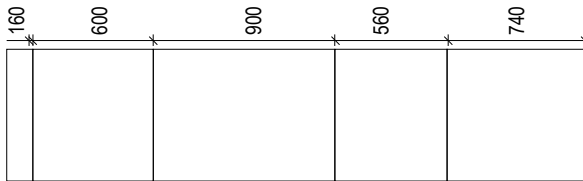
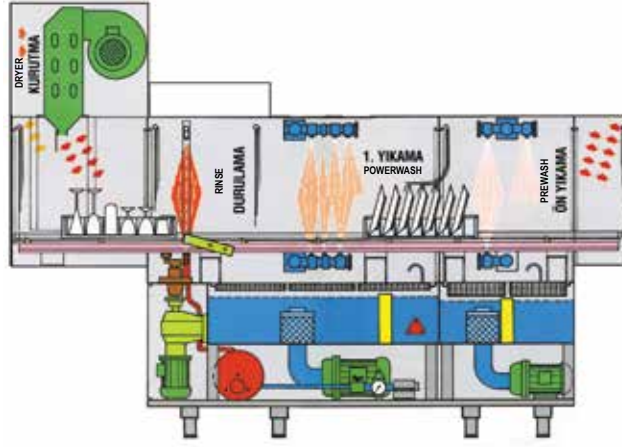
Çıkış tezgah üzerinde durdurma switch'i

2 hızlı motor

DW2000KL EAN 8699234410093


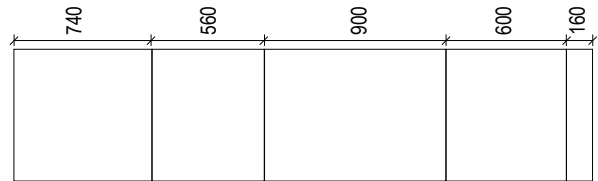
DW2000KR EAN 8699234410130





Sol / Left

**DW3000KL**



Sağ / Right

**DW3000KR**



Lütfen Belirtiniz / Please Specify



Model	Dimension (mm)	Lt	Gross Kg	Gross m <sup>3</sup>	Total Power W	Energy	EUR
DW3000KL	2960x700x1900		470	4,68	46870	⚡ 380/400 V, 50/60 Hz	11.805
DW3000KR	2960x700x1900		470	4,68	46870	⚡ 380/400 V, 50/60 Hz	11.805

### 🇬🇧 DISHWASHER

**3000 plate / hour • Rack conveyor • With drying tunnel**  
**Pre - wash + Wash + 1.th Rinse + Dryer • 1 speed**

Body, suporting, frame, panelling and built - in booster heater made of stainless steel.

Automatic filling of wash tank and constant water level control.

Dishwasher with pull-through rack; easy, fast, reliable, economical and practical.

Wash and rinse temperatures automatically and constantly controlled by two independent thermostat for perfect wash and rinse action.

Electrical components and cabling complying with international standards and security regulations.

All components may be easily reached and inspected for quick and efficient servicing.

Full automatic wash at 55 °C and uninterrupted operation.

Hot water rinse cycle at 80-85 °C.

The control circuit is also low-voltage (24 V) for greater safety during use.

Together with door safety button

Optional;

Automatic rinseaid dispenser

Automatic detergent dispenser

Loading / Unloading table

With switch to stop on unloading table

2 speed motor

BÖLÜMLER	SECTIONS		
ÖN YIKAMA	PREWASH		✓
YIKAMA	POWERWASH		✓
DURULAMA	FINAL RINSE		✓
KURUTMA	DRYING		✓
KAPASİTE	OUTPUT		
BASKET	BASKET	saat/hour	187
STANDART SEPET	STANDART BASKET (AxB)	cm	-
18 TABAKLIK SEPET	BASKET 18 PLATES (50x50)	n	3
KAŞIK-ÇATAL-BIÇAK SEPETİ	CUTLERY BASKET (50x50)	n	2
ÖN YIKAMA	PREWASH		
TANK HACMİ	TANK CAPACITY	lt	60
POMPA GÜCÜ	PUMP POWER	Kw	1,1
YIKAMA	POWERWASH		
TANK HACMİ	TANK CAPACITY	lt	115
POMPA GÜCÜ	PUMP POWER	Kw	2,4
ISITICI	BOILER HEATER	Kw	9
ELEKTRİK TANK	ELECTRICAL		
DURULAMA	FINAL RINSE		
SU TÜKETİMİ	WATER CONSUMPTION	lt/h	320
POMPA GÜCÜ	PUMP POWER	Kw	0,37
ISITICI	BOILER HEATER	Kw	27
KONVEYÖR SİSTEMİ	RACK DRIVING UNIT	Kw	0,25
KURUTMA TÜNELİ	DRYING TUNNEL		
FAN MOTORU	FAN MOTOR		0,75
ISITICI	HEATING ELEMENT		
ELEKTRİK / Buhar	ELECTRICAL / Steam	Kw	6
ELEKTRİK	ELECTRICITY		
VOLTAJ	VOLTAGE		380/400
TOPLAM YÜK	TOTAL RATING	W	46870
ANA BESLEME KABLOSU	MAIN SUPPLY CABLE	mm <sup>2</sup>	5x10
BESLEME SUYU	FEED WATER		
SICAKLIK	TEMPERATURE	°C	45-50
SU GİRİŞ BASINCI	INLET WATER PRESSURE	bar	2-4
SU SERTLİĞİ	MAX. WATER HARDNESS	°F	10-15

### 🇹🇷 BULAŞIK YIKAMA MAKİNESİ

**3000 tabak / saat • Konveyörlü • Kurutmalı**

**Ön yıkama + Yıkama + 1.Durulama + Kurutma • 1 hızlı**

Gövde, şase, panel ve ısıtıcı boyler yüksek kaliteli paslanmaz çelikler.

Yıkama tankı otomatik olarak dolar ve sabit seviye kontrollüdür.

İleri geri hareket edip basketleri çekerek götüren bir sisteme sahiptir.

Sistem kolay, hızlı, güvenilir, ekonomik ve pratiktir.

Mükemmel yıkama ve durulama aksiyonu için yıkama ve durulama sıcaklıkları otomatik olarak iki bağımsız termostatla kontrol edilir.

Elektrikli elemanlar ve kablolar uluslararası standartlara uygundur.

Tüm parçalara kolayca ulaşılarak, çabuk ve etkin çalışma için kontrol edilebilir.

55 °C de tam otomatik yıkama ve kesintisiz çalışma.

Sıcak su ile durulama işlemi 80-85 °C de yapılır.

Kontrol akımı keza 24 volt olup, kullanım süresince emniyeti temin eder.

Kapı emniyet butonlu

İstek halinde;

Otomatik parlaticı dağıtıcısı

Otomatik deterjan dağıtıcısı

Giriş ve çıkış tezgahı

Çıkış tezgah üzerinde durdurma switch'i

2 hızlı motor

DW3000KL EAN 8699234410185

DW3000KR EAN 8699234410192



DW3000KR



**TR GİRİŞ / ÇIKIŞ TEZGAHI**

Sırt parçalı.  
Paslanmaz çelikten imal edilmiştir.  
Ayarlanabilir ayaklıdır.

**UK LOADING / UNLOADING TABLE**

With splashback.  
Made of stainless steel.  
Adjustable feet.

**DEMONTÉ  
DISASSEMBLE**



**For DW1040TP type dishwasher**  
DW1040TP model bulaşık makinesi için.

Model	Dimension mm	EUR	Gross Kg	Gross m <sup>3</sup>	Ean No
<b>L607</b>	700x540/750x850	<b>335</b>	21	0,16	86992344 10215
<b>L610</b>	1000x540/750x850	<b>387</b>	27	0,19	10222
<b>L614</b>	1400x540/750x850	<b>453</b>	35	0,26	10239

**UK LOADING TABLE**

Made of stainless steel.  
Adjustable feet.

**TR GİRİŞ TEZGAHI**

Paslanmaz çelikten imal edilmiştir.  
Ayarlanabilir ayaklıdır.

**For rack conveyor dishwasher.**  
Konveyörlü bulaşık makineleri için.

Model	Dimension mm	EUR	Gross Kg	Gross m <sup>3</sup>	Ean No
<b>LG612K</b>	1200x540/750x850	<b>459</b>	31	0,23	86992344 69749
<b>LG614K</b>	1400x540/750x850	<b>495</b>	35	0,26	69688
<b>LG616K</b>	1600x540/750x850	<b>544</b>	39	0,31	69695

**UK UNLOADING TABLE**

With switch  
Made of stainless steel.  
Adjustable feet.

**TR ÇIKIŞ TEZGAHI**

Siviçli  
Paslanmaz çelikten imal edilmiştir.  
Ayarlanabilir ayaklıdır.

**For rack conveyor dishwasher.**  
Konveyörlü bulaşık makineleri için.

Model	Dimension mm	EUR	Gross Kg	Gross m <sup>3</sup>	Ean No
<b>L612K</b>	1200x540/750x850	<b>541</b>	31	0,23	86992344 11977
<b>L614K</b>	1400x540/750x850	<b>577</b>	35	0,26	11984
<b>L616K</b>	1600x540/750x850	<b>626</b>	39	0,31	11991

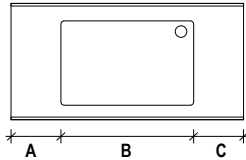


### 🇹🇷 GİRİŞ TEZGAHI

Eviyeli • Batarya sırt parçalı  
Paslanmaz çelikten imal edilmiştir.  
Ayarlanabilir ayaklıdır.

### 🇬🇧 LOADING TABLE

With sink • Splashback for shower unit  
Made of stainless steel.  
Adjustable feet.



**DEMONTÉ  
DISASSEMBLE**



For DW1040TP type dishwasher  
DW1040TP model bulaşık makinesi için.

Model	Dimension mm	EUR	Gross Kg	Gross m <sup>3</sup>	Ean No 86992344	Bowl Dim. (mm)	A	B	C
<b>LS612</b>	1200x540/750x850	<b>701</b>	33	0,30	10253	500x400x250	350	500	350
<b>LS614</b>	1400x540/750x850	<b>732</b>	37	0,35	10260	500x400x250	450	500	450
<b>LS616</b>	1600x540/750x850	<b>763</b>	41	0,40	10277	500x400x250	550	500	550

### 🇬🇧 LOADING TABLE

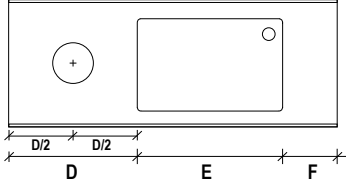
With sink  
Splashback for shower unit  
Made of stainless steel.  
Adjustable feet.

### 🇹🇷 GİRİŞ TEZGAHI

Eviyeli  
Batarya sırt parçalı  
Paslanmaz çelikten imal edilmiştir.  
Ayarlanabilir ayaklıdır.

For rack conveyor dishwasher.  
Konveyörlü bulaşık makineleri için.

Model	Dimension mm	EUR	Gross Kg	Gross m <sup>3</sup>	Ean No 86992344	Bowl Dim. (mm)	A	B	C
<b>LS612K</b>	1200x540/750x850	<b>758</b>	22	0,20	69701	500x400x250	350	500	350
<b>LS614K</b>	1400x540/750x850	<b>823</b>	25	0,23	10390	500x400x250	450	500	450
<b>LS616K</b>	1600x540/750x850	<b>885</b>	28	0,27	39896	500x400x250	550	500	550



**DEMONTÉ  
DISASSEMBLE**



**TR GİRİŞ TEZGAHI**

Eviyeli • Sıyırma  
Batarya sırt parçalı  
Paslanmaz çelikten imal edilmiştir.  
Ayarlanabilir ayaklıdır.

**UK LOADING TABLE**

With sink • Scrapping hole  
Splashback for shower unit  
Made of stainless steel.  
Adjustable feet.

For DW1040TP type dishwasher  
DW1040TP model bulaşık makinesi için.

Model	Dimension mm	EUR	Gross Kg	Gross m <sup>3</sup>	Ean No 86992344	Bowl Dim. (mm)	D	E	F
LSS612	1200x540/750x850	799	35	0,30	10284	500x400x250	550	500	145
LSS614	1400x540/750x850	864	39	0,35	10291	500x400x250	550	500	350
LSS616	1600x540/750x850	926	43	0,40	10307	500x400x250	750	500	350

**UK LOADING TABLE**

With sink • Scrapping hole  
Splashback for shower unit  
Made of stainless steel.  
Adjustable feet.

**TR GİRİŞ TEZGAHI**

Eviyeli • Sıyırma  
Batarya sırt parçalı  
Paslanmaz çelikten imal edilmiştir.  
Ayarlanabilir ayaklıdır.

For rack conveyor dishwasher.  
Konveyörlü bulaşık makineleri için.

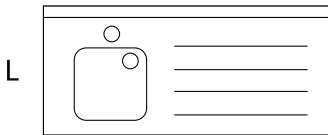
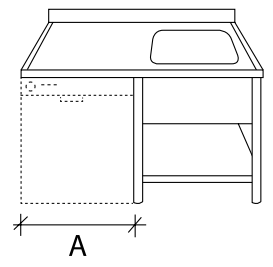
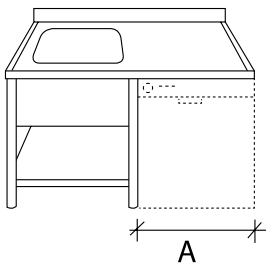
Model	Dimension mm	EUR	Gross Kg	Gross m <sup>3</sup>	Ean No 86992344	Bowl Dim. (mm)	D	E	F
LSS612K	1200x540/750x850	742	25	0,20	69718	500x400x250	550	500	145
LSS614K	1400x540/750x850	773	28	0,23	69725	500x400x250	550	500	350
LSS616K	1600x540/750x850	804	31	0,23	69732	500x400x250	750	500	350

**ELECTRONIC SPEED KONTROL  
ELEKTRONİK HIZ KONTROL**

MODEL	EUR	Ean No 86992344
for / için DW2000KL - DW2000KR DW3000KL - DW3000KR	567	13001

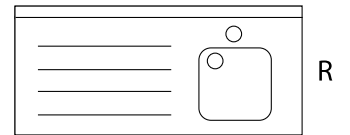
**VAPOUR FAN  
BUHAR FANI**

MODEL	EUR	Ean No 86992344
for / için DW2000KL - DW2000KR DW3000KL - DW3000KR	871	13018



A Dimension mm
610

Dim. (mm)
500x400x250



**UK SINK WITH 1 BOWLS**  
with bottom shelf and rear upstand  
Made of stainless steel.  
Adjustable feet.

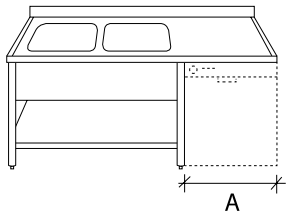
**TR 1 EVİYELİ TEZGAH**  
Alt raflı • Arkası Sırtlı  
Paslanmaz çelikten imal edilmiştir.  
Ayarlanabilir ayaklıdır.

**DEMONTE  
DISASSEMBLE**



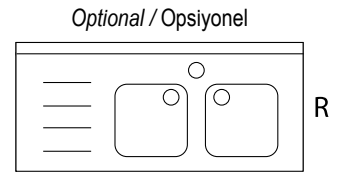
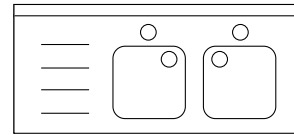
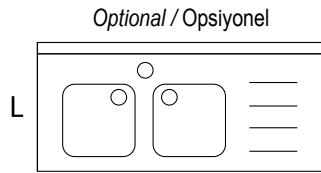
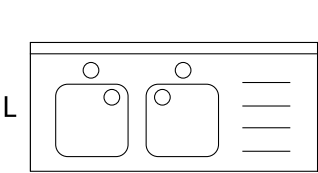
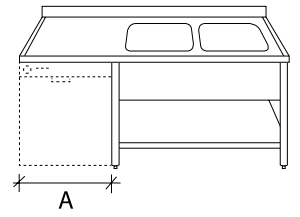
LEFT / SOL					
600 mm					
Model	Dimension mm	EUR	Gross Kg	Gross m <sup>3</sup>	Ean No 86992344
SR612DL	1200x600x850	540	25	0,26	24199
SR614DL	1400x600x850	571	32	0,30	24205
700 mm					
SR712DL	1200x700x850	555	27	0,30	24250
SR714DL	1400x700x850	588	34	0,35	24267

RIGHT / SAĞ					
600 mm					
Model	Dimension mm	EUR	Gross Kg	Gross m <sup>3</sup>	Ean No 86992344
SR612DR	1200x600x850	540	25	0,26	24373
SR614DR	1400x600x850	571	32	0,30	24380
700 mm					
SR712DR	1200x700x850	555	27	0,30	24434
SR714DR	1400x700x850	588	34	0,35	24441



A Dimension mm
610

Dim. (mm)
500x400x250



**UK SINK WITH 2 BOWLS**  
With bottom shelf and rear upstand  
Made of stainless steel.  
Adjustable feet.

**TR 2 EVİYELİ TEZGAH**  
Alt raflı • Arkası Sırtlı  
Paslanmaz çelikten imal edilmiştir.  
Ayarlanabilir ayaklıdır.



LEFT / SOL					
600 mm					
Model	Dimension mm	EUR	Gross Kg	Gross m <sup>3</sup>	Ean No 86992344
STB618DL	1800x600x850	800	37	0,39	25981
STB619DL	1900x600x850	831	38	0,41	25998
700 mm					
STB718DL	1800x700x850	832	40	0,45	26056
STB719DL	1900x700x850	859	41	0,47	26063

RIGHT / SAĞ					
600 mm					
Model	Dimension mm	EUR	Gross Kg	Gross m <sup>3</sup>	Ean No 86992344
STB618DR	1800x600x850	800	37	0,39	26131
STB619DR	1900x600x850	831	38	0,41	26148
700 mm					
STB718DR	1800x700x850	832	40	0,45	26209
STB719DR	1900x700x850	859	41	0,47	26216



### 🇹🇷 GİRİŞ KONVEYÖRÜ

Paslanmaz çelikten imal edilmiştir.  
Ayarlanabilir ayaklıdır.

### 🇬🇧 LOADING CONVEYOR

Made of stainless steel.  
Adjustable feet.

**DEMONTE  
DISASSEMBLE**



Model	Dimension mm	EUR	Gross Kg	Gross m <sup>3</sup>	Ean No
<b>KMG120</b>	1200x565/650x850	<b>670</b>	33	0,67	10420
<b>KMG140</b>	1400x565/650x850	<b>753</b>	37	0,71	10437
<b>KMG160</b>	1600x565/650x850	<b>856</b>	42	0,82	10444

### 🇬🇧 UNLOADING CONVEYOR

With switch  
Made of stainless steel.  
Adjustable feet.

### 🇹🇷 ÇIKIŞ KONVEYÖRÜ

Şivili  
Paslanmaz çelikten imal edilmiştir.  
Ayarlanabilir ayaklıdır.

Model	Dimension mm	EUR	Gross Kg	Gross m <sup>3</sup>	Ean No
<b>KMC120</b>	1200x565/650x850	<b>753</b>	33	0,67	10468
<b>KMC140</b>	1400x565/650x850	<b>835</b>	37	0,71	10475
<b>KMC160</b>	1600x565/650x850	<b>938</b>	42	0,82	10482

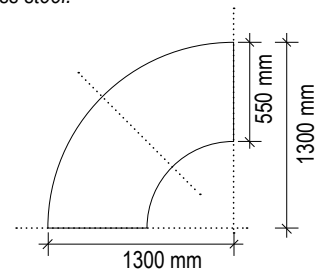


### 🇹🇷 KÖŞE KONVEYÖR

Paslanmaz çelikten imal edilmiştir.  
Ayarlanabilir ayaklıdır.

### 🇬🇧 CURVED CONVEYOR

Made of stainless steel.  
Adjustable feet.



**DEMONTE  
DISASSEMBLE**



Model	Dimension mm	EUR	Gross Kg	Gross m <sup>3</sup>	Ean No
<b>KMK100</b>	1300x1300x850	<b>1.026</b>	32	1,03	10499



VT01 240 EUR

**PRE-RINSE UNIT FOR DISWASHER**

**BULAŞIK YIKAMA MAKİNASI  
ÖN YIKAMA-DURULAMA ÜNİTESİ**

Tezgahtan çıkışlı çift su girişli duş setidir.  
*Pre-rinse faucet - counter sink outlet.*

EAN 8699234446535



VT02 280 EUR

**PRE-RINSE UNIT FOR DISWASHER**

**BULAŞIK YIKAMA MAKİNASI  
ÖN YIKAMA-DURULAMA ÜNİTESİ**

Tezgahtan çıkışlı, çift su girişli, ara musluklu duş setidir.  
*Pre-rinse faucet - counter sink outlet with interwal valve.*

EAN 8699234446542



VT03 260 EUR

**PRE-RINSE UNIT FOR DISWASHER**

**BULAŞIK YIKAMA MAKİNASI  
ÖN YIKAMA-DURULAMA ÜNİTESİ**

Duvardan çıkışlı, çift su girişli duş setidir.  
*Pre-rinse faucet - wall mounted outlet.*

EAN 8699234446559



VT04 290 EUR

**PRE-RINSE UNIT FOR DISWASHER**

**BULAŞIK YIKAMA MAKİNASI  
ÖN YIKAMA-DURULAMA ÜNİTESİ**

Duvardan çıkışlı, çift su girişli, ara musluklu duş setidir.  
*Pre-rinse faucet - wall mounted with interwal valve.*

EAN 8699234446566







SHH100 900 EUR

**OPEN HOSE REEL**

**YER YIKAMA ÜNİTESİ**

EAN 8699234446634



**RINSEAID DISPENSER / PARLATICI DİSPENSERİ**

Model	Açıklama	Ean No
<b>PR1</b>	for / için DW1040	8699234451119
<b>PR4</b>	for / için DW2000K, DW2000 for / için DW3000K, DW2000	8699234451126



**DETERGENT DISPENSER / DETERJAN DİSPENSERİ**

Model	Dimension mm	Ean No
<b>PR4</b>	for / için DW1040, DW500	8699234451126
<b>PR7</b>	for / için DW2000K for / için DW3000K	8699234451133



**BUILT - IN BOOSTER PUMP FOR RINSE WATER  
DURULAMA SUYU BASINÇ POMPASI**

MODEL	Ean No
for / için DW1040, DW500	8699234451140



**DRAIN PUMP  
DRENAJ POMPASI**

MODEL	Ean No
for / için DW500, DW1040	8699234451164



**RINSEAID DISPENSER  
PARLATICI DİSPENSERİ**

MODEL	Ean No
for / için DW500	8699234451102

**OPEN RACK / BASKET BARDAK**

Dimension mm	Ean No
350x350x150	8699234453083
400x400x150	8699234453083

**PLATE RACK / BASKET TABAK**

Dimension mm	Ean No
500x500x100	8699234450532

**FLATWARE RACK / BASKET ÇATAL KAŞIK**

Dimension mm	Ean No
500x500x100	8699234450549

**OPEN RACK / BASKET TEMEL**

Dimension mm	Ean No
500x500x100	8699234450556

**TRAY RACK / BASKET TEPŞİ**

Dimension mm	Ean No
500x500x100	8699234450563

**CUPS RACK / BASKET KAP**

Dimension mm	Ean No
500x500x100	8699234450570



**16 COMPARTMENS CUP RACK  
BASKET 16 BÖLMELİ**

Dimension mm	Ean No
500x500x100	8699234450587



**49 COMPARTMENS CUP RACK WITH EXTENDER  
BASKET 49 BÖLMELİ YÜKSELTİCİLİ**

Dimension mm	Ean No
500x500x140	8699234450617



**36 COMPARTMENS CUP RACK WITH EXTENDER  
BASKET 36 BÖLMELİ YÜKSELTİCİLİ**

Dimension mm	Ean No
500x500x140	8699234450600



**25 COMPARTMENS CUP RACK WITH EXTENDER  
BASKET 25 BÖLMELİ YÜKSELTİCİLİ**

Dimension mm	Ean No
500x500x140	8699234450594



### 🇬🇧 SORTING TABLE

*With scrapping hole and rack shelf*

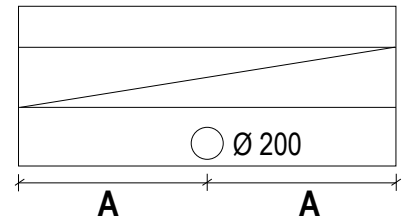
*Made of stainless steel.  
Adjustable feet.*

### 🇹🇷 BULAŞIK TOPLAMA

Sıyırnalı Kasa Rafı


Paslanmaz çelikten imal edilmiştir.  
Ayarlanabilir ayaklıdır.

800 mm					
Model	Dimension mm	EUR	Gross Kg	Gross m <sup>3</sup>	Ean No
<b>SS814</b>	1400x800x850/1300	<b>850</b>	40	1,46	27480
<b>SS816</b>	1600x800x850/1300	<b>924</b>	45	1,66	27497
<b>SS819</b>	1900x800x850/1300	<b>1.030</b>	50	1,98	27503





# GASTRO BUFFET



# SALADBAR

Elegant design for  
the display and distribution of food.

**Mahogany / Maun**



**Walnut / Ceviz**



Açık büfe konforunu sade ve fonksiyonel  
sunmak isteyenler için tasarlanmıştır.

Sıcak ve soğuk lezzetler,  
hijyenik sunum





Model	Dimension (mm)	Lt	Gross Kg	Gross m <sup>3</sup>	Total Power W	Energy	EUR
<b>SBM3M</b> ●	1185x900x870/1320		167	1,59	342	⚡ 220/240 V, 50/60 Hz	<b>2.130</b>
<b>SBM3C</b> ●	1190x900x870/1320		167	1,59	342	⚡ 220/240 V, 50/60 Hz	<b>2.130</b>



#### 🇬🇧 COLD GASTRO BUFFET

**With bowl GN 3/1, without container**  
**+2/+10 °C • Static cooling**  
 • **Dijital Termometre**  
 Stainless steel tank, granite worktop and wooden panel  
 Sneeze screen has lighting under.  
 Refrigerant R134A  
 With 4 swivel castors. Two of them can be locked.  
 SBM3M (Mahogany) EAN 8699234413346  
 SBM3C (Walnut) EAN 8699234413315

#### 🇹🇷 SOĞUK BÜFE

**GN 3/1 hazneli, küvetsiz**  
**+2/+10 °C • Statik Soğutma**  
 • **Dijital Termometre**  
 Ahşap panel, granit banko, paslanmaz çelik havuz  
 Öksürük perdesinin altında aydınlatma.  
 Soğutucu gaz: R134A  
 4 adet tekerlekli, ikisi kilitlenebilir.  
 SBM3M (Maun) EAN 8699234413346  
 SBM3C (Ceviz) EAN 8699234413315

One piece moulded bowl / Tek parça pres hazne



Bowl / Hazne

Model	Dimension (mm)	Lt	Gross Kg	Gross m <sup>3</sup>	Total Power W	Energy	EUR
<b>SBM4M</b> ●	1505x900x870/1320		189	2,03	346	⚡ 220/240 V, 50/60 Hz	<b>2.260</b>
<b>SBM4C</b> ●	1505x900x870/1320		189	2,03	346	⚡ 220/240 V, 50/60 Hz	<b>2.260</b>



#### 🇬🇧 COLD GASTRO BUFFET

**With bowl GN 4/1, without container**  
**+2/+10 °C • Static cooling**  
 • **Dijital Termometre**  
 Stainless steel tank, granite worktop and wooden panel  
 Sneeze screen has lighting under.  
 Refrigerant R134A  
 With 4 swivel castors. Two of them can be locked.  
 SBM4M (Mahogany) EAN 8699234413353  
 SBM4C (Walnut) EAN 8699234413322

#### 🇹🇷 SOĞUK BÜFE

**GN 4/1 hazneli, küvetsiz**  
**+2/+10 °C • Statik Soğutma**  
 • **Dijital Termometre**  
 Ahşap panel, granit banko, paslanmaz çelik havuz  
 Öksürük perdesinin altında aydınlatma.  
 Soğutucu gaz: R134A  
 4 adet tekerlekli, ikisi kilitlenebilir.  
 SBM4M (Maun) EAN 8699234413353  
 SBM4C (Ceviz) EAN 8699234413322

One piece moulded bowl / Tek parça pres hazne



Bowl / Hazne

Model	Dimension (mm)	Lt	Gross Kg	Gross m <sup>3</sup>	Total Power W	Energy	EUR
<b>SBM6M</b> ●	2150x900x870/1320		259	2,97	352	⚡ 220/240 V, 50/60 Hz	<b>3.300</b>
<b>SBM6C</b> ●	2150x900x870/1320		259	2,97	352	⚡ 220/240 V, 50/60 Hz	<b>3.300</b>



#### 🇬🇧 COLD GASTRO BUFFET

**With bowl GN 6/1, without container**  
**+2/+10 °C • Static cooling**  
 • **Dijital Termometre**  
 Stainless steel tank, granite worktop and wooden panel  
 Sneeze screen has lighting under.  
 Refrigerant R134A  
 With 4 swivel castors. Two of them can be locked.  
 SBM6M (Mahogany) EAN 8699234413360  
 SBM6C (Walnut) EAN 8699234413339

#### 🇹🇷 SOĞUK BÜFE

**GN 6/1 hazneli, küvetsiz**  
**+2/+10 °C • Statik Soğutma**  
 • **Dijital Termometre**  
 Ahşap panel, granit banko, paslanmaz çelik havuz  
 Öksürük perdesinin altında aydınlatma.  
 Soğutucu gaz: R134A  
 4 adet tekerlekli, ikisi kilitlenebilir.  
 SBM6M (Maun) EAN 8699234413360  
 SBM6C (Ceviz) EAN 8699234413339

One piece moulded bowl / Tek parça pres hazne



Bowl / Hazne

Model	Dimension (mm)	Lt	Gross Kg	Gross m <sup>3</sup>	Total Power W	Energy	EUR
<b>SBMP4M</b> ●	1505x900x870/1320		189	2,03	366	⚡ 220/240 V, 50/60 Hz	<b>2.260</b>
<b>SBMP4C</b> ●	1505x900x870/1320		189	2,03	366	⚡ 220/240 V, 50/60 Hz	<b>2.260</b>



 **COLD GASTRO BUFFET**

**Refrigerated Cold Plate**  
**+2/+10 °C • Static cooling**  
**• Digital Thermometer**  
 Stainless steel plate, granite worktop and wooden panel  
 Sneeze screen has lighting under.  
 Refrigerant R134A  
 With 4 swivel castors. Two of them can be locked.  
 SBMP4M (Mahogany) EAN 8699234445897  
 SBMP4C (Walnut) EAN 8699234445903

 **SOĞUK BÜFE**

**Soğutmalı Düz Yüzey**  
**+2/+10 °C • Statik Soğutma**  
**• Dijital Termometre**  
 Ahşap panel, granit banko, paslanmaz çelik pleyt  
 Öksürük perdesinin altında aydınlatma.  
 Soğutucu gaz: R134A  
 4 adet tekerlekli, ikisi kilitlenebilir.  
 SBMP4M (Maun) EAN 8699234445897  
 SBMP4C (Ceviz) EAN 8699234445903

Model	Dimension (mm)	Lt	Gross Kg	Gross m <sup>3</sup>	Total Power W	Energy	EUR
<b>SBMP6M</b> ●	2150x900x870/1320		259	2,97	352	⚡ 220/240 V, 50/60 Hz	<b>3.300</b>
<b>SBMP6C</b> ●	2150x900x870/1320		259	2,97	352	⚡ 220/240 V, 50/60 Hz	<b>3.300</b>



 **COLD GASTRO BUFFET**

**Refrigerated Cold Plate**  
**+2/+10 °C • Static cooling**  
**• Digital Thermometer**  
 Stainless steel plate, granite worktop and wooden panel  
 Sneeze screen has lighting under.  
 Refrigerant R134A  
 With 4 swivel castors. Two of them can be locked.  
 SBMP6M (Mahogany) EAN 8699234445910  
 SBMP6C (Walnut) EAN 8699234445927

 **SOĞUK BÜFE**

**Soğutmalı Düz Yüzey**  
**+2/+10 °C • Statik Soğutma**  
**• Dijital Termometre**  
 Ahşap panel, granit banko, paslanmaz çelik pleyt  
 Öksürük perdesinin altında aydınlatma.  
 Soğutucu gaz: R134A  
 4 adet tekerlekli, ikisi kilitlenebilir.  
 SBMP6M (Maun) EAN 8699234445910  
 SBMP6C (Ceviz) EAN 8699234445927

Model	Dimension (mm)	Lt	Gross Kg	Gross m <sup>3</sup>	Total Power W	Energy	EUR
<b>SHBM3M</b> ●	1185x900x870/1320		143	1,60	2010	⚡ 220/240 V, 50/60 Hz	<b>1.650</b>
<b>SHBM3C</b> ●	1190x900x870/1320		143	1,60	2010	⚡ 220/240 V, 50/60 Hz	<b>1.650</b>



#### 🇬🇧 HOT GASTRO BUFFET

**With bowl GN 3/1, without container  
+30/+90°C • Digital Thermometer**  
Stainless steel tank, granite worktop and wooden panel  
Sneeze screen has lighting under.  
With 4 swivel castors. Two of them can be locked.  
SHBM3M (Mahogany) EAN 8699234413506  
SHBM3C (Walnut) EAN 8699234413476

#### 🇹🇷 SICAK BÜFE

**GN 3/1 hazneli, küvetsiz  
+30/+90°C • Dijital Termometre**  
Ahşap panel, granit banko, paslanmaz çelik havuz  
Öksürük perdesinin altında aydınlatma.  
4 adet tekerlekli, ikisi kilitlenebilir.  
SHBM3M (Maun) EAN 8699234413506  
SHBM3C (Ceviz) EAN 8699234413476

One piece moulded bowl / Tek parça pres hazne



Bowl / Hazne



Silicon Heating Element / Silikon Isıtıcı Levha

Model	Dimension (mm)	Lt	Gross Kg	Gross m <sup>3</sup>	Total Power W	Energy	EUR
<b>SHBM4M</b> ●	1505x900x870/1320		172	2,03	3014	⚡ 220/240 V, 50/60 Hz	<b>1.890</b>
<b>SHBM4C</b> ●	1505x900x870/1320		172	2,03	3014	⚡ 220/240 V, 50/60 Hz	<b>1.890</b>



#### 🇬🇧 HOT GASTRO BUFFET

**With bowl GN 4/1, without container  
+30/+90°C • Digital Thermometer**  
Stainless steel tank, granite worktop and wooden panel.  
Sneeze screen has lighting under.  
With 4 swivel castors. Two of them can be locked.  
SHBM4M (Mahogany) EAN 8699234413513  
SHBM4C (Walnut) EAN 8699234413483

#### 🇹🇷 SICAK BÜFE

**GN 4/1 hazneli, küvetsiz  
+30/+90°C • Dijital Termometre**  
Ahşap panel, granit banko, paslanmaz çelik havuz.  
Öksürük perdesinin altında aydınlatma.  
4 adet tekerlekli, ikisi kilitlenebilir.  
SHBM4M (Maun) EAN 8699234413513  
SHBM4C (Ceviz) EAN 8699234413483

One piece moulded bowl / Tek parça pres hazne



Bowl / Hazne



Silicon Heating Element / Silikon Isıtıcı Levha

Model	Dimension (mm)	Lt	Gross Kg	Gross m <sup>3</sup>	Total Power W	Energy	EUR
<b>SHBM6M</b> ●	2150x900x870/1320		246	2,97	4020	⚡ 220/240 V, 50/60 Hz	<b>2.900</b>
<b>SHBM6C</b> ●	2150x900x870/1320		246	2,97	4020	⚡ 220/240 V, 50/60 Hz	<b>2.900</b>



#### 🇬🇧 HOT GASTRO BUFFET

**With bowl GN 6/1, without container  
+30/+90°C • Digital Thermometer**  
Stainless steel tank, granite worktop and wooden panel.  
Sneeze screen has lighting under.  
With 4 swivel castors. Two of them can be locked.  
SHBM6M (Mahogany) EAN 8699234413520  
SHBM6C (Walnut) EAN 8699234413490

#### 🇹🇷 SICAK BÜFE

**GN 6/1 hazneli, küvetsiz  
+30/+90°C • Dijital Termometre**  
Ahşap panel, granit banko, paslanmaz çelik havuz.  
Öksürük perdesinin altında aydınlatma.  
4 adet tekerlekli, ikisi kilitlenebilir.  
SHBM6M (Maun) EAN 8699234413520  
SHBM6C (Ceviz) EAN 8699234413490

One piece moulded bowl / Tek parça pres hazne



Bowl / Hazne



Silicon Heating Element / Silikon Isıtıcı Levha

Model	Dimension (mm)	Lt	Gross Kg	Gross m <sup>3</sup>	Total Power W	Energy	EUR
<b>SNM4M</b> ●	1505x900x870/1320		240	2,02	14	⚡ 220/240 V, 50/60 Hz	<b>1.540</b>
<b>SNM4C</b> ●	1505x900x870/1320		240	2,02	14	⚡ 220/240 V, 50/60 Hz	<b>1.540</b>



🇬🇧 **NEUTRAL GASTRO BUFFET**

**Without container • Digital Thermometer**  
 Stainless steel worktop and wooden panel  
 Sneeze screen has lighting under.  
 With 4 swivel castors,  
 Two of them can be locked.  
 SNM4M (Mahogany) EAN 8699234413674  
 SNM4C (Walnut) EAN 8699234413650

🇹🇷 **NÖTR BÜFE**

**Küvetsiz • Dijital Termometre**  
 Ahşap panel ve paslanmaz çelik banko.  
 Öksürük perdesinin altında aydınlatma.  
 4 adet tekerleklidir,  
 ikisi kilitlebilir.  
 SNM4M (Maun) EAN 8699234413674  
 SNM4C (Ceviz) EAN 8699234413650

Model	Dimension (mm)	Lt	Gross Kg	Gross m <sup>3</sup>	Total Power W	Energy	EUR
<b>SMHPLTM</b> ●	770x900x870		100	0,90	1x750	⚡ 220/240 V, 50/60 Hz	<b>1.500</b>
<b>SMHPLTC</b> ●	770x900x870		100	0,90	1x750	⚡ 220/240 V, 50/60 Hz	<b>1.500</b>



🇬🇧 **MOBILE PLATE DISPENSER**

**Electric • Heated • (Ø 240/320 mm)**  
 Stainless steel panel, granite worktop and  
 wooden panel  
 Designed for carrying dishes.  
 With 4 swivel castors,  
 Two of them can be locked.  
 (50 dish)  
 Mahogany EAN 8699234445934  
 Walnut EAN 8699234445941

🇹🇷 **TABAK OTOMATI**

**Elektrikli • Isıtmalı • (Ø 240/320 mm)**  
 Ahşap panel, granit banko, paslanmaz  
 çelik panel  
 Tabak taşımak için dizayn edilmiştir.  
 4 adet tekerleklidir,  
 ikisi kilitlebilir.  
 (50 tabak)  
 Maun EAN 8699234445934  
 Ceviz EAN 8699234445941

Model	Dimension (mm)	Lt	Gross Kg	Gross m <sup>3</sup>	Total Power W	Energy	EUR
<b>SMHPLM</b> ●	1072x900x870		165	1,23	2x750	⚡ 220/240 V, 50/60 Hz	<b>1.760</b>
<b>SMHPLC</b> ●	1072x900x870		165	1,23	2x750	⚡ 220/240 V, 50/60 Hz	<b>1.760</b>



🇬🇧 **MOBILE PLATE DISPENSER**

**Electric • Heated • (Ø 240/320 mm)**  
 Stainless steel panel, granite worktop and  
 wooden panel  
 Designed for carrying dishes.  
 With 4 swivel castors,  
 Two of them can be locked.  
 (2x50 dish)  
 Mahogany EAN 8699234413841  
 Walnut EAN 8699234413827

🇹🇷 **TABAK OTOMATI**

**Elektrikli • Isıtmalı • (Ø 240/320 mm)**  
 Ahşap panel, granit banko, paslanmaz  
 çelik panel  
 Tabak taşımak için dizayn edilmiştir.  
 4 adet tekerleklidir,  
 ikisi kilitlebilir.  
 (2x50 tabak)  
 Maun EAN 8699234413841  
 Ceviz EAN 8699234413827



Model	Dimension (mm)	Lt	Gross Kg	Gross m <sup>3</sup>	Total Power W	Energy	EUR
<b>DBC4M</b> ●	1510x800x1440		178	1,92	570	⚡ 220/240 V, 50/60 Hz	<b>2.970</b>
<b>DBC4C</b> ●	1510x800x1440		178	1,92	570	⚡ 220/240 V, 50/60 Hz	<b>2.970</b>

#### COLD BUFFET

**Electric • 4xGN 1/1**  
**Without container • +2/+10 °C**  
Static cooling  
Granite worktop  
Decorative wooden side panels  
Polyurethane insulation  
Stainless steel tank  
With led lighting  
Refrigerant: R134A

#### SOĞUK BÜFE

**Elektrikli • 4xGN 1/1**  
**Küvetsiz • +2/+10 °C**  
Statik Soğutma  
Granit üst tabla  
Yan panelleri dekoratif ahşap  
Poliüretan izolasyon  
Paslanmaz çelik havuz  
Led aydınlatmalı  
Soğutucu gaz: R134A





COLD / SOĞUK

**Wenge / Venge**




HOT / SICAK



**Black / Siyah**



Model	Dimension (mm)	Lt	Gross Kg	Gross m <sup>3</sup>	Total Power W	Energy	EUR
<b>MBC811B</b>	1250x800x1355		175	1,19	342	 220/240 V, 50/60 Hz	<b>2.560</b>



 Wenge  
Wenge

 Black  
Siyah

 **COLD GASTRO BUFFET**


**With bowl GN 3/1, Without container  
+2/+8 °C**

Granite worktop and wooden panel.  
Basin made of stainless steel,  
Thermostatically controlled,  
Hermetically sealed air cooled condensing unit,  
Static cooling with copper evaporator,  
Polyurethane insulation,  
Containers are not included.  
With 4 swivel castors,  
Two of them can be locked.  
Refrigerant: R134A  
With lighting.  
EAN 8699234451669

 **SOĞUK BÜFE**

**GN 3/1 Hazneli, Küvetsiz  
+2/+8 °C**

Ahşap panel, granit banko.  
Paslanmaz çelik ankastre soğutmalı havuz,  
Termostatik kontrollü,  
Hermetik hava soğutmalı kondenser,  
Bakır evaporatörlü statik soğutma,  
Poliüretan izolasyonlu,  
Konteynerler hariçtir.  
4 adet tekerlekli, iki kilitlenebilir.  
Soğutucu gaz: R134A  
Aydınlatmalıdır.  
EAN 8699234451669

Model	Dimension (mm)	Lt	Gross Kg	Gross m <sup>3</sup>	Total Power W	Energy	EUR
<b>MBC814B</b>	1570x800x1355		200	1,48	346	 220/240 V, 50/60 Hz	<b>2.970</b>



 Wenge  
Wenge

 Black  
Siyah

 **COLD GASTRO BUFFET**


**With bowl GN 4/1, Without container  
+2/+8 °C**

Granite worktop and wooden panel.  
Basin made of stainless steel,  
Thermostatically controlled,  
Hermetically sealed air cooled condensing unit,  
Static cooling with copper evaporator,  
Polyurethane insulation,  
Containers are not included.  
With 4 swivel castors,  
Two of them can be locked.  
Refrigerant: R134A  
With lighting.  
EAN 8699234451676

 **SOĞUK BÜFE**

**GN 4/1 Hazneli, Küvetsiz  
+2/+8 °C**

Ahşap panel, granit banko.  
Paslanmaz çelik ankastre soğutmalı havuz,  
Termostatik kontrollü,  
Hermetik hava soğutmalı kondenser,  
Bakır evaporatörlü statik soğutma,  
Poliüretan izolasyonlu,  
Konteynerler hariçtir.  
4 adet tekerlekli, iki kilitlenebilir.  
Soğutucu gaz: R134A  
Aydınlatmalıdır.  
EAN 8699234451676

Model	Dimension (mm)	Lt	Gross Kg	Gross m <sup>3</sup>	Total Power W	Energy	EUR
<b>MBC818B</b>	1890x800x1355		252	1,80	346	 220/240 V, 50/60 Hz	<b>3.370</b>



 Wenge  
Wenge

 Black  
Siyah

 **COLD GASTRO BUFFET**

**With bowl GN 5/1, Without container  
+2/+8 °C**

Granite worktop and wooden panel.  
Basin made of stainless steel,  
Thermostatically controlled,  
Hermetically sealed air cooled condensing unit,  
Static cooling with copper evaporator,  
Polyurethane insulation,  
Containers are not included.  
With 4 swivel castors,  
Two of them can be locked.  
Refrigerant: R134A  
With lighting.  
EAN 8699234451683

 **SOĞUK BÜFE**

**GN 5/1 Hazneli, Küvetsiz  
+2/+8 °C**

Ahşap panel, granit banko.  
Paslanmaz çelik ankastre soğutmalı havuz,  
Termostatik kontrollü,  
Hermetik hava soğutmalı kondenser,  
Bakır evaporatörlü statik soğutma,  
Poliüretan izolasyonlu,  
Konteynerler hariçtir.  
4 adet tekerlekli, iki kilitlenebilir.  
Soğutucu gaz: R134A  
Aydınlatmalıdır.  
EAN 8699234451683



Model	Dimension (mm)	Lt	Gross Kg	Gross m <sup>3</sup>	Total Power W	Energy	EUR
<b>MBH811B</b>	1250x800x1355		145	1,19	2010	 220/240 V, 50/60 Hz	<b>2.220</b>



#### HOT GASTRO BUFFET

**With bowl GN 3/1, Without container +30/+90 °C**  
Stainless steel tank, granite worktop and wooden panel.  
With 4 swivel castors, two of them can be locked.  
With lighting.  
EAN 8699234451706

#### SICAK BÜFE

**GN 3/1 Hazneli, Kuvetsiz +30/+90 °C**  
Ahşap panel, granit banko, paslanmaz çelik havuz.  
4 adet tekerlekli, ikisi kilitlenebilir.  
Aydınlatmalıdır.  
EAN 8699234451706



Wenge  
Venge



Black  
Siyah

Model	Dimension (mm)	Lt	Gross Kg	Gross m <sup>3</sup>	Total Power W	Energy	EUR
<b>MBH814B</b>	1570x800x1355		172	1,48	3014	 220/240 V, 50/60 Hz	<b>2.700</b>



#### HOT GASTRO BUFFET

**With bowl GN 4/1, Without container +30/+90 °C**  
Stainless steel tank, granite worktop and wooden panel.  
With 4 swivel castors, two of them can be locked.  
With lighting.  
EAN 8699234451713

#### SICAK BÜFE

**GN 4/1 Hazneli, Kuvetsiz +30/+90 °C**  
Ahşap panel, granit banko, paslanmaz çelik havuz.  
4 adet tekerlekli, ikisi kilitlenebilir.  
Aydınlatmalıdır.  
EAN 8699234451713



Wenge  
Venge



Black  
Siyah

Model	Dimension (mm)	Lt	Gross Kg	Gross m <sup>3</sup>	Total Power W	Energy	EUR
<b>MBH818B</b>	1890x800x1355		220	1,80	4014	 220/240 V, 50/60 Hz	<b>3.040</b>



#### HOT GASTRO BUFFET

**With bowl GN 5/1, Without container +30/+90 °C**  
Stainless steel tank, granite worktop and wooden panel.  
With 4 swivel castors, two of them can be locked.  
With lighting.  
EAN 8699234451720

#### SICAK BÜFE

**GN 5/1 Hazneli, Kuvetsiz +30/+90 °C**  
Ahşap panel, granit banko, paslanmaz çelik havuz.  
4 adet tekerlekli, ikisi kilitlenebilir.  
Aydınlatmalıdır.  
EAN 8699234451720



Wenge  
Venge



Black  
Siyah

Model	Dimension (mm)	Lt	Gross Kg	Gross m <sup>3</sup>	Total Power W	Energy	EUR
<b>MBN811B</b>	1250x800x1355		140	1,19	10	⚡ 220/240 V, 50/60 Hz	<b>1.750</b>
<b>MBN814B</b>	1570x800x1355		160	1,48	14	⚡ 220/240 V, 50/60 Hz	<b>2.000</b>
<b>MBN818B</b>	1890x800x1355		200	1,80	14	⚡ 220/240 V, 50/60 Hz	<b>2.200</b>



#### 🇬🇧 NEUTRAL BUFFET

##### **Without container**

Granite worktop and wooden panel.

With 4 swivel castor,

Two of them can be locked.

With lighting.

MBN811B EAN 8699234451744

MBN814B EAN 8699234451751

MBN818B EAN 8699234451768

#### 🇹🇷 NÖTR BÜFE

##### **Küvetsiz**

Ahşap panel, granit banko.

4 adet tekerleklidir,

ikisi kilitlenebilir.

Aydınlatmalıdır.

MBN811B EAN 8699234451744

MBN814B EAN 8699234451751

MBN818B EAN 8699234451768

Model	Dimension (mm)	Lt	Gross Kg	Gross m <sup>3</sup>	Total Power W	Energy	EUR
<b>MBN806B</b>	600x800x900		90	1,00			<b>1.000</b>
<b>MBN810B</b>	1000x800x900		114	1,19			<b>1.250</b>



#### 🇬🇧 NEUTRAL GASTRO BUFFET

##### **Without container**

Granite worktop and wooden panel.

With 4 swivel castors,

Two of them can be locked.

MBN806 EAN 8699234451775

MBN810 EAN 8699234451782

#### 🇹🇷 NÖTR BÜFE

##### **Küvetsiz**

Ahşap panel, granit banko.

4 adet tekerleklidir,

ikisi kilitlenebilir.

MBN806 EAN 8699234451775

MBN810 EAN 8699234451782

Model	Dimension (mm)	Lt	Gross Kg	Gross m <sup>3</sup>	Total Power W	Energy	EUR
<b>MTD810B</b>	1000x800x900		90	1,00	2x750	 220/240 V, 50/60 Hz	<b>2.150</b>



#### MOBILE PLATE DISPENSER

**Electric • Heated • (Ø 240/320 mm)**  
 Stainless steel panel, granite worktop and wooden panel  
 Designed for carrying dishes.  
 With 4 swivel castors.  
 Two of them can be locked.  
 (2x50 dish)  
 EAN 8699234451805

#### TABAK OTOMATI

**Elektrikli • Isıtımlı • (Ø 240/320 mm)**  
 Ahşap panel, granit banko, paslanmaz çelik panel  
 Tabak taşımak için dizayn edilmiştir.  
 4 adet tekerlekli dir.  
 ikisi kilitlenebilir.  
 (2x50 tabak)  
 EAN 8699234451805



Wenge  
Venge



Black  
Siyah

Model	Dimension (mm)	Lt	Gross Kg	Gross m <sup>3</sup>	Total Power W	Energy	EUR
<b>MBTS06</b>	570x260		3,10	0,02			<b>169</b>
<b>MBTS10</b>	970x260		4,00	0,03			<b>190</b>
<b>MBTS11</b>	1220x260		4,00	0,04			<b>210</b>
<b>MBTS14</b>	1540x260		5,20	0,05			<b>255</b>
<b>MBTS18</b>	1860x260		6,00	0,06			<b>265</b>

#### TRAY SLIDER (TILTABLE)


*in tubular stainless steel*

MBTS06 EAN 8699234415487  
 MBTS10 EAN 8699234454578  
 MBTS11 EAN 8699234454585  
 MBTS14 EAN 8699234454592  
 MBTS18 EAN 8699234415531

#### ÖN STAND (KATLANIR)

Paslanmaz boru

MBTS06 EAN 8699234415487  
 MBTS10 EAN 8699234454578  
 MBTS11 EAN 8699234454585  
 MBTS14 EAN 8699234454592  
 MBTS18 EAN 8699234415531





DISPLAY COUNTERS

MOBİLYALI CAMEKANLI SERVİS ÜNİTELERİ



Model	Dimension (mm)	Lt	Gross Kg	Gross m <sup>3</sup>	Total Power W	Energy	EUR
<b>CMS711</b>	1250x800x1355		135	1,11	342	⚡ 220/240 V, 50/60 Hz	<b>2.400</b>



🇬🇧 **REFRIGERATED BOWL UNIT ON OPEN CUPBOARD**

*With glass display and lighting*  
**Bowl capacity: GN 3/1 • Digital Thermometer**  
 Electric operated  
 Without GN containers  
 Operating temperature: +2 / +8 °C  
 Wooden panel.  
 Controlled by thermostat.  
 Refrigeration System: Hermetically sealed air cooled condensing unit. Static cooling with copper evaporator. (Copper pipe with aluminium fins)  
 Refrigerant: R134A  
 No accessories.  
 EAN 8699234451881

🇹🇷 **SOĞUK SERVİS ALTI AÇIK DOLAPLI**

**Camekanlı, aydınlatmalı**  
**Hazne kapasitesi: GN 3/1 • Dijital Termometre**  
 Elektrikli  
 GN küvetler hariçtir  
 Çalışma sıcaklığı: +2 / +8 °C  
 Ahşap panel.  
 Termostatik kontrollüdür.  
 Soğutma sistemi: Hermetik hava soğutmalı kondenser. Bakır evaporatörlü statik soğutma. (Bakır borular alüminyum kanatlı)  
 Soğutucu gaz: R134A  
 Aksesuarsızdır.  
 EAN 8699234451881



Model	Dimension (mm)	Lt	Gross Kg	Gross m <sup>3</sup>	Total Power W	Energy	EUR
<b>CMS714</b>	1570x800x1355		158	1,42	346	⚡ 220/240 V, 50/60 Hz	<b>2.700</b>



🇬🇧 **REFRIGERATED BOWL UNIT ON OPEN CUPBOARD**

*With glass display and lighting*  
**Bowl capacity: GN 4/1 • Digital Thermometer**  
 Electric operated  
 Without GN containers  
 Operating temperature: +2 / +8 °C  
 Wooden panel.  
 Controlled by thermostat.  
 Refrigeration System: Hermetically sealed air cooled condensing unit. Static cooling with copper evaporator. (Copper pipe with aluminium fins)  
 Refrigerant: R134A  
 No accessories.  
 EAN 8699234451898

🇹🇷 **SOĞUK SERVİS ALTI AÇIK DOLAPLI**

**Camekanlı, aydınlatmalı**  
**Hazne kapasitesi: GN 4/1 • Dijital Termometre**  
 Elektrikli  
 GN küvetler hariçtir  
 Çalışma sıcaklığı: +2 / +8 °C  
 Ahşap panel.  
 Termostatik kontrollüdür.  
 Soğutma sistemi: Hermetik hava soğutmalı kondenser. Bakır evaporatörlü statik soğutma. (Bakır borular alüminyum kanatlı)  
 Soğutucu gaz: R134A  
 Aksesuarsızdır.  
 EAN 8699234451898



Model	Dimension (mm)	Lt	Gross Kg	Gross m <sup>3</sup>	Total Power W	Energy	EUR
<b>CMS718</b>	1890x800x1355		205	1,70	346	⚡ 220/240 V, 50/60 Hz	<b>3.100</b>



🇬🇧 **REFRIGERATED BOWL UNIT ON OPEN CUPBOARD**

*With glass display and lighting*  
**Bowl capacity: GN 5/1 • Digital Thermometer**  
 Electric operated  
 Without GN containers  
 Operating temperature: +2 / +8 °C  
 Wooden panel.  
 Controlled by thermostat.  
 Refrigeration System: Hermetically sealed air cooled condensing unit. Static cooling with copper evaporator. (Copper pipe with aluminium fins)  
 Refrigerant: R134A  
 No accessories.  
 EAN 8699234451904

🇹🇷 **SOĞUK SERVİS ALTI AÇIK DOLAPLI**

**Camekanlı, aydınlatmalı**  
**Hazne kapasitesi: GN 5/1 • Dijital Termometre**  
 Elektrikli  
 GN küvetler hariçtir  
 Çalışma sıcaklığı: +2 / +8 °C  
 Ahşap panel.  
 Termostatik kontrollüdür.  
 Soğutma sistemi: Hermetik hava soğutmalı kondenser. Bakır evaporatörlü statik soğutma. (Bakır borular alüminyum kanatlı)  
 Soğutucu gaz: R134A  
 Aksesuarsızdır.  
 EAN 8699234451904





Model	Dimension (mm)	Lt	Gross Kg	Gross m <sup>3</sup>	Total Power W	Energy	EUR
<b>CMB711</b>	1250x800x1355		121	0,96	2016	⚡ 220/240 V, 50/60 Hz	<b>2.150</b>



**🇬🇧 BAINMARIE UNIT  
ON OPEN CUPBOARD**

*With glass display and lighting*  
**Bowl capacity: GN 3/1 • Digital Thermometer**  
Electric operated  
Without GN containers  
Operating temperature: +30 / +90 °C  
Wooden panel.  
Controlled by thermostat.  
No accessories.  
Drainage tap  
EAN 8699234451928

**🇹🇷 BENMARİ  
ALTI AÇIK DOLAPLI**

**Camekanlı,aydınlatmalı**  
**Hazne kapasitesi: GN 3/1 • Dijital Termometre**  
Elektrikli  
GN küvetler hariçtir  
Çalışma sıcaklığı: +30 / +90 °C  
Ahşap panel.  
Termostatik kontrollüdür.  
Aksesuarsızdır.  
Boşaltma vanalı  
EAN 8699234451928



Wenge  
Venge

Walnut  
Ceviz

Model	Dimension (mm)	Lt	Gross Kg	Gross m <sup>3</sup>	Total Power W	Energy	EUR
<b>CMB714</b>	1570x800x1355		145	1,20	3024	⚡ 220/240 V, 50/60 Hz	<b>2.500</b>



**🇬🇧 BAINMARIE UNIT  
ON OPEN CUPBOARD**

*With glass display and lighting*  
**Bowl capacity: GN 4/1 • Digital Thermometer**  
Electric operated  
Without GN containers  
Operating temperature: +30 / +90 °C  
Wooden panel.  
Controlled by thermostat.  
No accessories.  
Drainage tap  
EAN 8699234451935

**🇹🇷 BENMARİ  
ALTI AÇIK DOLAPLI**

**Camekanlı,aydınlatmalı**  
**Hazne kapasitesi: GN 4/1 • Dijital Termometre**  
Elektrikli  
GN küvetler hariçtir  
Çalışma sıcaklığı: +30 / +90 °C  
Ahşap panel.  
Termostatik kontrollüdür.  
Aksesuarsızdır.  
Boşaltma vanalı  
EAN 8699234451935



Wenge  
Venge

Walnut  
Ceviz

Model	Dimension (mm)	Lt	Gross Kg	Gross m <sup>3</sup>	Total Power W	Energy	EUR
<b>CMB718</b>	1890x800x1355		188	1,42	3032	⚡ 220/240 V, 50/60 Hz	<b>3.000</b>



**🇬🇧 BAINMARIE UNIT  
ON OPEN CUPBOARD**

*With glass display and lighting*  
**Bowl capacity: GN 5/1 • Digital Thermometer**  
Electric operated  
Without GN containers  
Operating temperature: +30 / +90 °C  
Wooden panel.  
Controlled by thermostat.  
No accessories.  
Drainage tap  
EAN 8699234451942

**🇹🇷 BENMARİ  
ALTI AÇIK DOLAPLI**

**Camekanlı,aydınlatmalı**  
**Hazne kapasitesi: GN 5/1 • Dijital Termometre**  
Elektrikli  
GN küvetler hariçtir  
Çalışma sıcaklığı: +30 / +90 °C  
Ahşap panel.  
Termostatik kontrollüdür.  
Aksesuarsızdır.  
Boşaltma vanalı  
EAN 8699234451942



Wenge  
Venge

Walnut  
Ceviz

Model	Dimension (mm)	Lt	Gross Kg	Gross m <sup>3</sup>	Total Power W	Energy	EUR
<b>CMN711</b>	1250x800x1355		100	0,09	2x8	⚡ 220/240 V, 50/60 Hz	<b>1.650</b>
<b>CMN714</b>	1570x800x1355		115	1,15	3x8	⚡ 220/240 V, 50/60 Hz	<b>1.815</b>
<b>CMN718</b>	1890x800x1355		128	1,41	4x8	⚡ 220/240 V, 50/60 Hz	<b>1.980</b>



**NEUTRAL SERVICE UNIT  
ON OPEN CUPBOARD**

*With glass display and lighting*

*Wooden panel.*

*Controlled by double thermostat.*

*No accessories.*

*With intermediate shelf*

CMN711 EAN 8699234451966

CMN714 EAN 8699234451973

CMN718 EAN 8699234451980

**NÖTR SERVİS  
ALTI AÇIK DOLAPLI**

*Camekanlı, aydınlatmalı*

*Ahşap panel.*

*Termostatik kontrollüdür.*

*Aksesuarsızdır.*

*Ara rafı*

CMN711 EAN 8699234451966

CMN714 EAN 8699234451973

CMN718 EAN 8699234451980



Wenge  
Venge



Walnut  
Ceviz

Model	Dimension (mm)	Lt	Gross Kg	Gross m <sup>3</sup>	Total Power W	Energy	EUR
<b>CMK711</b>	1170x265/620x440		54	0,11	2x8	⚡ 220/240 V, 50/60 Hz	<b>450</b>
<b>CMK714</b>	1490x265/620x440		66	0,15	3x8	⚡ 220/240 V, 50/60 Hz	<b>500</b>
<b>CMK718</b>	1810x265/620x440		78	0,19	4x8	⚡ 220/240 V, 50/60 Hz	<b>600</b>



**DISPLAY**

*Glass display with lighting*

*CMK711 for GN 3/1*

*CMK714 for GN 4/1*

*CMK718 for GN 5/1*

CMK711 EAN 8699234452000

CMK714 EAN 8699234452017

CMK718 EAN 8699234452024

**CAMEKAN**

*Aydınlatmalı camekan*

*CMK711 GN 3/1 için*

*CMK714 GN 4/1 için*

*CMK718 GN 5/1 için*

CMK711 EAN 8699234452000

CMK714 EAN 8699234452017

CMK718 EAN 8699234452024



STAINLESS STEEL DISPLAY COUNTERS

PASLANMAZ ÇELİK CAMEKANLI SERVİS ÜNİTELERİ



Model	Dimension (mm)	Lt	Gross Kg	Gross m <sup>3</sup>	Total Power W	Energy	EUR
CSS711	1150x700x850/1290		140	0,96	342	⚡ 220/240 V, 50/60 Hz	2.400

CM711



🇬🇧 **REFRIGERATED BOWL UNIT ON OPEN CUPBOARD**

*With glass display, middle shelf and lighting*  
**Bowl capacity: GN 3/1**

*Electric operated*  
*Without GN containers*  
*Operating temperature: +2 / +8 °C*  
*Body and panelling made of stainless steel.*  
*Controlled by thermostat/*  
*The cabinet insulated.*  
*Refrigeration System: Hermetically sealed air cooled condensing unit. Static cooling with copper evaporator. (Copper pipe with aluminium fins)*  
*Refrigerant: R134A*  
*No accessories. Without refrigerated cupboard.*  
**EAN 8699234453243**

🇹🇷 **SOĞUK SERVİS ALTI AÇIK DOLAPLI**

**Camekanlı, ara raflı, aydınlatmalı**  
**Hazne kapasitesi: GN 3/1**

*Elektrikli*  
*GN kuvvetler hariçtir.*  
*Çalışma sıcaklığı: +2 / +8 °C*  
*Gövde ve paneller paslanmaz çeliktir.*  
*Termostatik kontrollüdür.*  
*Gövde izolasyonludur.*  
*Soğutma sistemi: Hermetik hava soğutmalı kondenser. Bakır evaporatörlü statik soğutma. (Bakır borular alüminyum kanatlı)*  
*Soğutucu gaz: R134A*  
*Aksesuarsızdır. Buzdolapsızdır.*  
**EAN 8699234453243**

Model	Dimension (mm)	Lt	Gross Kg	Gross m <sup>3</sup>	Total Power W	Energy	EUR
CSS714	1470x700x850/1290		154	1,24	366	⚡ 220/240 V, 50/60 Hz	2.710

CM714



🇬🇧 **REFRIGERATED BOWL UNIT ON OPEN CUPBOARD**

*With glass display, middle shelf and lighting*  
**Bowl capacity: GN 4/1**

*Electric operated*  
*Without GN containers*  
*Operating temperature: +2 / +8 °C*  
*Body and panelling made of stainless steel.*  
*Controlled by thermostat.*  
*The cabinet insulated.*  
*Refrigeration System: Hermetically sealed air cooled condensing unit. Static cooling with copper evaporator. (Copper pipe with aluminium fins)*  
*Refrigerant: R134A*  
*No accessories. Without refrigerated cupboard.*  
**EAN 8699234453250**

🇹🇷 **SOĞUK SERVİS ALTI AÇIK DOLAPLI**

**Camekanlı, ara raflı, aydınlatmalı**  
**Hazne kapasitesi: GN 4/1**

*Elektrikli*  
*GN kuvvetler hariçtir*  
*Çalışma sıcaklığı: +2 / +8 °C*  
*Gövde ve paneller paslanmaz çeliktir.*  
*Termostatik kontrollüdür.*  
*Gövde izolasyonludur.*  
*Soğutma sistemi: Hermetik hava soğutmalı kondenser. Bakır evaporatörlü statik soğutma. (Bakır borular alüminyum kanatlı)*  
*Soğutucu gaz: R134A*  
*Aksesuarsızdır. Buzdolapsızdır*  
**EAN 8699234453250**

Model	Dimension (mm)	Lt	Gross Kg	Gross m <sup>3</sup>	Total Power W	Energy	EUR
CSS718	1800x700x850/1290		180	1,42	346	⚡ 220/240 V, 50/60 Hz	3.100

CM718



🇬🇧 **REFRIGERATED BOWL UNIT ON OPEN CUPBOARD**

*With glass display, middle shelf and lighting*  
**Bowl capacity: GN 5/1**

*Electric operated*  
*Without GN containers*  
*Operating temperature: +2 / +8 °C*  
*Body and panelling made of stainless steel.*  
*Controlled by thermostat.*  
*The cabinet insulated.*  
*Refrigeration System: Hermetically sealed air cooled condensing unit. Static cooling with copper evaporator. (Copper pipe with aluminium fins)*  
*Refrigerant: R134A*  
*No accessories. Without refrigerated cupboard.*  
**EAN 8699234452062**

🇹🇷 **SOĞUK SERVİS ALTI AÇIK DOLAPLI**

**Camekanlı, ara raflı, aydınlatmalı**  
**Hazne kapasitesi: GN 5/1**

*Elektrikli*  
*GN kuvvetler hariçtir*  
*Çalışma sıcaklığı: +2 / +8 °C*  
*Gövde ve paneller paslanmaz çeliktir.*  
*Termostatik kontrollüdür.*  
*Gövde izolasyonludur.*  
*Soğutma sistemi: Hermetik hava soğutmalı kondenser. Bakır evaporatörlü statik soğutma. (Bakır borular alüminyum kanatlı)*  
*Soğutucu gaz: R134A*  
*Aksesuarsızdır. Buzdolapsızdır.*  
**EAN 8699234452062**



Model	Dimension (mm)	Lt	Gross Kg	Gross m <sup>3</sup>	Total Power W	Energy	EUR
<b>CSSBN718</b>	1800x700x850/1290		165	1,42	553	⚡ 220/240 V, 50/60 Hz	<b>3.400</b>

#### 🇬🇧 COLD SERVICE

*With space GN 3/1  
Glass display with middle shelf  
and lighting  
with refrigerated cupboard • 2 doors  
without container • +2 / +8 °C • Ventilated cooling  
Electric operated  
Body and panelling made of stainless steel.  
Controlled by thermostat.  
The cabinet as well as door insulated  
50 mm in thickness  
Refrigeration System: Hermetically sealed air  
cooled condensing unit. Static cooling with copper  
evaporator. (Copper pipe with aluminium fins)  
Refrigerant: R134A  
No accessories.  
EAN 8699234453274*

#### 🇹🇷 SOĞUK SERVİS

**GN 3/1 boşluklu  
Aydınlatmalı ve ara raflı camekanla  
beraber  
Buzdolaplı • 2 kapılı  
Küvetsiz • +2 / +8 °C • Fanlı Soğutma**  
Gövde ve paneller paslanmaz çeliktir.  
Termostatik kontrollüdür.  
Gövde ve kapaklar izolasyonludur.  
50 mm kalınlığında.  
Soğutma sistemi: Hermetik hava soğutmalı  
kondenser. Bakır evaporatörlü statik  
soğutma. (bakır borular alüminyum kanatlı)  
Soğutucu : R134A  
Aksesuarsızdır.

EAN 8699234453274



Model	Dimension (mm)	Lt	Gross Kg	Gross m <sup>3</sup>	Total Power W	Energy	EUR
<b>CSSN718</b>	1800x700x850/1290		174	1,42	553	⚡ 220/240 V, 50/60 Hz	<b>3.000</b>

#### 🇬🇧 REFRIGERATED BOWL UNIT ON OPEN CUPBOARD

*With glass display, middle shelf and lighting  
Bowl capacity: GN 3/1  
Electric operated  
Without GN containers  
Operating temperature: +2 / +8 °C  
Body and panelling made of stainless steel.  
Controlled by thermostat/  
The cabinet insulated.  
Refrigeration System: Hermetically sealed air  
cooled condensing unit. Static cooling with copper  
evaporator. (Copper pipe with aluminium fins)  
Refrigerant: R134A  
No accessories.  
EAN 8699234453267*

#### 🇹🇷 SOĞUK SERVİS ALTI AÇIK DOLAPLI

**Camekanlı, ara raflı, aydınlatmalı  
Hazne kapasitesi: GN 3/1  
Elektrikli  
GN kuvvetler hariçtir  
Çalışma sıcaklığı: +2 / +8 °C  
Gövde ve paneller paslanmaz çeliktir.  
Termostatik kontrollüdür.  
Gövde izolasyonludur.  
Soğutma sistemi: Hermetik hava soğutmalı  
kondenser. Bakır evaporatörlü statik  
soğutma. (Bakır borular alüminyum kanatlı)  
Soğutucu: R134A  
Aksesuarsızdır.  
EAN 8699234453267**



Model	Dimension (mm)	Lt	Gross Kg	Gross m <sup>3</sup>	Total Power W	Energy	EUR
<b>CBE711</b>	1150x700x850/1290		121	0,96	2016	⚡ 220/240 V, 50/60 Hz	<b>1.700</b>

CM711



🇬🇧 **BAINMARIE UNIT  
ON OPEN CUPBOARD**

*With glass display, middle shelf and lighting*  
**Bowl capacity: GN 3/1**  
 Electric operated  
 Without GN containers  
 Operating temperature: +30 / +90 °C  
 Body and panelling made of stainless steel.  
 Controlled by thermostat.  
 No accessories.  
 Drainage tap  
 EAN 8699234453199

🇹🇷 **BENMARİ  
ALTI AÇIK DOLAPLI**

Camekanlı, ara raflı, aydınlatmalı  
**Hazne kapasitesi: GN 3/1**  
 Elektrikli  
 GN kuvvetler hariçtir  
 Çalışma sıcaklığı: +30 / +90 °C  
 Gövde ve paneller paslanmaz çeliktir.  
 Termostatik kontrollüdür.  
 Aksesuarsızdır.  
 Boşaltma vanalı  
 EAN 8699234453199

Model	Dimension (mm)	Lt	Gross Kg	Gross m <sup>3</sup>	Total Power W	Energy	EUR
<b>CBE714</b>	1470x700x850/1290		145	1,20	3024	⚡ 220/240 V, 50/60 Hz	<b>2.100</b>

CM714



🇬🇧 **BAINMARIE UNIT  
ON OPEN CUPBOARD**

*With glass display, middle shelf and lighting*  
**Bowl capacity: GN 4/1**  
 Electric operated  
 Without GN containers  
 Operating temperature: +30 / +90 °C  
 Body and panelling made of stainless steel.  
 Controlled by thermostat.  
 No accessories.  
 Drainage tap  
 EAN 8699234453205



🇹🇷 **BENMARİ  
ALTI AÇIK DOLAPLI**

Camekanlı, ara raflı, aydınlatmalı  
**Hazne kapasitesi: GN 4/1**  
 Elektrikli  
 GN kuvvetler hariçtir  
 Çalışma sıcaklığı: +30 / +90 °C  
 Gövde ve paneller paslanmaz çeliktir.  
 Termostatik kontrollüdür.  
 Aksesuarsızdır.  
 Boşaltma vanalı  
 EAN 8699234453205

Model	Dimension (mm)	Lt	Gross Kg	Gross m <sup>3</sup>	Total Power W	Energy	EUR
<b>CBED714</b>	1470x700x850/1290		164	1,20	5024	⚡ 220/240 V, 50/60 Hz	<b>2.500</b>

CM714



🇬🇧 **BAINMARIE UNIT  
ON HOT CUPBOARD**

*With glass display, middle shelf and lighting*  
**Bowl capacity: GN 4/1**  
 Electric operated  
 Without GN containers  
 Operating temperature: +30 / +90 °C  
 Body and panelling made of stainless steel.  
 Controlled by double thermostat.  
 No accessories.  
 With intermediate shelf  
 Hot cupboard with fan  
 EAN 8699234453299

🇹🇷 **BENMARİ  
ALTI SICAKLIK DOLAPLI**

Camekanlı, ara raflı, aydınlatmalı  
**Hazne kapasitesi: GN 4/1**  
 Elektrikli  
 GN kuvvetler hariçtir  
 Çalışma sıcaklığı: +30 / +90 °C  
 Gövde ve paneller paslanmaz çeliktir.  
 Termostatik kontrollüdür.  
 Aksesuarsızdır.  
 Ara raflı  
 Sıcaklık dolap fanlı.  
 EAN 8699234453299



Model	Dimension (mm)	Lt	Gross Kg	Gross m <sup>3</sup>	Total Power W	Energy	EUR
<b>CBEN718</b>	1800x700x850/1290		149	1,31	2016	⚡ 220/240 V, 50/60 Hz	<b>2.300</b>



### 🇬🇧 BAINMARIE UNIT ON OPEN CUPBOARD

**With glass display, middle shelf and lighting**  
**Bowl capacity: GN 3/1**  
 Electric operated  
 Without GN containers  
 Operating temperature: +30 / +90 °C  
 Body and panelling made of stainless steel.  
 Controlled by thermostat.  
 No accessories.  
 On units without accessories, caps are used to cover the glass shelf connection holes and tray slider connection holes.  
 Drainage tap  
 EAN 8699234453212

### 🇹🇷 BENMARİ ALTI AÇIK DOLAPLI

**Camekanlı, ara raflı, aydınlatmalı**  
**Hazne kapasitesi: GN 3/1**  
 Elektrikli  
 GN küvetler hariçtir  
 Çalışma sıcaklığı: +30 / +90 °C  
 Gövde ve paneller paslanmaz çeliktir.  
 Termostatik kontrollüdür.  
 Aksesuarsızdır.  
 Aksesuarsız modellerin gövdelerinde cam servis rafı ayağı ve ön stand bağlantı delikleri tapa ile kapatılmıştır.  
 Boşaltma vanalı  
 EAN 8699234453212



Model	Dimension (mm)	Lt	Gross Kg	Gross m <sup>3</sup>	Total Power W	Energy	EUR
<b>CM711</b>	1100x265/620x440		54	0,11	2x8	⚡ 220/240 V, 50/60 Hz	<b>550</b>
<b>CM714</b>	1430x265/620x440		66	0,15	3x8	⚡ 220/240 V, 50/60 Hz	<b>650</b>
<b>CM718</b>	1760x265/620x440		78	0,19	4x8	220/240 V, 50/60 Hz	<b>800</b>

### 🇬🇧 DISPLAY



**Glass display with middle shelf and lighting**  
 Glass sliding door  
 CM711 for GN 3/1  
 CM714 for GN 4/1  
 CM718 for GN 5/1  
 CM711 EAN 8699234453281  
 CM714 EAN 8699234453298  
 CM718 EAN 8699234452185

### 🇹🇷 CAMEKAN

**Aydınlatmalı ve ara raflı camekanla beraber**  
 Cam sürme kapak  
 CM711 GN 3/1 için  
 CM714 GN 4/1 için  
 CM718 GN 5/1 için  
 CM711 EAN 8699234453281  
 CM714 EAN 8699234453298  
 CM718 EAN 8699234452185

Model	Dimension (mm)	Lt	Gross Kg	Gross m <sup>3</sup>	Total Power W	Energy	EUR
<b>BTTS115</b>	1120x300		4,00	0,04			<b>179</b>
<b>BTTS140</b>	1440x300		5,20	0,05			<b>211</b>

### 🇬🇧 TRAY SLIDER (TILTABLE)

*in tubular stainless steel*

BTTS115 EAN 8699234415500  
 BTTS140 EAN 8699234415517  
 BTTS180 EAN 8699234415531  
 BTTS210 EAN 8699234415623



### 🇹🇷 ÖN STAND (KATLANIR)

Paslanmaz boru

BTTS115 EAN 8699234415500  
 BTTS140 EAN 8699234415517  
 BTTS180 EAN 8699234415531  
 BTTS210 EAN 8699234415623



DISPLAY COUNTERS

MOBİLYALI CAMEKANLI SERVİS ÜNİTELERİ



Model	Dimension (mm)	Lt	Gross Kg	Gross m <sup>3</sup>	Total Power W	Energy	EUR
<b>CMS711</b>	1250x800x1355		135	1,11	342	⚡ 220/240 V, 50/60 Hz	<b>2.400</b>



🇬🇧 **REFRIGERATED BOWL UNIT ON OPEN CUPBOARD**

*With glass display and lighting*  
**Bowl capacity: GN 3/1 • Digital Thermometer**  
 Electric operated  
 Without GN containers  
 Operating temperature: +2 / +8 °C  
 Wooden panel.  
 Controlled by thermostat.  
 Refrigeration System: Hermetically sealed air cooled condensing unit. Static cooling with copper evaporator. (Copper pipe with aluminium fins)  
 Refrigerant: R134A  
 No accessories.  
 EAN 8699234451881

🇹🇷 **SOĞUK SERVİS ALTI AÇIK DOLAPLI**

**Camekanlı, aydınlatmalı**  
**Hazne kapasitesi: GN 3/1 • Dijital Termometre**  
 Elektrikli  
 GN küvetler hariçtir  
 Çalışma sıcaklığı: +2 / +8 °C  
 Ahşap panel.  
 Termostatik kontrollüdür.  
 Soğutma sistemi: Hermetik hava soğutmalı kondenser. Bakır evaporatörlü statik soğutma. (Bakır borular alüminyum kanatlı)  
 Soğutucu gaz: R134A  
 Aksesuarsızdır.  
 EAN 8699234451881



Model	Dimension (mm)	Lt	Gross Kg	Gross m <sup>3</sup>	Total Power W	Energy	EUR
<b>CMS714</b>	1570x800x1355		158	1,42	346	⚡ 220/240 V, 50/60 Hz	<b>2.700</b>



🇬🇧 **REFRIGERATED BOWL UNIT ON OPEN CUPBOARD**

*With glass display and lighting*  
**Bowl capacity: GN 4/1 • Digital Thermometer**  
 Electric operated  
 Without GN containers  
 Operating temperature: +2 / +8 °C  
 Wooden panel.  
 Controlled by thermostat.  
 Refrigeration System: Hermetically sealed air cooled condensing unit. Static cooling with copper evaporator. (Copper pipe with aluminium fins)  
 Refrigerant: R134A  
 No accessories.  
 EAN 8699234451898

🇹🇷 **SOĞUK SERVİS ALTI AÇIK DOLAPLI**

**Camekanlı, aydınlatmalı**  
**Hazne kapasitesi: GN 4/1 • Dijital Termometre**  
 Elektrikli  
 GN küvetler hariçtir  
 Çalışma sıcaklığı: +2 / +8 °C  
 Ahşap panel.  
 Termostatik kontrollüdür.  
 Soğutma sistemi: Hermetik hava soğutmalı kondenser. Bakır evaporatörlü statik soğutma. (Bakır borular alüminyum kanatlı)  
 Soğutucu gaz: R134A  
 Aksesuarsızdır.  
 EAN 8699234451898



Model	Dimension (mm)	Lt	Gross Kg	Gross m <sup>3</sup>	Total Power W	Energy	EUR
<b>CMS718</b>	1890x800x1355		205	1,70	346	⚡ 220/240 V, 50/60 Hz	<b>3.100</b>



🇬🇧 **REFRIGERATED BOWL UNIT ON OPEN CUPBOARD**

*With glass display and lighting*  
**Bowl capacity: GN 5/1 • Digital Thermometer**  
 Electric operated  
 Without GN containers  
 Operating temperature: +2 / +8 °C  
 Wooden panel.  
 Controlled by thermostat.  
 Refrigeration System: Hermetically sealed air cooled condensing unit. Static cooling with copper evaporator. (Copper pipe with aluminium fins)  
 Refrigerant: R134A  
 No accessories.  
 EAN 8699234451904

🇹🇷 **SOĞUK SERVİS ALTI AÇIK DOLAPLI**

**Camekanlı, aydınlatmalı**  
**Hazne kapasitesi: GN 5/1 • Dijital Termometre**  
 Elektrikli  
 GN küvetler hariçtir  
 Çalışma sıcaklığı: +2 / +8 °C  
 Ahşap panel.  
 Termostatik kontrollüdür.  
 Soğutma sistemi: Hermetik hava soğutmalı kondenser. Bakır evaporatörlü statik soğutma. (Bakır borular alüminyum kanatlı)  
 Soğutucu gaz: R134A  
 Aksesuarsızdır.  
 EAN 8699234451904





Model	Dimension (mm)	Lt	Gross Kg	Gross m <sup>3</sup>	Total Power W	Energy	EUR
<b>CMB711</b>	1250x800x1355		121	0,96	2016	⚡ 220/240 V, 50/60 Hz	<b>2.150</b>



🇬🇧 **BAINMARIE UNIT  
ON OPEN CUPBOARD**

*With glass display and lighting*  
**Bowl capacity: GN 3/1 • Digital Thermometer**  
*Electric operated*  
*Without GN containers*  
*Operating temperature: +30 / +90 °C*  
*Wooden panel.*  
*Controlled by thermostat.*  
*No accessories.*  
*Drainage tap*  
*EAN 8699234451928*

🇹🇷 **BENMARİ  
ALTI AÇIK DOLAPLI**

**Camekanlı,aydınlatmalı**  
**Hazne kapasitesi: GN 3/1 • Dijital Termometre**  
*Elektrikli*  
*GN küvetler hariçtir*  
*Çalışma sıcaklığı: +30 / +90 °C*  
*Ahşap panel.*  
*Termostatik kontrollüdür.*  
*Aksesuarsızdır.*  
*Boşaltma vanalı*  
*EAN 8699234451928*



Model	Dimension (mm)	Lt	Gross Kg	Gross m <sup>3</sup>	Total Power W	Energy	EUR
<b>CMB714</b>	1570x800x1355		145	1,20	3024	⚡ 220/240 V, 50/60 Hz	<b>2.500</b>



🇬🇧 **BAINMARIE UNIT  
ON OPEN CUPBOARD**

*With glass display and lighting*  
**Bowl capacity: GN 4/1 • Digital Thermometer**  
*Electric operated*  
*Without GN containers*  
*Operating temperature: +30 / +90 °C*  
*Wooden panel.*  
*Controlled by thermostat.*  
*No accessories.*  
*Drainage tap*  
*EAN 8699234451935*

🇹🇷 **BENMARİ  
ALTI AÇIK DOLAPLI**

**Camekanlı,aydınlatmalı**  
**Hazne kapasitesi: GN 4/1 • Dijital Termometre**  
*Elektrikli*  
*GN küvetler hariçtir*  
*Çalışma sıcaklığı: +30 / +90 °C*  
*Ahşap panel.*  
*Termostatik kontrollüdür.*  
*Aksesuarsızdır.*  
*Boşaltma vanalı*  
*EAN 8699234451935*



Model	Dimension (mm)	Lt	Gross Kg	Gross m <sup>3</sup>	Total Power W	Energy	EUR
<b>CMB718</b>	1890x800x1355		188	1,42	3032	⚡ 220/240 V, 50/60 Hz	<b>3.000</b>



🇬🇧 **BAINMARIE UNIT  
ON OPEN CUPBOARD**

*With glass display and lighting*  
**Bowl capacity: GN 5/1 • Digital Thermometer**  
*Electric operated*  
*Without GN containers*  
*Operating temperature: +30 / +90 °C*  
*Wooden panel.*  
*Controlled by thermostat.*  
*No accessories.*  
*Drainage tap*  
*EAN 8699234451942*

🇹🇷 **BENMARİ  
ALTI AÇIK DOLAPLI**

**Camekanlı,aydınlatmalı**  
**Hazne kapasitesi: GN 5/1 • Dijital Termometre**  
*Elektrikli*  
*GN küvetler hariçtir*  
*Çalışma sıcaklığı: +30 / +90 °C*  
*Ahşap panel.*  
*Termostatik kontrollüdür.*  
*Aksesuarsızdır.*  
*Boşaltma vanalı*  
*EAN 8699234451942*



Model	Dimension (mm)	Lt	Gross Kg	Gross m <sup>3</sup>	Total Power W	Energy	EUR
<b>CMN711</b>	1250x800x1355		100	0,09	2x8	⚡ 220/240 V, 50/60 Hz	<b>1.650</b>
<b>CMN714</b>	1570x800x1355		115	1,15	3x8	⚡ 220/240 V, 50/60 Hz	<b>1.815</b>
<b>CMN718</b>	1890x800x1355		128	1,41	4x8	⚡ 220/240 V, 50/60 Hz	<b>1.980</b>



**NEUTRAL SERVICE UNIT  
ON OPEN CUPBOARD**

*With glass display and lighting*

*Wooden panel.*

*Controlled by double thermostat.*

*No accessories.*

*With intermediate shelf*

CMN711 EAN 8699234451966

CMN714 EAN 8699234451973

CMN718 EAN 8699234451980

**NÖTR SERVİS  
ALTI AÇIK DOLAPLI**

*Camekanlı, aydınlatmalı*

*Ahşap panel.*

*Termostatik kontrollüdür.*

*Aksesuarsızdır.*

*Ara rafı*

CMN711 EAN 8699234451966

CMN714 EAN 8699234451973

CMN718 EAN 8699234451980



Wenge  
Venge



Walnut  
Ceviz

Model	Dimension (mm)	Lt	Gross Kg	Gross m <sup>3</sup>	Total Power W	Energy	EUR
<b>CMK711</b>	1170x265/620x440		54	0,11	2x8	⚡ 220/240 V, 50/60 Hz	<b>450</b>
<b>CMK714</b>	1490x265/620x440		66	0,15	3x8	⚡ 220/240 V, 50/60 Hz	<b>500</b>
<b>CMK718</b>	1810x265/620x440		78	0,19	4x8	⚡ 220/240 V, 50/60 Hz	<b>600</b>



**DISPLAY**

*Glass display with lighting*

*CMK711 for GN 3/1*

*CMK714 for GN 4/1*

*CMK718 for GN 5/1*

CMK711 EAN 8699234452000

CMK714 EAN 8699234452017

CMK718 EAN 8699234452024

**CAMEKAN**

*Aydınlatmalı camekan*

*CMK711 GN 3/1 için*

*CMK714 GN 4/1 için*

*CMK718 GN 5/1 için*

CMK711 EAN 8699234452000

CMK714 EAN 8699234452017

CMK718 EAN 8699234452024

STAINLESS STEEL DISPLAY COUNTERS

PASLANMAZ ÇELİK CAMEKANLI SERVİS ÜNİTELERİ



Model	Dimension (mm)	Lt	Gross Kg	Gross m <sup>3</sup>	Total Power W	Energy	EUR
CSS711	1150x700x850/1290		140	0,96	342	⚡ 220/240 V, 50/60 Hz	2.400

CM711



🇬🇧 **REFRIGERATED BOWL UNIT ON OPEN CUPBOARD**

*With glass display, middle shelf and lighting*  
**Bowl capacity: GN 3/1**

*Electric operated*  
*Without GN containers*  
*Operating temperature: +2 / +8 °C*  
*Body and panelling made of stainless steel.*  
*Controlled by thermostat/*  
*The cabinet insulated.*  
*Refrigeration System: Hermetically sealed air cooled condensing unit. Static cooling with copper evaporator. (Copper pipe with aluminium fins)*  
*Refrigerant: R134A*  
*No accessories. Without refrigerated cupboard.*  
**EAN 8699234453243**

🇹🇷 **SOĞUK SERVİS ALTI AÇIK DOLAPLI**

**Camekanlı, ara raflı, aydınlatmalı**  
**Hazne kapasitesi: GN 3/1**

*Elektrikli*  
*GN kuvvetler hariçtir.*  
*Çalışma sıcaklığı: +2 / +8 °C*  
*Gövde ve paneller paslanmaz çeliktir.*  
*Termostatik kontrollüdür.*  
*Gövde izolasyonludur.*  
*Soğutma sistemi: Hermetik hava soğutmalı kondenser. Bakır evaporatörlü statik soğutma. (Bakır borular alüminyum kanatlı)*  
*Soğutucu gaz: R134A*  
*Aksesuarsızdır. Buzdolapsızdır.*  
**EAN 8699234453243**

Model	Dimension (mm)	Lt	Gross Kg	Gross m <sup>3</sup>	Total Power W	Energy	EUR
CSS714	1470x700x850/1290		154	1,24	366	⚡ 220/240 V, 50/60 Hz	2.710

CM714



🇬🇧 **REFRIGERATED BOWL UNIT ON OPEN CUPBOARD**

*With glass display, middle shelf and lighting*  
**Bowl capacity: GN 4/1**

*Electric operated*  
*Without GN containers*  
*Operating temperature: +2 / +8 °C*  
*Body and panelling made of stainless steel.*  
*Controlled by thermostat.*  
*The cabinet insulated.*  
*Refrigeration System: Hermetically sealed air cooled condensing unit. Static cooling with copper evaporator. (Copper pipe with aluminium fins)*  
*Refrigerant: R134A*  
*No accessories. Without refrigerated cupboard.*  
**EAN 8699234453250**

🇹🇷 **SOĞUK SERVİS ALTI AÇIK DOLAPLI**

**Camekanlı, ara raflı, aydınlatmalı**  
**Hazne kapasitesi: GN 4/1**

*Elektrikli*  
*GN kuvvetler hariçtir*  
*Çalışma sıcaklığı: +2 / +8 °C*  
*Gövde ve paneller paslanmaz çeliktir.*  
*Termostatik kontrollüdür.*  
*Gövde izolasyonludur.*  
*Soğutma sistemi: Hermetik hava soğutmalı kondenser. Bakır evaporatörlü statik soğutma. (Bakır borular alüminyum kanatlı)*  
*Soğutucu gaz: R134A*  
*Aksesuarsızdır. Buzdolapsızdır*  
**EAN 8699234453250**

Model	Dimension (mm)	Lt	Gross Kg	Gross m <sup>3</sup>	Total Power W	Energy	EUR
CSS718	1800x700x850/1290		180	1,42	346	⚡ 220/240 V, 50/60 Hz	3.100

CM718



🇬🇧 **REFRIGERATED BOWL UNIT ON OPEN CUPBOARD**

*With glass display, middle shelf and lighting*  
**Bowl capacity: GN 5/1**

*Electric operated*  
*Without GN containers*  
*Operating temperature: +2 / +8 °C*  
*Body and panelling made of stainless steel.*  
*Controlled by thermostat.*  
*The cabinet insulated.*  
*Refrigeration System: Hermetically sealed air cooled condensing unit. Static cooling with copper evaporator. (Copper pipe with aluminium fins)*  
*Refrigerant: R134A*  
*No accessories. Without refrigerated cupboard.*  
**EAN 8699234452062**

🇹🇷 **SOĞUK SERVİS ALTI AÇIK DOLAPLI**

**Camekanlı, ara raflı, aydınlatmalı**  
**Hazne kapasitesi: GN 5/1**

*Elektrikli*  
*GN kuvvetler hariçtir*  
*Çalışma sıcaklığı: +2 / +8 °C*  
*Gövde ve paneller paslanmaz çeliktir.*  
*Termostatik kontrollüdür.*  
*Gövde izolasyonludur.*  
*Soğutma sistemi: Hermetik hava soğutmalı kondenser. Bakır evaporatörlü statik soğutma. (Bakır borular alüminyum kanatlı)*  
*Soğutucu gaz: R134A*  
*Aksesuarsızdır. Buzdolapsızdır.*  
**EAN 8699234452062**



Model	Dimension (mm)	Lt	Gross Kg	Gross m <sup>3</sup>	Total Power W	Energy	EUR
<b>CSSBN718</b>	1800x700x850/1290		165	1,42	553	⚡ 220/240 V, 50/60 Hz	<b>3.400</b>

#### 🇬🇧 COLD SERVICE

*With space GN 3/1  
Glass display with middle shelf  
and lighting  
with refrigerated cupboard • 2 doors  
without container • +2 / +8 °C • Ventilated cooling  
Electric operated  
Body and panelling made of stainless steel.  
Controlled by thermostat.  
The cabinet as well as door insulated  
50 mm in thickness  
Refrigeration System: Hermetically sealed air  
cooled condensing unit. Static cooling with copper  
evaporator. (Copper pipe with aluminium fins)  
Refrigerant: R134A  
No accessories.  
EAN 8699234453274*

#### 🇹🇷 SOĞUK SERVİS

**GN 3/1 boşluklu  
Aydınlatmalı ve ara raflı camekanla  
beraber  
Buzdolaplı • 2 kapılı  
Küvetsiz • +2 / +8 °C • Fanlı Soğutma**  
Gövde ve paneller paslanmaz çeliktir.  
Termostatik kontrollüdür.  
Gövde ve kapaklar izolasyonludur.  
50 mm kalınlığında.  
Soğutma sistemi: Hermetik hava soğutmalı  
kondenser. Bakır evaporatörlü statik  
soğutma. (bakır borular alüminyum kanatlı)  
Soğutucu : R134A  
Aksesuarsızdır.

EAN 8699234453274



Model	Dimension (mm)	Lt	Gross Kg	Gross m <sup>3</sup>	Total Power W	Energy	EUR
<b>CSSN718</b>	1800x700x850/1290		174	1,42	553	⚡ 220/240 V, 50/60 Hz	<b>3.000</b>

#### 🇬🇧 REFRIGERATED BOWL UNIT ON OPEN CUPBOARD

*With glass display, middle shelf and lighting  
Bowl capacity: GN 3/1  
Electric operated  
Without GN containers  
Operating temperature: +2 / +8 °C  
Body and panelling made of stainless steel.  
Controlled by thermostat/  
The cabinet insulated.  
Refrigeration System: Hermetically sealed air  
cooled condensing unit. Static cooling with copper  
evaporator. (Copper pipe with aluminium fins)  
Refrigerant: R134A  
No accessories.  
EAN 8699234453267*

#### 🇹🇷 SOĞUK SERVİS ALTI AÇIK DOLAPLI

**Camekanlı, ara raflı, aydınlatmalı  
Hazne kapasitesi: GN 3/1  
Elektrikli  
GN kuvvetler hariçtir  
Çalışma sıcaklığı: +2 / +8 °C  
Gövde ve paneller paslanmaz çeliktir.  
Termostatik kontrollüdür.  
Gövde izolasyonludur.  
Soğutma sistemi: Hermetik hava soğutmalı  
kondenser. Bakır evaporatörlü statik  
soğutma. (Bakır borular alüminyum kanatlı)  
Soğutucu: R134A  
Aksesuarsızdır.  
EAN 8699234453267**



Model	Dimension (mm)	Lt	Gross Kg	Gross m <sup>3</sup>	Total Power W	Energy	EUR
<b>CBE711</b>	1150x700x850/1290		121	0,96	2016	⚡ 220/240 V, 50/60 Hz	<b>1.700</b>

CM711



🇬🇧 **BAINMARIE UNIT  
ON OPEN CUPBOARD**

*With glass display, middle shelf and lighting*  
**Bowl capacity: GN 3/1**  
 Electric operated  
 Without GN containers  
 Operating temperature: +30 / +90 °C  
 Body and panelling made of stainless steel.  
 Controlled by thermostat.  
 No accessories.  
 Drainage tap  
 EAN 8699234453199

🇹🇷 **BENMARİ  
ALTI AÇIK DOLAPLI**

Camekanlı, ara raflı, aydınlatmalı  
**Hazne kapasitesi: GN 3/1**  
 Elektrikli  
 GN kuvvetler hariçtir  
 Çalışma sıcaklığı: +30 / +90 °C  
 Gövde ve paneller paslanmaz çeliktir.  
 Termostatik kontrollüdür.  
 Aksesuarsızdır.  
 Boşaltma vanalı  
 EAN 8699234453199

Model	Dimension (mm)	Lt	Gross Kg	Gross m <sup>3</sup>	Total Power W	Energy	EUR
<b>CBE714</b>	1470x700x850/1290		145	1,20	3024	⚡ 220/240 V, 50/60 Hz	<b>2.100</b>

CM714



🇬🇧 **BAINMARIE UNIT  
ON OPEN CUPBOARD**

*With glass display, middle shelf and lighting*  
**Bowl capacity: GN 4/1**  
 Electric operated  
 Without GN containers  
 Operating temperature: +30 / +90 °C  
 Body and panelling made of stainless steel.  
 Controlled by thermostat.  
 No accessories.  
 Drainage tap  
 EAN 8699234453205



🇹🇷 **BENMARİ  
ALTI AÇIK DOLAPLI**

Camekanlı, ara raflı, aydınlatmalı  
**Hazne kapasitesi: GN 4/1**  
 Elektrikli  
 GN kuvvetler hariçtir  
 Çalışma sıcaklığı: +30 / +90 °C  
 Gövde ve paneller paslanmaz çeliktir.  
 Termostatik kontrollüdür.  
 Aksesuarsızdır.  
 Boşaltma vanalı  
 EAN 8699234453205

Model	Dimension (mm)	Lt	Gross Kg	Gross m <sup>3</sup>	Total Power W	Energy	EUR
<b>CBED714</b>	1470x700x850/1290		164	1,20	5024	⚡ 220/240 V, 50/60 Hz	<b>2.500</b>

CM714



🇬🇧 **BAINMARIE UNIT  
ON HOT CUPBOARD**

*With glass display, middle shelf and lighting*  
**Bowl capacity: GN 4/1**  
 Electric operated  
 Without GN containers  
 Operating temperature: +30 / +90 °C  
 Body and panelling made of stainless steel.  
 Controlled by double thermostat.  
 No accessories.  
 With intermediate shelf  
 Hot cupboard with fan  
 EAN 8699234453299

🇹🇷 **BENMARİ  
ALTI SICAKLIK DOLAPLI**

Camekanlı, ara raflı, aydınlatmalı  
**Hazne kapasitesi: GN 4/1**  
 Elektrikli  
 GN kuvvetler hariçtir  
 Çalışma sıcaklığı: +30 / +90 °C  
 Gövde ve paneller paslanmaz çeliktir.  
 Termostatik kontrollüdür.  
 Aksesuarsızdır.  
 Ara raflı  
 Sıcaklık dolap fanlı.  
 EAN 8699234453299



Model	Dimension (mm)	Lt	Gross Kg	Gross m <sup>3</sup>	Total Power W	Energy	EUR
<b>CBEN718</b>	1800x700x850/1290		149	1,31	2016	⚡ 220/240 V, 50/60 Hz	<b>2.300</b>



### 🇬🇧 BAINMARIE UNIT ON OPEN CUPBOARD

**With glass display, middle shelf and lighting**

**Bowl capacity: GN 3/1**

Electric operated

Without GN containers

Operating temperature: +30 / +90 °C

Body and panelling made of stainless steel.

Controlled by thermostat.

No accessories.

On units without accessories, caps are used to cover the glass shelf connection holes and tray slider connection holes.

Drainage tap

EAN 8699234453212

### 🇹🇷 BENMARİ ALTI AÇIK DOLAPLI

**Camekanlı, ara raflı, aydınlatmalı**

**Hazne kapasitesi: GN 3/1**

Elektrikli

GN küvetler hariçtir

Çalışma sıcaklığı: +30 / +90 °C

Gövde ve paneller paslanmaz çeliktir.

Termostatik kontrollüdür.

Aksesuarsızdır.

Aksesuarsız modellerin gövdelerinde cam servis rafı ayağı ve ön stand bağlantı delikleri tapa ile kapatılmıştır.

Boşaltma vanalı

EAN 8699234453212

Model	Dimension (mm)	Lt	Gross Kg	Gross m <sup>3</sup>	Total Power W	Energy	EUR
<b>CM711</b>	1100x265/620x440		54	0,11	2x8	⚡ 220/240 V, 50/60 Hz	<b>550</b>
<b>CM714</b>	1430x265/620x440		66	0,15	3x8	⚡ 220/240 V, 50/60 Hz	<b>650</b>
<b>CM718</b>	1760x265/620x440		78	0,19	4x8	220/240 V, 50/60 Hz	<b>800</b>

### 🇬🇧 DISPLAY

**Glass display with middle shelf and lighting**

Glass sliding door

CM711 for GN 3/1

CM714 for GN 4/1

CM718 for GN 5/1

CM711 EAN 8699234453281

CM714 EAN 8699234453298

CM718 EAN 8699234452185

### 🇹🇷 CAMEKAN

**Aydınlatmalı ve ara raflı camekanla beraber**

Cam sürme kapak

CM711 GN 3/1 için

CM714 GN 4/1 için

CM718 GN 5/1 için

CM711 EAN 8699234453281

CM714 EAN 8699234453298

CM718 EAN 8699234452185

Model	Dimension (mm)	Lt	Gross Kg	Gross m <sup>3</sup>	Total Power W	Energy	EUR
<b>BTTS115</b>	1120x300		4,00	0,04			<b>179</b>
<b>BTTS140</b>	1440x300		5,20	0,05			<b>211</b>

### 🇬🇧 TRAY SLIDER (TILTABLE)

in tubular stainless steel

BTTS115 EAN 8699234415500

BTTS140 EAN 8699234415517

BTTS180 EAN 8699234415531

BTTS210 EAN 8699234415623

### 🇹🇷 ÖN STAND (KATLANIR)

Paslanmaz boru

BTTS115 EAN 8699234415500

BTTS140 EAN 8699234415517

BTTS180 EAN 8699234415531

BTTS210 EAN 8699234415623








# DROP IN BUFFET STATIONS

## ANKASTRE SERVİS ÜNİTELERİ



Delivering perfect function for your food service needs by combining flexibility in design and your choice of materials.



Yemek servis alanlarında özgün tasarım arayanlar için kusursuz fonksiyon ve esnek çözümler



Model	Dimension (mm)	Lt	Gross Kg	Gross m <sup>3</sup>	Total Power W	Energy	EUR
<b>CSG3</b>	1114x614x660		54	0,51	332	⚡ 220/240 V, 50/60 Hz	<b>1.366</b>



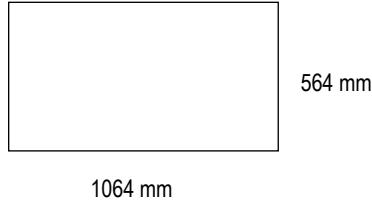
#### 🇬🇧 REFRIGERATED DROP IN BOWL

**Electric with bowl GN 3/1 • Digital Thermometer +2 / +8 °C**  
 Basin made of stainless steel  
 Thermostatically controlled  
 Hermetically sealed air cooled condensing unit  
 Static cooling with copper evaporator  
 Polyurethane insulation  
 Containers are not included.  
 Refrigerant: R134A  
 EAN 8699234446788

#### 🇹🇷 ANKASTRE SOĞUK BÜFE HAVUZ

**Elektrikli GN 3/1 Hazneli • Dijital Termometre +2 / +8 °C**  
 Paslanmaz çelik ankastre soğutmalı havuz  
 Termostatik kontrollü  
 Hermetik hava soğutmalı kondenser  
 Bakır evaporatörlü statik soğutma  
 Poliüretan izolasyonlu  
 Konteynerler hariçtir.  
 Soğutucu gaz: R134A  
 EAN 8699234446788

Montaj için gerekli boşluk ölçüsü  
 Surface area necessary for installation



Model	Dimension (mm)	Lt	Gross Kg	Gross m <sup>3</sup>	Total Power W	Energy	EUR
<b>CSGP3</b>	1114x614x540		54	0,51	332	⚡ 220/240 V, 50/60 Hz	<b>1.237</b>



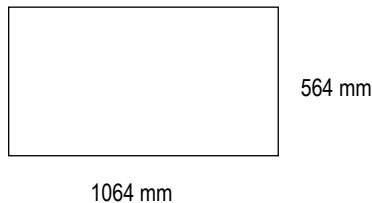
#### 🇬🇧 REFRIGERATED DROP IN COLD PLATE

**Electric • Digital Thermometer +2 / +8 °C**  
 Basin made of stainless steel  
 Thermostatically controlled  
 Hermetically sealed air cooled condensing unit  
 Static cooling with copper evaporator  
 Polyurethane insulation  
 Containers are not included.  
 Refrigerant: R134A  
 EAN 8699234446979

#### 🇹🇷 ANKASTRE SOĞUK BÜFE PLEYT

**Elektrikli • Dijital Termometre +2 / +8 °C**  
 Paslanmaz çelik ankastre soğutmalı yüzey  
 Termostatik kontrollü  
 Hermetik hava soğutmalı kondenser  
 Bakır evaporatörlü statik soğutma  
 Poliüretan izolasyonlu  
 Konteynerler hariçtir.  
 Soğutucu gaz: R134A  
 EAN 8699234446979

Montaj için gerekli boşluk ölçüsü  
 Surface area necessary for installation



Model	Dimension (mm)	Lt	Gross Kg	Gross m <sup>3</sup>	Total Power W	Energy	EUR
<b>CSG4</b>	1434x614x660		57	0,66	332	⚡ 220/240 V, 50/60 Hz	<b>1.596</b>



🇬🇧 **REFRIGERATED DROP IN BOWL**

**Electric**  
with bowl GN 4/1 • Digital Thermometer  
**+2 / +8 °C**  
Basin made of stainless steel  
Thermostatically controlled  
Hermetically sealed air cooled condensing unit  
Static cooling with copper evaporator  
Polyurethane insulation  
Containers are not included.  
Refrigerant: R134A  
EAN 8699234446795

🇹🇷 **ANKASTRE SOĞUK BÜFE HAVUZ**

**Elektrikli**  
GN 4/1 Hazneli • Dijital Termometre  
**+2 / +8 °C**  
Paslanmaz çelik ankastre soğutmalı havuz  
Termostatik kontrollü  
Hermetik hava soğutmalı kondenser  
Bakır evaporatörlü statik soğutma  
Poliüretan izolasyonlu  
Konteynerler hariçtir.  
Soğutucu gaz: R134A  
EAN 8699234446795

Montaj için gerekli boşluk ölçüsü  
Surface area necessary for installation



Model	Dimension (mm)	Lt	Gross Kg	Gross m <sup>3</sup>	Total Power W	Energy	EUR
<b>CSGP4</b>	1434x614x540		57	0,66	332	⚡ 220/240 V, 50/60 Hz	<b>1.443</b>



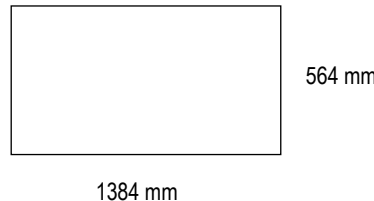
🇬🇧 **REFRIGERATED DROP IN COLD PLATE**

**Electric • Digital Thermometer**  
**+2 / +8 °C**  
Basin made of stainless steel  
Thermostatically controlled  
Hermetically sealed air cooled condensing unit  
Static cooling with copper evaporator  
Polyurethane insulation  
Containers are not included.  
Refrigerant: R134A  
EAN 8699234446986

🇹🇷 **ANKASTRE SOĞUK BÜFE PLEYT**

**Elektrikli • Dijital Termometre**  
**+2 / +8 °C**  
Paslanmaz çelik ankastre soğutmalı yüzey  
Termostatik kontrollü  
Hermetik hava soğutmalı kondenser  
Bakır evaporatörlü statik soğutma  
Poliüretan izolasyonlu  
Konteynerler hariçtir.  
Soğutucu gaz: R134A  
EAN 8699234446986

Montaj için gerekli boşluk ölçüsü  
Surface area necessary for installation





Model	Dimension (mm)	Lt	Gross Kg	Gross m <sup>3</sup>	Total Power W	Energy	EUR
<b>CSG5</b>	1754x614x660		65	0,82	332	⚡ 220/240 V, 50/60 Hz	<b>1.722</b>



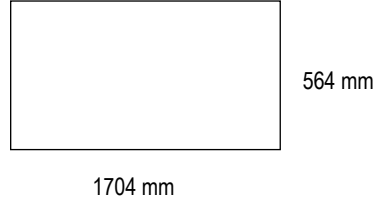
#### REFRIGERATED DROP IN BOWL

**Electric**  
with bowl GN 5/1 • Digital Thermometer  
+2 / +8 °C  
Basin made of stainless steel  
Thermostatically controlled  
Hermetically sealed air cooled condensing unit  
Static cooling with copper evaporator  
Polyurethane insulation  
Containers are not included.  
Refrigerant: R134A  
EAN 8699234446801

#### ANKASTRE SOĞUK BÜFE HAVUZ

**Elektrikli**  
GN 5/1 Hazneli • Dijital Termometre  
+2 / +8 °C  
Paslanmaz çelik ankastre soğutmalı havuz  
Termostatik kontrollü  
Hermetik hava soğutmalı kondenser  
Bakır evaporatörlü statik soğutma  
Poliüretan izolasyonlu  
Konteynerler hariçtir.  
Soğutucu gaz: R134A  
EAN 8699234446801

Montaj için gerekli boşluk ölçüsü  
Surface area necessary for installation



Model	Dimension (mm)	Lt	Gross Kg	Gross m <sup>3</sup>	Total Power W	Energy	EUR
<b>CSGP5</b>	1754x614x540		60	0,70	332	⚡ 220/240 V, 50/60 Hz	<b>1.547</b>



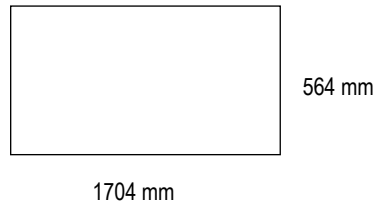
#### REFRIGERATED DROP IN COLD PLATE

**Electric • Digital Thermometer**  
+2 / +8 °C  
Basin made of stainless steel  
Thermostatically controlled  
Hermetically sealed air cooled condensing unit  
Static cooling with copper evaporator  
Polyurethane insulation  
Refrigerant: R134A  
EAN 8699234468162

#### ANKASTRE SOĞUK BÜFE PLEYT

**Elektrikli • Dijital Termometre**  
+2 / +8 °C  
Paslanmaz çelik ankastre soğutmalı yüzey  
Termostatik kontrollü  
Hermetik hava soğutmalı kondenser  
Bakır evaporatörlü statik soğutma  
Poliüretan izolasyonlu  
Soğutucu gaz: R134A  
EAN 8699234468162

Montaj için gerekli boşluk ölçüsü  
Surface area necessary for installation



Model	Dimension (mm)	Lt	Gross Kg	Gross m <sup>3</sup>	Total Power W	Energy	EUR
<b>HSG3</b>	1114x614x270		15	0,27	2x1000	 220/240 V, 50/60 Hz	<b>960</b>



 **HEATED DROP IN BOWL**


**Electric**  
with bowl GN 3/1 • Digital Thermometer  
+30 / +90 °C  
Basin made of stainless steel  
Thermostatically controlled  
Silicon heating elements for  
improved safety.  
Containers are not included.  
EAN 8699234446832

 **ANKASTRE SICAK BÜFE HAVUZ**

**Elektrikli**  
GN 3/1 Hazneli • Dijital Termometre  
+30 / +90 °C  
Paslanmaz çelik ankastre ısıtmalı havuz  
Termostatik kontrollü  
Yüksek güvenlik sağlayan silikon ısıtma  
elemanları  
Konteynerler hariç.  
EAN 8699234446832



Montaj için gerekli boşluk ölçüsü  
Surface area necessary for installation



1064 mm

564 mm



Silicon Heating Element / Silikon Isıtıcı Levha

Model	Dimension (mm)	Lt	Gross Kg	Gross m <sup>3</sup>	Total Power W	Energy	EUR
<b>HSGP3</b>	1040x590x200		15	0,27	2x1000	 220/240 V, 50/60 Hz	<b>851</b>



 **HEATED DROP IN HOT PLATE**

**Electric • Digital Thermometer**  
+30 / +90 °C  
Basin made of stainless steel  
Thermostatically controlled  
Silicon heating elements for  
improved safety.  
Containers are not included.  
EAN 8699234447013

 **ANKASTRE SICAK BÜFE PLEYT**

**Elektrikli • Dijital Termometre**  
+30 / +90 °C  
Paslanmaz çelik ankastre ısıtmalı yüzey  
Termostatik kontrollü  
Yüksek güvenlik sağlayan silikon ısıtma  
elemanları  
Konteynerler hariç.  
EAN 8699234447013



Montaj için gerekli boşluk ölçüsü  
Surface area necessary for installation




990 mm

540 mm



Silicon Heating Element / Silikon Isıtıcı Levha

Model	Dimension (mm)	Lt	Gross Kg	Gross m <sup>3</sup>	Total Power W	Energy	EUR
<b>HSG4</b>	1434x614x270		19	0,34	3x1000	 220/240 V, 50/60 Hz	<b>1.340</b>

 **HEATED DROP IN BOWL**

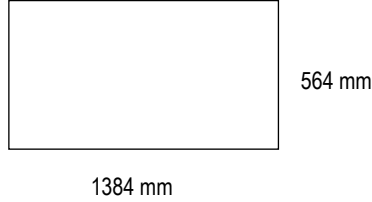
**Electric**  
with bowl GN 4/1 • Digital Thermometer  
+30 / +90 °C  
Basin made of stainless steel  
Thermostatically controlled  
Silicon heating elements for  
improved safety.  
Containers are not included.  
EAN 8699234446849

 **ANKASTRE SICAK BÜFE HAVUZ**


**Elektrikli**  
GN 4/1 Hazneli • Dijital Termometre  
+30 / +90 °C  
Paslanmaz çelik ankastre ısıtmalı havuz  
Termostatik kontrollü  
Yüksek güvenlik sağlayan silikon ısıtma  
elemanları  
Konteynerler hariç.  
EAN 8699234446849



Montaj için gerekli boşluk ölçüsü  
Surface area necessary for installation



Silicon Heating Element / Silikon Isıtıcı Levha

Model	Dimension (mm)	Lt	Gross Kg	Gross m <sup>3</sup>	Total Power W	Energy	EUR
<b>HSGP4</b>	1362x590x200		19	0,34	3x1000	 220/240 V, 50/60 Hz	<b>1.263</b>

 **HEATED DROP IN HOT PLATE**

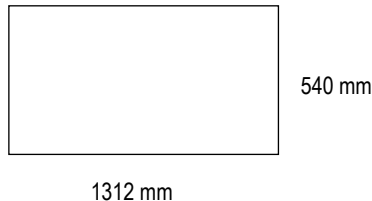
**Electric • Digital Thermometer**  
+30 / +90 °C  
Basin made of stainless steel  
Thermostatically controlled  
Silicon heating elements for  
improved safety.  
Containers are not included.  
EAN 8699234447020

 **ANKASTRE SICAK BÜFE PLEYT**


**Elektrikli • Dijital Termometre**  
+30 / +90 °C  
Paslanmaz çelik ankastre ısıtmalı yüzey  
Termostatik kontrollü  
Yüksek güvenlik sağlayan silikon ısıtma  
elemanları  
Konteynerler hariç.  
EAN 8699234447020



Montaj için gerekli boşluk ölçüsü  
Surface area necessary for installation



Silicon Heating Element / Silikon Isıtıcı Levha

Model	Dimension (mm)	Lt	Gross Kg	Gross m <sup>3</sup>	Total Power W	Energy	EUR
<b>HSG5</b>	1754x614x270		23	0,42	3x1000	 220/240 V, 50/60 Hz	<b>1.495</b>

 **HEATED DROP IN BOWL**

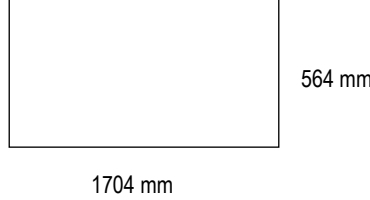
**Electric**  
with bowl GN 5/1 • Digital Thermometer  
+30 / +90 °C  
Basin made of stainless steel  
Thermostatically controlled  
Silicon heating elements for  
improved safety.  
Containers are not included.  
EAN 8699234446856

 **ANKASTRE SICAK BÜFE HAVUZ**

**Elektrikli**  
GN 5/1 Hazneli • Dijital Termometre  
+30 / +90 °C  
Paslanmaz çelik ankastre ısıtmalı havuz  
Termostatik kontrollü  
Yüksek güvenlik sağlayan silikon ısıtma  
elemanları  
Konteynerler hariç.  
EAN 8699234446856



Montaj için gerekli boşluk ölçüsü  
Surface area necessary for installation



Silicon Heating Element / Silikon Isıtıcı Levha

Model	Dimension (mm)	Lt	Gross Kg	Gross m <sup>3</sup>	Total Power W	Energy	EUR
<b>HSGP5</b>	1682x590x200		18	0,35	3x1000	 220/240 V, 50/60 Hz	<b>1.418</b>

 **HEATED DROP IN HOT PLATE**

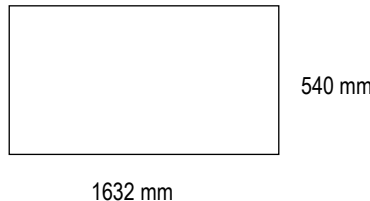
**Electric • Digital Thermometer**  
+30 / +90 °C  
Basin made of stainless steel  
Thermostatically controlled  
Silicon heating elements for  
improved safety.  
Containers are not included.  
EAN 8699234468179

 **ANKASTRE SICAK BÜFE PLEYT**

**Elektrikli • Dijital Termometre**  
+30 / +90 °C  
Paslanmaz çelik ankastre ısıtmalı yüzey  
Termostatik kontrollü  
Yüksek güvenlik sağlayan silikon ısıtma  
elemanları  
Konteynerler hariç.  
EAN 8699234468179



Montaj için gerekli boşluk ölçüsü  
Surface area necessary for installation



Silicon Heating Element / Silikon Isıtıcı Levha





**OVERSHELF**

*With Lighting*

*Curved Glass*

LG3 EAN 8699234446887

LG4 EAN 8699234446894

LG5 EAN 8699234446900

**ÜST STAND**

Aydınlatmalı

Bombe camlı

LG3 EAN 8699234446887

LG4 EAN 8699234446894

LG5 EAN 8699234446900

Model	Dimension (mm)	Lt	Gross Kg	Gross m <sup>3</sup>	Total Power W	Energy	EUR
<b>LG3</b>	1350x310x120/520				(Led) 10	⚡ 220/240 V, 50/60 Hz	<b>446</b>
<b>LG4</b>	1670x310x120/520				(Led) 14	⚡ 220/240 V, 50/60 Hz	<b>493</b>
<b>LG5</b>	1990x310x120/520				(Led) 20	⚡ 220/240 V, 50/60 Hz	<b>536</b>



**OVERSHELF**

*With halogen heated and lighting*

*Curved Glass*

HT3 EAN 8699234446931

HT4 EAN 8699234446948

HT5 EAN 8699234446955

**ÜST STAND**

Halojen ısıtmalı, aydınlatmalı

Bombe camlı

HT3 EAN 8699234446931

HT4 EAN 8699234446948


HT5 EAN 8699234446955

Model	Dimension (mm)	Lt	Gross Kg	Gross m <sup>3</sup>	Total Power W	Energy	EUR
<b>HT3</b>	1350x310x120/520				2x200	⚡ 220/240 V, 50/60 Hz	<b>428</b>
<b>HT4</b>	1670x310x120/520				3x200	⚡ 220/240 V, 50/60 Hz	<b>448</b>
<b>HT5</b>	1990x310x120/520				4x200	⚡ 220/240 V, 50/60 Hz	<b>485</b>



BT700 - SELF SERVICE LINE

BT700 - SELF SERVİS HATTI



Heated, refrigerated, neutral elements designed for flexible and dynamic food distribution.



Esnek ve dinamik yemek dağıtım çözümleri  
Pişirildiği andaki kadar lezzetli ve hijyenik  
sunumlar için tasarlanmıştır.



Model	Dimension (mm)	Lt	Gross Kg	Gross m <sup>3</sup>	Total Power W	Energy	EUR
<b>BTS711FN</b>	1150x700/1000x850/1245		105	0,93	332	⚡ 220/240 V, 50/60 Hz	<b>2.400</b>



### REFRIGERATED BOWL UNIT ON OPEN CUPBOARD

**Bowl capacity: GN 3/1 • Digital Thermometer**  
Electric operated  
Without GN containers  
Operating temperature: +2 / +8 °C  
Body and panelling made of stainless steel.  
Controlled by thermostat.  
The cabinet insulated.  
Refrigeration System: Hermetically sealed air cooled condensing unit. Static cooling with copper evaporator. (Copper pipe with aluminium fins)  
Refrigerant: R134A  
Include tray slider, curved glass shelf, support for glass shelf.  
EAN 8699234414732

### SOĞUK SERVİS ALTI AÇIK DOLAPLI

**Hazne kapasitesi: GN 3/1 • Dijital Termometre**  
Elektrikli  
GN küvetler hariçtir  
Çalışma sıcaklığı: +2 / +8 °C  
Gövde ve paneller paslanmaz çeliktir.  
Termostatik kontrollüdür.  
Gövde izolasyonludur.  
Soğutma sistemi: Hermetik hava soğutmalı kondenser. Bakır evaporatörlü statik soğutma. (Bakır borular alüminyum kanatlı)  
Soğutucu gaz: R134A  
Ön stand, servis rafı camı, cam servis rafı ayağı aksesuarlıdır.  
EAN 8699234414732

One piece moulded bowl  
Tek parça pres hazne



Bowl / Hazne



Model	Dimension (mm)	Lt	Gross Kg	Gross m <sup>3</sup>	Total Power W	Energy	EUR
<b>BTS714FN</b>	1470x700/1000x850/1245		117	1,19	332	⚡ 220/240 V, 50/60 Hz	<b>2.780</b>



### REFRIGERATED BOWL UNIT ON OPEN CUPBOARD

**Bowl capacity: GN 4/1 • Digital Thermometer**  
Electric operated  
Without GN containers  
Operating temperature: +2 / +8 °C  
Body and panelling made of stainless steel.  
Controlled by thermostat.  
The cabinet insulated.  
Refrigeration System: Hermetically sealed air cooled condensing unit. Static cooling with copper evaporator. (Copper pipe with aluminium fins)  
Refrigerant: R134A  
Include tray slider, curved glass shelf, support for glass shelf.  
EAN 8699234414749

### SOĞUK SERVİS ALTI AÇIK DOLAPLI

**Hazne kapasitesi: GN 4/1 • Dijital Termometre**  
Elektrikli  
GN küvetler hariçtir  
Çalışma sıcaklığı: +2 / +8 °C  
Gövde ve paneller paslanmaz çeliktir.  
Termostatik kontrollüdür.  
Gövde izolasyonludur.  
Soğutma sistemi: Hermetik hava soğutmalı kondenser. Bakır evaporatörlü statik soğutma. (Bakır borular alüminyum kanatlı)  
Soğutucu gaz: R134A  
Ön stand, servis rafı camı, cam servis rafı ayağı aksesuarlıdır.  
EAN 8699234414749

One piece moulded bowl  
Tek parça pres hazne



Bowl / Hazne



Model	Dimension (mm)	Lt	Gross Kg	Gross m <sup>3</sup>	Total Power W	Energy	EUR
<b>BTS718FN</b>	1800x700/1000x850/1245		143	1,42	332	⚡ 220/240 V, 50/60 Hz	<b>3.150</b>



🇬🇧 **REFRIGERATED BOWL UNIT ON OPEN CUPBOARD**

**Bowl capacity: GN 5/1 • Digital Thermometer**  
 Electric operated  
 Without GN containers  
 Operating temperature: +2 / +8 °C  
 Body and panelling made of stainless steel.  
 Controlled by thermostat.  
 The cabinet insulated.  
 Refrigeration System: Hermetically sealed air cooled condensing unit.  
 Static cooling with copper evaporator.  
 (Copper pipe with aluminium fins)  
 Refrigerant: R134A  
 Include tray slider, curved glass shelf, support for glass shelf.  
 EAN 8699234414756

🇹🇷 **SOĞUK SERVİS ALTI AÇIK DOLAPLI**

**Hazne kapasitesi: GN 5/1 • Dijital Termometre**  
 Elektrikli  
 GN küvetler hariçtir  
 Çalışma sıcaklığı: +2 / +8 °C  
 Gövde ve paneller paslanmaz çeliktir.  
 Termostatik kontrollüdür.  
 Gövde izolasyonludur.  
 Soğutma sistemi: Hermetik hava soğutmalı kondenser.  
 Bakır evaporatörlü statik soğutma.  
 (Bakır borular alüminyum kanatlı)  
 Soğutucu gaz: R134A  
 Ön stand, servis rafı camı, cam servis rafı ayağı aksesuarlıdır.  
 EAN 8699234414756

One piece moulded bowl  
 Tek parça pres hazne



Bowl / Hazne



Model	Dimension (mm)	Lt	Gross Kg	Gross m <sup>3</sup>	Total Power W	Energy	EUR
<b>BTSR714FN</b>	1470x700/1000x850/1245		165	1,19	322	⚡ 220/240 V, 50/60 Hz	<b>3.950</b>



🇬🇧 **REFRIGERATED BOWL UNIT ON REFRIGERATED CUPBOARD**

**Bowl capacity: GN 4/1 • Digital Thermometer**  
 Electric operated  
 Without GN containers  
 Operating temperature: +2 / +8 °C  
 Body and panelling made of stainless steel.  
 Controlled by thermostat.  
 The cabinet as well as doors insulated.  
 Refrigeration System: Hermetically sealed air cooled condensing unit.  
 Static cooling with copper evaporator.  
 (Copper pipe with aluminium fins)  
 Refrigerant: R134A  
 Include tray slider, curved glass shelf, support for glass shelf.  
 EAN 8699234414763

🇹🇷 **SOĞUK SERVİS ALTI SOĞUK DOLAPLI**

**Hazne kapasitesi: GN 4/1 • Dijital Termometre**  
 Elektrikli  
 GN küvetler hariçtir  
 Çalışma sıcaklığı: +2 / +8 °C  
 Gövde ve paneller paslanmaz çeliktir.  
 Termostatik kontrollüdür.  
 Gövde ve kapılar izolasyonludur.  
 Soğutma sistemi: Hermetik hava soğutmalı kondenser.  
 Bakır evaporatörlü statik soğutma.  
 (Bakır borular alüminyum kanatlı)  
 Soğutucu gaz: R134A  
 Ön stand, servis rafı camı, cam servis rafı ayağı aksesuarlıdır.  
 EAN 8699234414763

One piece moulded bowl  
 Tek parça pres hazne



Bowl / Hazne





Model	Dimension (mm)	Lt	Gross Kg	Gross m <sup>3</sup>	Total Power W	Energy	EUR
<b>BTSR718FN</b>	1800x700/1000x850/1245		191	1,42	425	⚡ 220/240 V, 50/60 Hz	<b>4.300</b>



### REFRIGERATED BOWL UNIT ON REFRIGERATED CUPBOARD

**Bowl capacity: GN 5/1 • Digital Thermometer**  
 Electric operated  
 Without GN containers  
 Operating temperature: +2 / +8 °C  
 Body and panelling made of stainless steel.  
 Controlled by thermostat.  
 The cabinet as well as doors insulated.  
 Refrigeration System: Hermetically sealed air cooled condensing unit.  
 Static cooling with copper evaporator.  
 (Copper pipe with aluminium fins)  
 Refrigerant: R134A  
 Include tray slider, curved glass shelf, support for glass shelf.  
 EAN 8699234452352

### SOĞUK SERVİS ALTI SOĞUK DOLAPLI

**Hazne kapasitesi: GN 5/1 • Dijital Termometre**  
 Elektrikli  
 GN küvetler hariçtir  
 Çalışma sıcaklığı: +2 / +8 °C  
 Gövde ve paneller paslanmaz çeliktir.  
 Termostatik kontrollüdür.  
 Gövde ve kapılar izolasyonludur.  
 Soğutma sistemi: Hermetik hava soğutmalı kondenser.  
 Bakır evaporatörlü statik soğutma.  
 (Bakır borular alüminyum kanatlı)  
 Soğutucu gaz: R134A  
 Ön stand, servis rafı camı, cam servis rafı ayağı aksesuarlıdır.  
 EAN 8699234452352

One piece moulded bowl  
Tek parça pres hazne



Bowl / Hazne



Model	Dimension (mm)	Lt	Gross Kg	Gross m <sup>3</sup>	Total Power W	Energy	EUR
<b>BTRS714FN</b>	1470x700/1000x1650		234	1,94	612	⚡ 220/240 V, 50/60 Hz	<b>5.890</b>



### REFRIGERATED SHOWCASE ON OPEN CUPBOARD

**Electric operated • Digital Thermometer**  
 Operating temperature: +2 / +8 °C  
 Together with neutral service unit (model BTN714)  
 Body and panelling made of stainless steel.  
 Controlled by thermostat.  
 The cabinet as well as doors insulated.  
 Hermetically sealed air cooled condensing unit.  
 Static cooling with copper evaporator.  
 (Copper pipe with aluminium fins)  
 Doors: Loading side/Sliding doors made in glass.  
 Customer side/Top hinged doors made in glass.  
 Stainless steel grid shelves.  
 Refrigerant: R134A  
 Model BTRS714F include tray slider  
 EAN 8699234414947

### SOĞUK SERVİS KABİNİ ALTI AÇIK DOLAPLI

**Elektrikli • Dijital Termometre**  
 Çalışma sıcaklığı: +2 / +8 °C  
 BTN714 Nötr servisle beraber  
 Gövde ve paneller paslanmaz çeliktir.  
 Termostatik kontrollüdür.  
 Gövde ve kapılar izolasyonludur.  
 Hermetik hava soğutmalı kondenser.  
 Bakır evaporatörlü statik soğutma.  
 (Bakır borular alüminyum kanatlı)  
 Cam kapılar, yükleme tarafında kayar kapı, müşteri tarafında menteşeli çarpma kapı şeklindedir.  
 Paslanmaz çelik rafıdır.  
 Soğutucu gaz: R134A  
 BTRS714F model ön stand aksesuarlıdır.  
 EAN 8699234414947



Model	Dimension (mm)	Lt	Gross Kg	Gross m <sup>3</sup>	Total Power W	Energy	EUR
<b>BTCP714FN</b>	1470x700/1000x850/1245		125	1,19	318	⚡ 220/240 V, 50/60 Hz	<b>2.780</b>



**REFRIGERATED PLATE UNIT ON OPEN CUPBOARD**

**Electric operated • Digital Thermometer**  
 Operating temperature: +2 / +8 °C  
 Body and panelling made of stainless steel.  
 Controlled by thermostat.  
 The cabinet insulated.  
 Refrigeration System: Hermetically sealed air cooled condensing unit.  
 Static cooling with copper evaporator.  
 (Copper pipe with aluminium fins)  
 Refrigerant: R134A  
 Include tray slider, curved glass shelf, support for glass shelf.  
 EAN 8699234414817

**SOĞUK PLEYT ALTI AÇIK DOLAPLI**

**Elektrikli • Dijital Termometre**  
 Çalışma sıcaklığı: +2 / +8 °C  
 Gövde ve paneller paslanmaz çeliktir.  
 Termostatik kontrollüdür.  
 Gövde izolasyonludur.  
 Soğutma sistemi: Hermetik hava soğutmalı kondenser.  
 Bakır evaporatörlü statik soğutma.  
 (Bakır borular alüminyum kanatlı)  
 Soğutucu gaz: R134A  
 Ön stand, servis rafı camı, cam servis rafı ayağı aksesuarlıdır.  
 EAN 8699234414817



Model	Dimension (mm)	Lt	Gross Kg	Gross m <sup>3</sup>	Total Power W	Energy	EUR
<b>BTCP718FN</b>	1800x700/1000x850/1245		136	1,42	318	⚡ 220/240 V, 50/60 Hz	<b>3.150</b>



**REFRIGERATED PLATE UNIT ON OPEN CUPBOARD**


**Electric operated • Digital Thermometer**  
 Operating temperature: +2 / +8 °C  
 Body and panelling made of stainless steel.  
 Controlled by thermostat.  
 The cabinet insulated.  
 Refrigeration System: Hermetically sealed air cooled condensing unit.  
 Static cooling with copper evaporator.  
 (Copper pipe with aluminium fins)  
 Refrigerant: R134A  
 Include tray slider, curved glass shelf, support for glass shelf.  
 EAN 8699234414824

**SOĞUK PLEYT ALTI AÇIK DOLAPLI**

**Elektrikli Elektrikli • Dijital Termometre**  
 Çalışma sıcaklığı: +2 / +8 °C  
 Gövde ve paneller paslanmaz çeliktir.  
 Termostatik kontrollüdür.  
 Gövde izolasyonludur.  
 Soğutma sistemi: Hermetik hava soğutmalı kondenser.  
 Bakır evaporatörlü statik soğutma.  
 (Bakır borular alüminyum kanatlı)  
 Soğutucu gaz: R134A  
 Ön stand, servis rafı camı, cam servis rafı ayağı aksesuarlıdır.  
 EAN 8699234414824





Model	Dimension (mm)	Lt	Gross Kg	Gross m <sup>3</sup>	Total Power W	Energy	EUR
<b>BTEB711FN</b>	1150x700/1000x850/1245		85	0,93	2x1000	 220/240 V, 50/60 Hz	<b>1.680</b>



 **BAINMARIE UNIT ON OPEN CUPBOARD**  **BENMARİ ALTI AÇIK DOLAPLI**

**Bowl capacity: GN 3/1 • Digital Thermometer**  
 Electric operated  
 Without GN containers  
 Operating temperature: +30 / +90 °C  
 Body and panelling made of stainless steel.  
 Controlled by thermostat.  
 Include tray slider, curved glass shelf,  
 support for glass shelf.  
 Drainage tap  
 EAN 8699234414367

**Hazne kapasitesi: GN 3/1 • Dijital Termometre**  
 Elektrikli  
 GN küvetler hariçtir  
 Çalışma sıcaklığı: +30 / +90 °C  
 Gövde ve paneller paslanmaz çeliktir.  
 Termostatik kontrollüdür.  
 Ön stand, servis rafı camı,  
 cam servis rafı ayağı aksesuarlıdır.  
 Boşaltma vanalı  
 EAN 8699234414367



One piece moulded bowl  
 Tek parça pres hazne




Bowl / Hazne



Silicon Heating Element  
 Silikon Isıtıcı Levha



Model	Dimension (mm)	Lt	Gross Kg	Gross m <sup>3</sup>	Total Power W	Energy	EUR
<b>BTEB714FN</b>	1470x700/1000x850/1245		99	1,19	3x1000	 220/240 V, 50/60 Hz	<b>2.096</b>



 **BAINMARIE UNIT ON OPEN CUPBOARD**  **BENMARİ ALTI AÇIK DOLAPLI**

**Bowl capacity: GN 4/1 • Digital Thermometer**  
 Electric operated  
 Without GN containers  
 Operating temperature: +30 / +90 °C  
 Body and panelling made of stainless steel.  
 Controlled by thermostat.  
 Include tray slider, curved glass shelf,  
 support for glass shelf.  
 Drainage tap  
 EAN 8699234414374

**Hazne kapasitesi: GN 4/1 • Dijital Termometre**  
 Elektrikli  
 GN küvetler hariçtir  
 Çalışma sıcaklığı: +30 / +90 °C  
 Gövde ve paneller paslanmaz çeliktir.  
 Termostatik kontrollüdür.  
 Ön stand, servis rafı camı,  
 cam servis rafı ayağı aksesuarlıdır.  
 Boşaltma vanalı  
 EAN 8699234414374



One piece moulded bowl  
 Tek parça pres hazne




Bowl / Hazne



Silicon Heating Element  
 Silikon Isıtıcı Levha



Model	Dimension (mm)	Lt	Gross Kg	Gross m <sup>3</sup>	Total Power W	Energy	EUR
<b>BTEB718FN</b>	1800x700/1000x850/1245		118	1,42	3x1000	 220/240 V, 50/60 Hz	<b>2.430</b>

 **BAINMARIE UNIT ON OPEN CUPBOARD**  **BENMARİ ALTI AÇIK DOLAPLI**



**Bowl capacity: GN 5/1 • Digital Thermometer**  
 Electric operated  
 Without GN containers  
 Operating temperature: +30 / +90 °C  
 Body and panelling made of stainless steel.  
 Controlled by thermostat.  
 Include tray slider, curved glass shelf,  
 support for glass shelf.  
 Drainage tap  
 EAN 8699234414381

**Hazne kapasitesi: GN 5/1 • Dijital Termometre**  
 Elektrikli  
 GN küvetler hariçtir  
 Çalışma sıcaklığı: +30 / +90 °C  
 Gövde ve paneller paslanmaz çeliktir.  
 Termostatik kontrollüdür.  
 Ön stand, servis rafı camı,  
 cam servis rafı ayağı aksesuarlıdır.  
 Boşaltma vanalı  
 EAN 8699234414381



One piece moulded bowl  
 Tek parça pres hazne




Bowl / Hazne



Silicon Heating Element  
 Silikon Isıtıcı Levha



Model	Dimension (mm)	Lt	Gross Kg	Gross m <sup>3</sup>	Total Power W	Energy	EUR
<b>BTEB721FN</b>	2100x700/1000x850/1245		133	1,68	4x1000	 220/240 V, 50/60 Hz	<b>2.980</b>

 **BAINMARIE UNIT ON OPEN CUPBOARD**  **BENMARİ ALTI AÇIK DOLAPLI**



**Bowl capacity: GN 6/1 • Digital Thermometer**  
 Electric operated  
 Without GN containers  
 Operating temperature: +30 / +90 °C  
 Body and panelling made of stainless steel.  
 Controlled by thermostat.  
 Include tray slider, curved glass shelf,  
 support for glass shelf.  
 Drainage tap  
 EAN 8699234414619

**Hazne kapasitesi: GN 6/1 • Dijital Termometre**  
 Elektrikli  
 GN küvetler hariçtir  
 Çalışma sıcaklığı: +30 / +90 °C  
 Gövde ve paneller paslanmaz çeliktir.  
 Termostatik kontrollüdür.  
 Ön stand, servis rafı camı,  
 cam servis rafı ayağı aksesuarlıdır.  
 Boşaltma vanalı  
 EAN 8699234414619



One piece moulded bowl  
 Tek parça pres hazne




Bowl / Hazne



Silicon Heating Element  
 Silikon Isıtıcı Levha




Model	Dimension (mm)	Lt	Gross Kg	Gross m <sup>3</sup>	Total Power W	Energy	EUR
<b>BTEB714HFN</b>	1470x700/1000x850/1245		125	1,19	3x1000+2384	 220/240 V, 50/60 Hz	<b>2.600</b>



 **BAINMARIE UNIT ON HOT CUPBOARD**  **BENMARİ ALTI SICAKLIK DOLAPLI**

**Bowl capacity: GN 4/1 • Digital Thermometer**  
 Electric operated  
 Without GN containers  
 Operating temperature: +30 / +90 °C  
 Body and panelling made of stainless steel.  
 Controlled by thermostat.  
 Include tray slider, curved glass shelf,  
 support for glass shelf.  
 Drainage tap  
 With intermediate shelf  
 Hot cupboard with fan  
 EAN 8699234414657

**Hazne kapasitesi: GN 4/1 • Dijital Termometre**  
 Elektrikli  
 GN küvetler hariçtir  
 Çalışma sıcaklığı: +30 / +90 °C  
 Gövde ve paneller paslanmaz çeliktir.  
 Termostatik kontrollüdür.  
 Ön stand, servis rafı camı,  
 cam servis rafı ayağı aksesuarlıdır.  
 Boşaltma vanalı  
 Ara rafı  
 Sıcaklık dolap fanlı.  
 EAN 8699234414657


Model	Dimension (mm)	Lt	Gross Kg	Gross m <sup>3</sup>	Total Power W	Energy	EUR
<b>BTEB718HFN</b>	1800x700/1000x850/1245		147	1,43	3x1000+2384	 220/240 V, 50/60 Hz	<b>3.100</b>



 **BAINMARIE UNIT ON HOT CUPBOARD**  **BENMARİ ALTI SICAKLIK DOLAPLI**

**Bowl capacity: GN 5/1 • Digital Thermometer**  
 Electric operated  
 Without GN containers  
 Operating temperature: +30 / +90 °C  
 Body and panelling made of stainless steel.  
 Controlled by thermostat.  
 Include tray slider, curved glass shelf,  
 support for glass shelf.  
 Drainage tap  
 With intermediate shelf  
 Hot cupboard with fan  
 EAN 8699234414664

**Hazne kapasitesi: GN 5/1 • Dijital Termometre**  
 Elektrikli  
 GN küvetler hariçtir  
 Çalışma sıcaklığı: +30 / +90 °C  
 Gövde ve paneller paslanmaz çeliktir.  
 Termostatik kontrollüdür.  
 Ön stand, servis rafı camı,  
 cam servis rafı ayağı aksesuarlıdır.  
 Boşaltma vanalı  
 Ara rafı  
 Sıcaklık dolap fanlı.  
 EAN 8699234414664

Model	Dimension (mm)	Lt	Gross Kg	Gross m <sup>3</sup>	Total Power W	Energy	EUR
<b>BTEB721HFN</b>	2100x700/1000x850/1245		163	1,68	4x1000+2384	 220/240 V, 50/60 Hz	<b>3.600</b>



 **BAINMARIE UNIT ON HOT CUPBOARD**  **BENMARİ ALTI SICAKLIK DOLAPLI**

**Bowl capacity: GN 6/1 • Digital Thermometer**  
 Electric operated  
 Without GN containers  
 Operating temperature: +30 / +90 °C  
 Body and panelling made of stainless steel.  
 Controlled by thermostat.  
 Include tray slider, curved glass shelf,  
 support for glass shelf.  
 Drainage tap  
 With intermediate shelf  
 Hot cupboard with fan  
 EAN 8699234445958

**Hazne kapasitesi: GN 6/1 • Dijital Termometre**  
 Elektrikli  
 GN küvetler hariçtir  
 Çalışma sıcaklığı: +30 / +90 °C  
 Gövde ve paneller paslanmaz çeliktir.  
 Termostatik kontrollüdür.  
 Ön stand, servis rafı camı,  
 cam servis rafı ayağı aksesuarlıdır.  
 Boşaltma vanalı  
 Ara rafı  
 Sıcaklık dolap fanlı.  
 EAN 8699234445958

One piece moulded bowl  
 Tek parça pres hazne




Bowl / Hazne



Silicon Heating Element  
 Silikon Isıtıcı Levha




Model	Dimension (mm)	Lt	Gross Kg	Gross m <sup>3</sup>	Total Power W	Energy	EUR
<b>BTHP714FN</b>	1470x700/1000x850/1245		102	1,17	3x750	 220/240 V, 50/60 Hz	<b>1.875</b>

 **HOT PLATE UNIT ON OPEN CUPBOARD**  **SICAK PLEYT ALTI AÇIK DOLAPLI**

**Electric operated • Digital Thermometer**  
 Operating temperature: +30 / +90 °C  
 Body and panelling made of stainless steel.  
 Controlled by thermostat.  
 Include tray slider, curved glass shelf, support for glass shelf.  
 EAN 8699234414350

**Elektrikli • Dijital Termometre**  
 Elektrikli  
 Çalışma sıcaklığı: +30 / +90 °C  
 Gövde ve paneller paslanmaz çeliktir.  
 Termostatik kontrollüdür.  
 Ön stand, servis rafı camı, cam servis rafı ayağı aksesuarıdır.  
 EAN 8699234414350





Model	Dimension (mm)	Lt	Gross Kg	Gross m <sup>3</sup>	Total Power W	Energy	EUR
<b>BTHP714HFN</b>	1470x700/1000x850/1245		133	1,17	2250+2384	 220/240 V, 50/60 Hz	<b>2.388</b>

 **HOT PLATE UNIT ON HOT CUPBOARD**  **SICAK PLEYT ALTI SICAKLIK DOLAPLI**

**Electric operated • Digital Thermometer**  
 Operating temperature: +30 / +90 °C  
 Body and panelling made of stainless steel.  
 Controlled by thermostat.  
 Include tray slider, curved glass shelf, support for glass shelf.  
 With intermediate shelf  
 Hot cupboard with fan  
 EAN 8699234414343

**Elektrikli • Dijital Termometre**  
 Elektrikli  
 Çalışma sıcaklığı: +30 / +90 °C  
 Gövde ve paneller paslanmaz çeliktir.  
 Termostatik kontrollüdür.  
 Ön stand, servis rafı camı, cam servis rafı ayağı aksesuarıdır.  
 Ara rafı  
 Sıcaklık dolap fanlı.  
 EAN 8699234414343



Model	Dimension (mm)	Lt	Gross Kg	Gross m <sup>3</sup>	Total Power W	Energy	EUR
<b>BTN714HFN</b>	1470x700/1000x850/1245		135	1,17	2384	 220/240 V, 50/60 Hz	<b>2.048</b>
<b>BTN718HFN</b>	1800x700/1000x850/1245		153	1,42	2384	 220/240 V, 50/60 Hz	<b>2.247</b>



### NEUTRAL SERVICE UNIT ON HOT CUPBOARD

- **Dijital Thermometer**  
Operating temperature: +30 / +90 °C  
Body and panelling made of stainless steel.  
Controlled by thermostat.  
Include tray slider, curved glass shelf, support for glass shelf  
With intermediate shelf  
Hot cupboard with fan  
BTN714HFN EAN 8699234415210  
BTN718HFN EAN 8699234415227

### NÖTR SERVİS ALTI SICAKLIK DOLAPLI

- **Dijital Termometre**  
Çalışma sıcaklığı: +30 / +90 °C  
Gövde ve paneller paslanmaz çelikdir.  
Termostatik kontrollüdür.  
Ön stand, servis rafı camı, cam servis rafı ayağı aksesuarlıdır.  
Ara rafı  
Sıcaklık dolap fanlı.  
BTN714HFN EAN 8699234415210  
BTN718HFN EAN 8699234415227



Model	Dimension (mm)	Lt	Gross Kg	Gross m <sup>3</sup>	Total Power W	Energy	EUR
<b>BTN706FN</b>	600x700/1000x850/1245		52	0,51			<b>1.071</b>
<b>BTN709FN</b>	900x700/1000x850/1245		68	0,72			<b>1.187</b>
<b>BTN711FN</b>	1150x700/1000x850/1245		75	0,93			<b>1.278</b>
<b>BTN714FN</b>	1470x700/1000x850/1245		102	1,17			<b>1.426</b>
<b>BTN718FN</b>	1800x700/1000x850/1245		121	1,42			<b>1.586</b>



### NEUTRAL SERVICE UNIT ON OPEN CUPBOARD

- Body and panelling made of stainless steel.  
Neutral unit  
Include tray slider, curved glass shelf, support for glass shelf.  
BTN706FN EAN 8699234414879  
BTN709FN EAN 8699234414886  
BTN711FN EAN 8699234414893  
BTN714FN EAN 8699234414909  
BTN718FN EAN 8699234414916

### NÖTR SERVİS ALTI AÇIK DOLAPLI

- Gövde ve paneller paslanmaz çelikdir.  
Nötr bir ünedir.  
Ön stand, servis rafı camı, cam servis rafı ayağı aksesuarlıdır.  
BTN706FN EAN 8699234414879  
BTN709FN EAN 8699234414886  
BTN711FN EAN 8699234414893  
BTN714FN EAN 8699234414909  
BTN718FN EAN 8699234414916



Model	Dimension (mm)	Lt	Gross Kg	Gross m <sup>3</sup>	Total Power W	Energy	EUR
<b>BTU715AL</b>	1470x700/1000x850		70	1,08			<b>1.007</b>
<b>BTU715AR</b>	1470x700/1000x850		70	1,08			<b>1.007</b>

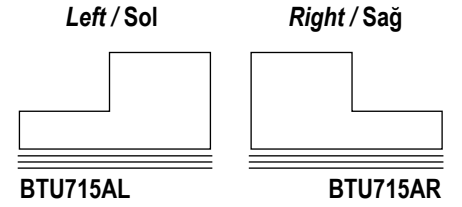


#### 🇬🇧 CASH DESK

Body and panelling made of stainless steel.  
Include tray slider.  
BTU715AL EAN 8699234415319  
BTU715AR EAN 8699234415302

#### 🇹🇷 KASA TEZGAHI

Gövde ve paneller paslanmaz çeliktir.  
Ön stand aksesuarlıdır.  
BTU715AL EAN 8699234415319  
BTU715AR EAN 8699234415302



Model	Dimension (mm)	Lt	Gross Kg	Gross m <sup>3</sup>	Total Power W	Energy	EUR
<b>BTU715L</b>	1470x700/1000x850		65	1,08			<b>831</b>
<b>BTU715R</b>	1470x700/1000x850		70	1,08			<b>831</b>

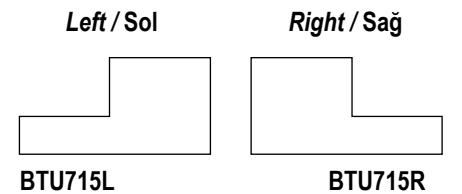


#### 🇬🇧 CASH DESK

Body and panelling made of stainless steel.  
No accessories.  
On units without accessories, caps are used to cover the glass shelf connection holes and tray slider connection holes.  
BTU715L EAN 8699234415289  
BTU715R EAN 8699234415296

#### 🇹🇷 KASA TEZGAHI

Gövde ve paneller paslanmaz çeliktir.  
Aksesuarsızdır.  
Aksesuarsız modellerin gövdelerinde cam servis rafı ayağı ve ön stand bağlantı delikleri tapa ile kapatılmıştır.  
BTU715L EAN 8699234415289  
BTU715R EAN 8699234415296



Model	Dimension (mm)	Lt	Gross Kg	Gross m <sup>3</sup>	Total Power W	Energy	EUR
<b>BTOT705F</b>	700x700/1000x850		58	0,52			<b>890</b>
<b>BTOT710F</b>	1150x700/1000x850		63	0,84			<b>950</b>

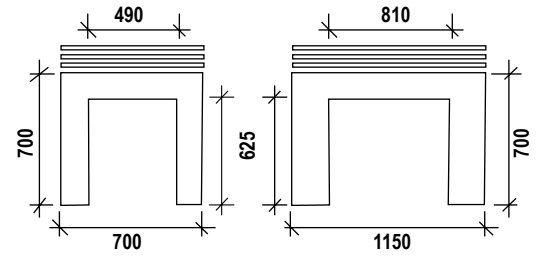


#### 🇬🇧 PLATE DISPENSER COUNTER

Made of stainless steel.  
Contain tray slider.  
BTOT705F EAN 8699234415425  
BTOT710F EAN 8699234415432

#### 🇹🇷 OTOMAT TEZGAHI

Paslanmaz çelikten imal edilmiştir.  
Ön stand aksesuarlıdır.  
BTOT705F EAN 8699234415425  
BTOT710F EAN 8699234415432



Model	Dimension (mm)	Lt	Gross Kg	Gross m <sup>3</sup>	Total Power W	Energy	EUR
<b>BTOT705</b>	700x700/1000x850		55	0,52			<b>740</b>
<b>BTOT710</b>	1150x700/1000x850		60	0,84			<b>800</b>

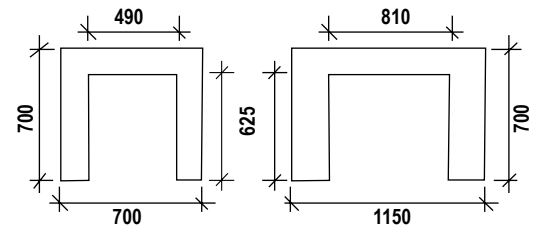


#### 🇬🇧 PLATE DISPENSER COUNTER

Made of stainless steel.  
No accessories.  
On units without accessories, caps are used to cover the glass shelf connection holes and tray slider connection holes.  
BTOT705 EAN 8699234415401  
BTOT710 EAN 8699234415418

#### 🇹🇷 OTOMAT TEZGAHI

Paslanmaz çelikten imal edilmiştir.  
Aksesuarsızdır.  
Aksesuarsız modellerin gövdelerinde cam servis rafı ayağı ve ön stand bağlantı delikleri tapa ile kapatılmıştır.  
BTOT705 EAN 8699234415401  
BTOT710 EAN 8699234415418



Model	Dimension (mm)	Lt	Gross Kg	Gross m <sup>3</sup>	Total Power W	Energy	EUR
<b>BTCU720</b>	1050x1050x850		75	1,08			<b>902</b>



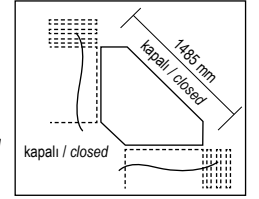
**✚ CORNER UNIT**

Body and panelling made of stainless steel.  
Neutral unit  
Used for service line placed at angle. (90°)  
Neutral open counter.  
No accessories.  
On units without accessories, caps are used to cover the glass shelf connection holes and tray slider connection holes.  
EAN 8699234415340

**🇹🇷 KÖŞE TEZGAHI**

Gövde ve paneller paslanmaz çeliktir. nötr bir ünedir. 90° servis hatlarında kullanılır. Nötr açık dolaptır. Aksesuarsızdır. Aksesuarsız modellerin gövdelerinde cam servis rafı ayağı ve ön stand bağlantı delikleri tapa ile kapatılmıştır. EAN 8699234415340

**External**  
**Dış Köşe**



Model	Dimension (mm)	Lt	Gross Kg	Gross m <sup>3</sup>	Total Power W	Energy	EUR
<b>BTCU720F</b>	1050x1050x850		80	1,96			<b>995</b>



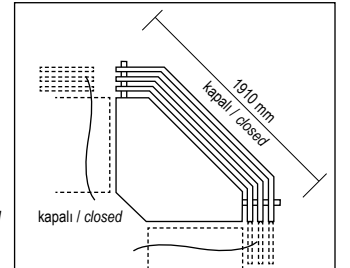
**✚ CORNER UNIT**

Body and panelling made of stainless steel.  
Neutral unit  
Used for service line placed at angle. (90°)  
Neutral open counter.  
Model BTCU720F include tray slider.  
EAN 8699234415364

**🇹🇷 KÖŞE TEZGAHI**

Gövde ve paneller paslanmaz çeliktir. nötr bir ünedir. 90° servis hatlarında kullanılır. Nötr açık dolaptır. BTCU720F Model ön stand aksesuarlıdır. EAN 8699234415364

**External**  
**Dış Köşe**



Model	Dimension (mm)	Lt	Gross Kg	Gross m <sup>3</sup>	Total Power W	Energy	EUR
<b>BTCU721</b>	1050x1050x850		75	1,08			<b>879</b>



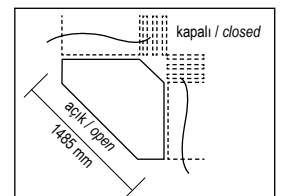
**✚ CORNER UNIT**

Body and panelling made of stainless steel.  
Neutral unit without heating and cooling.  
Used for service line placed at angle. (90°)  
Neutral open counter.  
No accessories.  
On units without accessories, caps are used to cover the glass shelf connection holes and tray slider connection holes.  
EAN 8699234415357

**🇹🇷 KÖŞE TEZGAHI**

Gövde ve paneller paslanmaz çeliktir. Isıtmasız, soğutmasız nötr bir ünedir. 90° servis hatlarında kullanılır. Nötr açık dolaptır. Aksesuarsızdır. Aksesuarsız modellerin gövdelerinde cam servis rafı ayağı ve ön stand bağlantı delikleri tapa ile kapatılmıştır. EAN 8699234415357

**Internal**  
**İç Köşe**





Model	Dimension (mm)	Lt	Gross Kg	Gross m <sup>3</sup>	Total Power W	Energy	EUR
<b>BTK4</b>	740x660x1500		48	0,81			<b>1.074</b>
<b>BTK5</b>	940x660x1500		55	1,03			<b>1.194</b>



#### 🇬🇧 TRAY SHOULDER WITH HOPPER

Body and panelling made of stainless steel.  
Manufactured for bread dispenser and cutlery holder.  
Neutral unit without heating and cooling.  
BTK4 EAN 8699234415241  
BTK5 EAN 8699234415258



#### 🇹🇷 KUYER

Gövde ve paneller paslanmaz çeliktir.  
Ekmek dağıtmak, çatal, bıçak, kaşık servisi için üretilmiştir.  
Isıtmasız, soğutmasız nötr bir ünedir.  
BTK4 EAN 8699234415241  
BTK5 EAN 8699234415258

Model	Dimension (mm)	Lt	Gross Kg	Gross m <sup>3</sup>	Total Power W	Energy	EUR
<b>BTK4N</b>	800x700x850		64	0,56			<b>1.287</b>




#### 🇬🇧 TRAY SHOULDER WITH HOPPER

Body and panelling made of stainless steel.  
Manufactured for bread dispenser and cutlery holder.  
Neutral unit without heating and cooling.  
EAN 8699234445965

#### 🇹🇷 KUYER

Gövde ve paneller paslanmaz çeliktir.  
Ekmek dağıtmak, çatal, bıçak, kaşık servisi için üretilmiştir.  
Isıtmasız, soğutmasız nötr bir ünedir.  
EAN 8699234445965



**TRAY SLIDER (TILTABLE)**  
in tubular stainless steel

**ÖN STAND (KATLANIR)**  
Paslanmaz boru

Model	Dimension mm	EUR	Gross Kg	Gross m <sup>3</sup>	Ean No 86992344
<b>BTTS060</b>	570x300	<b>160</b>	3,10	0,02	15487
<b>BTTS090</b>	870x300	<b>190</b>	4,00	0,03	15494
<b>BTTS115</b>	1120x300	<b>210</b>	4,00	0,04	15500
<b>BTTS140</b>	1440x300	<b>250</b>	5,20	0,05	15517
<b>BTTS180</b>	1770x300	<b>308</b>	6,00	0,06	15531
<b>BTTS210</b>	2070x300	<b>385</b>	7,00	0,07	15623



Mahogany  
Maun

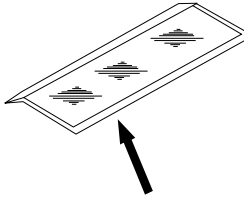
**FRONT PANEL**  
Suntalam



Walnut  
Ceviz

**ÖN PANEL**  
Suntalam

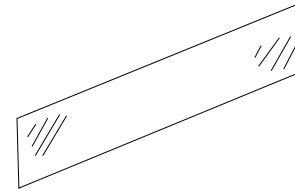
Model	Dimension mm	EUR	Gross Kg	Gross m <sup>3</sup>	Ean No 86992344
<b>BTL 060</b>	600x490	<b>89</b>	2,8	0,01	15647
<b>BTL 090</b>	900x490	<b>107</b>	4,3	0,01	15654
<b>BTL 115</b>	1150x490	<b>125</b>	5,4	0,01	15661
<b>BTL 140</b>	1470x490	<b>180</b>	6,7	0,02	15678
<b>BTL 180</b>	1800x490	<b>196</b>	8,5	0,02	15692
<b>BTL 210</b>	2100x490	<b>214</b>	9,9	0,02	15715



**CURVED GLASS SHELF**

**SERVİS RAFI CAMI**

Model	Dimension mm	EUR	Gross Kg	Gross m <sup>3</sup>	Ean No 86992344
<b>BTK 060</b>	515x300	<b>199</b>	11,55	0,04	16507
<b>BTK 090</b>	815x300	<b>248</b>	12,65	0,04	16576
<b>BTK 115</b>	1065x300	<b>255</b>	13,95	0,04	16514
<b>BTK 140</b>	1385x300	<b>265</b>	15,65	0,04	16521
<b>BTK 180</b>	1715x300	<b>280</b>	17,55	0,05	16583
<b>BTK 210</b>	2015x300	<b>355</b>	18,75	0,05	16439



**FRONT GLASS SNEEZE QUARD FOR SHELF**

**SERVİS RAFI ÖN CAMI**

Model	Dimension mm	EUR	Gross Kg	Gross m <sup>3</sup>	Ean No 86992344
<b>BTC 060N</b>	515x325	<b>76</b>	10,65	0,03	16408
<b>BTC 090N</b>	815x325	<b>96</b>	12,65	0,03	16415
<b>BTC 115N</b>	1065x325	<b>116</b>	13,95	0,03	16538
<b>BTC 140N</b>	1385x325	<b>136</b>	15,65	0,03	16545
<b>BTC 180N</b>	1715x325	<b>210</b>	17,55	0,04	16422
<b>BTC 210N</b>	2015x325	<b>220</b>	18,75	0,04	16323



**SUPPORT FOR GLASS SHELF**  
2 pieces (Left 1, Right 1)

**CAM SERVİS RAFI AYAĞI**  
2 adet (1 sol, 1 sağ)

Model	Dimension mm	EUR	Gross Kg	Gross m <sup>3</sup>	Ean No 86992344
<b>AYAK SET</b>	300x390	<b>180</b>	2,20	0,007	16569



**SUPPORT FOR GLASS SHELF**  
2 pieces (Left 1, Right 1)

**CAM SERVİS RAFI AYAĞI**  
2 adet (1 sol, 1 sağ)

Model	Dimension mm	EUR	Gross Kg	Gross m <sup>3</sup>	Ean No 86992344
<b>AYAK SET</b>	300x650	<b>240</b>	2,50	0,012	16569



### 🇬🇧 FOOD WARMER

Installed on the model BTK and PGR

### 🇹🇷 ISITMA

BTK ve PGR'ye monte edilir.

Model	Dimension (mm)	EUR	Gross Kg	Gross m <sup>3</sup>	Total Power W	Energy	Ean No 86992344
<b>BTA 090N</b>	815x145x55	<b>232</b>	3,40	0,01	1x150	⚡ 220/240 V, 50/60 Hz	52208
<b>BTA 115N</b>	1065x145x55	<b>247</b>	4,35	0,01	2x150	⚡ 220/240 V, 50/60 Hz	48904
<b>BTA 140N</b>	1385x145x55	<b>278</b>	5,30	0,02	3x150	⚡ 220/240 V, 50/60 Hz	48911
<b>BTA 180N</b>	1715x145x55	<b>309</b>	6,75	0,02	4x150	⚡ 220/240 V, 50/60 Hz	48928
<b>BTA 210N</b>	2015x145x55	<b>392</b>	8	0,03	4x150	⚡ 220/240 V, 50/60 Hz	15838



### 🇬🇧 FOOD LIGHTING

Installed on the model BTK and PGR

### 🇹🇷 AYDINLATMA

BTK ve PGR'ye monte edilir.

Model	Dimension (mm)	EUR	Gross Kg	Gross m <sup>3</sup>	Total Power W	Energy	Ean No 86992344
<b>BTY 090N</b>	815x145x55	<b>203</b>	3,35	0,01	(Led) 7	⚡ 220/240 V, 50/60 Hz	52215
<b>BTY 115N</b>	1065x145x55	<b>221</b>	4,30	0,01	(Led) 10	⚡ 220/240 V, 50/60 Hz	48942
<b>BTY 140N</b>	1385x145x55	<b>253</b>	5,25	0,02	(Led) 14	⚡ 220/240 V, 50/60 Hz	98459
<b>BTY 180N</b>	1715x145x55	<b>299</b>	6,70	0,02	(Led) 14	⚡ 220/240 V, 50/60 Hz	15814
<b>BTY 210N</b>	2015x145x55	<b>412</b>	8	0,03	(Led) 14	⚡ 220/240 V, 50/60 Hz	52222



**OVERSHELVES**  
1 Row  
Made of stainless steel.

**SERVİS RAFI**  
1 Sıralı  
Paslanmaz çelik.



**OVERSHELVES**  
2 Rows  
Made of stainless steel.

**SERVİS RAFI**  
2 Sıralı  
Paslanmaz çelik.

1 Row / 1 Sıralı					
Model	Dimension mm	EUR	Gross Kg	Gross m <sup>3</sup>	Ean No 86992344
PGR060	600x350x400	154	6,00	0,09	15852
PGR090	900x350x400	158	7,00	0,13	15869
PGR100	1000x350x400	163	7,40	0,15	15876
PGR110	1100x350x400	167	7,70	0,16	15883
PGR115	1150x350x400	171	8,00	0,17	15890
PGR120	1200x350x400	173	8,20	0,18	15906
PGR140	1470x350x400	185	9,20	0,22	15920
PGR150	1500x350x400	188	9,20	0,22	15937
PGR160	1600x350x400	192	10,20	0,24	15944
PGR180	1800x350x400	203	11,20	0,27	15968
PGR200	2000x350x400	212	12,20	0,30	15982
PGR210	2100x350x400	234	12,70	0,31	15999

2 Rows / 2 Sıralı					
Model	Dimension mm	EUR	Gross Kg	Gross m <sup>3</sup>	Ean No 86992344
PGR060D	600x350x700	276	8,00	0,16	16040
PGR090D	900x350x700	285	10,40	0,23	16057
PGR100D	1000x350x700	289	11,20	0,26	16064
PGR110D	1100x350x700	300	12,00	0,28	16071
PGR115D	1150x350x700	308	12,30	0,30	16088
PGR120D	1200x350x700	312	12,80	0,31	16095
PGR140D	1470x350x700	333	14,80	0,38	16118
PGR150D	1500x350x700	337	15,00	0,39	16125
PGR160D	1600x350x700	345	15,80	0,41	16132
PGR180D	1800x350x700	365	16,80	0,46	16156
PGR200D	2000x350x700	381	17,80	0,51	16170
PGR210D	2100x350x700	421	19,80	0,54	16187

## FOOD DISTRIBUTION AND BANQUET TROLLEYS

## BANKET ARABALARI VE MOBİL BENMARİLER



Fulfills the highest demands of  
thermal insulated  
food transportation needs



Mobilizasyonu sağlamak, lezzeti korumak için  
tasarlanmış ürünler

Dayanıklı, fonksiyonel,  
uzun ömürlü.

Model	Dimension (mm)	Lt	Gross Kg	Gross m <sup>3</sup>	Total Power W	Energy	EUR
<b>BQ0</b>	650/720x900x1100		65	0,62	750	⚡ 220/240 V, 50/60 Hz	<b>1.740</b>



**🇬🇧 BANQUET TROLLEY**

**6xGN 2/1 • Without containers and grids  
Electric • Heated • Digital Thermometer**  
Operating temperature: +30 / +90 °C  
Made of stainless steel.  
With 4 swivel castors.  
Four of them can be locked Ø125mm  
Dimensions include bumpers.  
Disassemble rails  
Easy to clean

No of pairs support rails: 1x6  
Clearance from rail to rail: 110 mm  
EAN 8699234432347

**🇹🇷 BANKET ÜNİTESİ**

**6xGN 2/1 • Konteynersiz ve Izgarasız  
Elektrikli • Isıtmalı • Dijital Termometre**  
Çalışma sıcaklığı: +30 / +90 °C  
Paslanmaz çelikten imal edilmiştir.  
4 adet 360° döner tekerleklidir,  
dördü kilitlenebilir. Ø125mm  
Ölçü köşe tamponları dahildir.  
Sökülebilir raflı  
Kolay temizlenir

Raf sayısı: 1x6  
Raflar arası açıklık: 110 mm  
EAN 8699234432347



Model	Dimension (mm)	Lt	Gross Kg	Gross m <sup>3</sup>	Total Power W	Energy	EUR
<b>BQ15N2</b>	555x775x1520		88	0,75	750	⚡ 220/240 V, 50/60 Hz	<b>1.860</b>



**🇬🇧 BANQUET TROLLEY**

**15xGN 1/1 • Without containers and grids  
Electric • Heated • Digital Thermometer**  
Operating temperature: +30 / +90 °C  
Made of stainless steel.  
With 4 swivel castors.  
Four of them can be locked. Ø125mm  
Dimensions include bumpers.  
Disassemble rails  
Easy to clean.  
No of pairs support rails: 1x15  
Clearance from rail to rail: 70 mm  
EAN 8699234432422



**🇹🇷 BANKET ÜNİTESİ**

**15xGN 1/1 • Konteynersiz ve Izgarasız  
Elektrikli • Isıtmalı • Dijital Termometre**  
Çalışma sıcaklığı: +30 / +90 °C  
Paslanmaz çelikten imal edilmiştir.  
4 adet 360° döner tekerleklidir,  
dördü kilitlenebilir. Ø125mm  
Ölçü köşe tamponları dahildir.  
Sökülebilir raflı  
Kolay temizlenir.  
Raf sayısı: 1x15  
Raflar arası açıklık: 70 mm  
EAN 8699234432422



Model	Dimension (mm)	Lt	Gross Kg	Gross m <sup>3</sup>	Total Power W	Energy	EUR
<b>BQ1N</b>	760x900x1660		125	1,33	2350	⚡ 220/240 V, 50/60 Hz	<b>1.990</b>



**🇬🇧 BANQUET TROLLEY**

**10xGN 2/1 • Without containers and grids**  
**Electric • Heated • Digital Thermometer**  
 Operating temperature: +30 / +90 °C  
 Made of stainless steel.  
 With 4 swivel castors.  
 Four of them can be locked. Ø125mm  
 Dimensions include bumpers.  
 Disassemble rails  
 Easy to clean

No of pairs support rails: 1x10  
 Clearance from rail to rail: 110 mm  
 EAN 8699234432439



**🇹🇷 BANKET ÜNİTESİ**

**10xGN 2/1 • Konteynersiz ve Izgarasız**  
**Elektrikli • Isıtmalı • Dijital Termometre**  
 Çalışma sıcaklığı: +30 / +90 °C  
 Paslanmaz çelikten imal edilmiştir.  
 4 adet 360° döner tekerlekli, dördü kilitlenebilir. Ø125mm  
 Ölçü köşe tamponları dahildir.  
 Sökülebilir rafı  
 Kolay temizlenir

Raf sayısı: 1x10  
 Raflar arası açıklık: 110 mm  
 EAN 8699234432439



Model	Dimension (mm)	Lt	Gross Kg	Gross m <sup>3</sup>	Total Power W	Energy	EUR
<b>BQ2</b>	1350x850x1660		192	2,09	3000	⚡ 220/240 V, 50/60 Hz	<b>3.200</b>



**🇬🇧 BANQUET TROLLEY**

**2x10xGN 2/1 • Without containers and grids**  
**Electric • Heated • Digital Thermometer**  
 Operating temperature: +30 / +90 °C  
 Made of stainless steel.  
 With 4 swivel castors.  
 Four of them can be locked. Ø150mm  
 Dimensions include bumpers.  
 Disassemble rails  
 Easy to clean.

No of pairs support rails: 2x10  
 Clearance from rail to rail: 110 mm  
 EAN 8699234432361



**🇹🇷 BANKET ÜNİTESİ**

**2x10xGN 2/1 • Konteynersiz ve Izgarasız**  
**Elektrikli • Isıtmalı • Dijital Termometre**  
 Çalışma sıcaklığı: +30 / +90 °C  
 Paslanmaz çelikten imal edilmiştir.  
 4 adet 360° döner tekerlekli, dördü kilitlenebilir. Ø150mm  
 Ölçü köşe tamponları dahildir.  
 Sökülebilir rafı  
 Kolay temizlenir.

Raf sayısı: 2x10  
 Raflar arası açıklık: 110 mm  
 EAN 8699234432361





Model	Dimension (mm)	Lt	Gross Kg	Gross m <sup>3</sup>	Total Power W	Energy	EUR
<b>BTEB711M</b>	1150x700x850		67	0,84	2x1000	⚡ 220/240 V, 50/60 Hz	<b>1.592</b>



**🇬🇧 BAINMARIE**

**Electric • with bowl GN 3/1 without container • Digital Thermometer**  
 Operating temperature: +30 / +90 °C  
 Body and panelling made of stainless steel.  
 Controlled by thermostat.  
 With 4 swivel castors.  
 Four of them can be locked. Ø125mm  
 EAN 8699234414398

**🇹🇷 BENMARİ**

**Elektrikli • GN 3/1 Hazneli Küvetsiz • Dijital Termometre**  
 Çalışma sıcaklığı: +30 / +90 °C  
 Gövde ve paneller paslanmaz çeliktir.  
 Termostatik kontrollüdür.  
 4 adet 360° döner tekerleklidir, dördü kilitlenebilir. Ø125mm  
 EAN 8699234414398

One piece moulded bowl / Tek parça pres hazne



Bowl / Hazne



Silicon Heating Element / Silikon Isıtıcı Levha

Model	Dimension (mm)	Lt	Gross Kg	Gross m <sup>3</sup>	Total Power W	Energy	EUR
<b>BTEB714M</b>	1470x700x850		79	1,09	3x1000	⚡ 220/240 V, 50/60 Hz	<b>1.910</b>



**🇬🇧 BAINMARIE**

**Electric • with bowl GN 4/1 without container • Digital Thermometer**  
 Operating temperature: +30 / +90 °C  
 Body and panelling made of stainless steel.  
 Controlled by thermostat.  
 With 4 swivel castors.  
 Four of them can be locked. Ø125mm  
 EAN 8699234414404

**🇹🇷 BENMARİ**

**Elektrikli • GN 4/1 Hazneli Küvetsiz • Dijital Termometre**  
 Çalışma sıcaklığı: +30 / +90 °C  
 Gövde ve paneller paslanmaz çeliktir.  
 Termostatik kontrollüdür.  
 4 adet 360° döner tekerleklidir, dördü kilitlenebilir. Ø125mm  
 EAN 8699234414404

One piece moulded bowl / Tek parça pres hazne



Bowl / Hazne



Silicon Heating Element / Silikon Isıtıcı Levha

Model	Dimension (mm)	Lt	Gross Kg	Gross m <sup>3</sup>	Total Power W	Energy	EUR
<b>BTEB711HM</b>	1150x700x850		80	0,84	2x1000+2000	⚡ 220/240 V, 50/60 Hz	<b>2.078</b>



**🇬🇧 BAINMARIE WITH HOT CUPBOARD**

**Electric**  
with bowl GN/ 3/1 • Digital Thermometer  
without container  
Operating temperature: +30 / +90 °C  
Body and panelling made of stainless steel.  
Controlled by thermostat.  
With 4 swivel castors.  
Four of them can be locked. Ø125mm  
EAN 8699234414213

**🇹🇷 SICAK DOLAPLI BENMARİ**

**Elektrikli**  
GN 3/1 hazneli • Dijital Termometre  
Küvetsiz  
Çalışma sıcaklığı: +30 / +90 °C  
Gövde ve paneller paslanmaz çeliktir.  
Termostatik kontrollüdür.  
4 adet 360° döner tekerleklidir,  
dördü kilitlenebilir. Ø125mm  
EAN 8699234414213

One piece moulded bowl / Tek parça pres hazne



Bowl / Hazne



Silicon Heating Element / Silikon Isıtıcı Levha

Model	Dimension (mm)	Lt	Gross Kg	Gross m <sup>3</sup>	Total Power W	Energy	EUR
<b>BTEB714HM</b>	1470x700x850		110	1,08	3x1000+2000	⚡ 220/240 V, 50/60 Hz	<b>2.301</b>



**🇬🇧 BAINMARIE WITH HOT CUPBOARD**

**Electric**  
with bowl GN/ 4/1 • Digital Thermometer  
without container  
Operating temperature: +30 / +90 °C  
Body and panelling made of stainless steel.  
Controlled by thermostat.  
With 4 swivel castors.  
Four of them can be locked. Ø125mm  
EAN 8699234414220

**🇹🇷 SICAK DOLAPLI BENMARİ**

**Elektrikli**  
GN 4/1 hazneli • Dijital Termometre  
Küvetsiz  
Çalışma sıcaklığı: +30 / +90 °C  
Gövde ve paneller paslanmaz çeliktir.  
Termostatik kontrollüdür.  
4 adet 360° döner tekerleklidir,  
dördü kilitlenebilir. Ø125mm  
EAN 8699234414220

One piece moulded bowl / Tek parça pres hazne



Bowl / Hazne



Silicon Heating Element / Silikon Isıtıcı Levha

Model	Dimension (mm)	Lt	Gross Kg	Gross m <sup>3</sup>	Total Power W	Energy	EUR
HPL131	480x460x900		36	0,31	750	⚡ 220/240 V, 50/60 Hz	730
HPL232	890x460x900		59	0,53	2x750	⚡ 220/240 V, 50/60 Hz	1.015



#### 🇬🇧 PLATE LIFTER (HEATED)

**Electric • Without dishes**  
 Operating temperature: +30 / +90 °C  
 Made of stainless steel.  
 Designed for carrying dishes.  
 With 4 swivel castors,  
 two of them can be locked. Ø125 mm  
 Dimensions include bumpers.  
 Dish Capacity: 2x50 pcs  
 Diameter of dish: 240-300 mm  
 EAN 8699234432316

#### 🇹🇷 TABAK OTOMATI (ISITMALI)

**Elektrikli • Tabaksız**  
 Çalışma sıcaklığı: +30 / +90 °C  
 Paslanmaz çelikten imal edilmiştir.  
 Tabak taşımak için dizayn edilmiştir.  
 4 adet tekerlekli, iki kilitlenebilir, Ø125 mm  
 Ölçü köşe tamponları dahildir.  
 Tabak Kapasite: 2x50 adet  
 Tabak Çapı: 240-300 mm  
 EAN 8699234432316



Model	Dimension (mm)	Lt	Gross Kg	Gross m <sup>3</sup>	Total Power W	Energy	EUR
HPL432	890x860x900		65	0,93	4x750	⚡ 220/240 V, 50/60 Hz	1.511

#### 🇬🇧 PLATE LIFTER (HEATED)

**Electric • Without dishes**  
 Operating temperature: +30 / +90 °C  
 Made of stainless steel.  
 With 4 swivel castors,  
 two of them can be locked. Ø125 mm  
 Dimensions include bumpers.  
 Dish Capacity: 4x50 pcs  
 Diameter of dish: 240-300 mm  
 EAN 8699234432262

#### 🇹🇷 TABAK OTOMATI (ISITMALI)

**Elektrikli • Tabaksız**  
 Çalışma sıcaklığı: +30 / +90 °C  
 Paslanmaz çelikten imal edilmiştir.  
 4 adet tekerlekli, iki kilitlenebilir, Ø125 mm  
 Ölçü köşe tamponları dahildir.  
 Tabak Kapasite: 4x50 adet  
 Tabak Çapı: 240-300 mm  
 EAN 8699234432262



Model	Dimension (mm)	Lt	Gross Kg	Gross m <sup>3</sup>	Total Power W	Energy	EUR
<b>MHBK55</b>	790x670x900		55	0,63	2350	 220/240 V, 50/60 Hz	<b>963</b>

**🇬🇧 BASKET LIFTER****Electric • Without basket**

Operating temperature: +30 / +90 °C

Made of stainless steel.

Designed for carrying basket.

With 4 swivel castors,

two of them can be locked.

External dimensions include bumpers.

Platform: 535x510 mm

EAN 8699234432286

**🇹🇷 BASKET OTOMATI****Elektrikli • Basketsiz**

Çalışma sıcaklığı: +30 / +90 °C

Paslanmaz çelikten imal edilmiştir.

Basket taşımak için dizayn edilmiştir.

4 adet tekerlekli, iki

iki kilitlenebilir.

Ölçü köşe tamponları dahildir.

Platform dimension: 535x510 mm

EAN 8699234432286

DAĐITIM VE TOPLAMA ARABALARI

SERVING AND CLEARING TROLLEYS



Model	Dimension (mm)	Lt	Gross Kg	Gross m <sup>3</sup>	Total Power W	Energy	EUR
<b>MTR55</b>	550x570x900		27	0,36			<b>647</b>



#### TRAY LIFTER

*Made of stainless steel.  
Designed for carrying trays  
(for tray 530x370 mm).  
With 4 swivel castors,  
two of them can be locked. Ø 125 mm  
EAN 8699234432170*

#### TEPSİ OTOMATI

Paslanmaz çelikten imal edilmiştir.  
Tepsi taşımak için dizayn edilmiştir  
(530x370 mm tepsi için).  
4 adet tekerleklidir,  
ikisi kilitlenebilir. Ø 125 mm  
EAN 8699234432170

Model	Dimension (mm)	Lt	Gross Kg	Gross m <sup>3</sup>	Total Power W	Energy	EUR
<b>MTCD55</b>	550x570x900/1300		34	0,36			<b>691</b>



#### TRAY LIFTER

*With cutlery dispenser  
Made of stainless steel.  
Designed for carrying trays  
(for tray 530x370 mm).  
With 4 swivel castors,  
two of them can be locked. Ø 125 mm  
EAN 8699234432187*

#### TEPSİ OTOMATI

**Kuverli**  
Paslanmaz çelikten imal edilmiştir.  
Tepsi taşımak için dizayn edilmiştir  
(530x370 mm tepsi için).  
4 adet tekerleklidir,  
ikisi kilitlenebilir. Ø 125 mm  
EAN 8699234432187

Model	Dimension (mm)	Lt	Gross Kg	Gross m <sup>3</sup>	Total Power W	Energy	EUR
<b>WT50</b>	Ø 400x500	48	7,5	0,13			<b>203</b>



**MOBILE REFUSE BIN**

*Made of stainless steel  
Cylindric container with handle and lid  
With 4 swivel castors .  
EAN 8699234431852*

**ÇÖP ARABASI**

Paslanmaz çelikten imal edilmiştir.  
Silindirik olup, saplıdır. Kapaklıdır.  
4 adet döner tekerleklidir.  
EAN 8699234431852

Model	Dimension (mm)	Lt	Gross Kg	Gross m <sup>3</sup>	Total Power W	Energy	EUR
<b>WT48</b>	Ø 390x585	48	9	0,11			<b>280</b>



**MOBILE REFUSE BIN**

*Made of stainless steel  
Cylindric container with handle and lid  
Foot operated and includes 2 castors.  
EAN 8699234439193*

**ÇÖP ARABASI**

Paslanmaz çelikten imal edilmiştir.  
Silindirik olup, saplıdır. Kapaklıdır.  
Pedallıdır ve 2 tekerleklidir.  
EAN 8699234439193

Model	Dimension (mm)	Lt	Gross Kg	Gross m <sup>3</sup>	Total Power W	Energy	EUR
<b>WT95</b>	Ø 450x685	90	12	0,17			<b>330</b>



**MOBILE REFUSE BIN**

*Made of stainless steel  
Cylindric container with handle and lid  
Foot operated and includes 2 castors.  
EAN 8699234439209*

**ÇÖP ARABASI**

Paslanmaz çelikten imal edilmiştir.  
Silindirik olup, saplıdır. Kapaklıdır.  
Pedallıdır ve 2 tekerleklidir.  
EAN 8699234439209



Model	Dimension (mm)	Lt	Gross Kg	Gross m <sup>3</sup>	Total Power W	Energy	EUR
<b>C102</b>	920x600x945		12	0,07			<b>190</b>



### 🇬🇧 SERVICE TROLLEY WITH 2 SHELVES

Made of stainless steel  
4 swivel castors (2 with brakes)  
Carrying capacity approx.: 100 kg  
Shelf size approx.: W 830 x D 510 mm  
Distance between shelves approx. 570 mm  
EAN 8699234444784

### 🇹🇷 2 KATLI SERVİS ARABASI

Paslanmaz çelikten üretilmiştir  
2 si frenli 2 si serbest 4 tekerlekli dir.  
Yaklaşık yük taşıma kapasitesi: 100 kg  
Raf ölçüsü: W 830 x D 510 mm  
Raf arası yükseklik: 570 mm  
EAN 8699234444784

**DEMONTE  
DISASSEMBLE**



Model	Dimension (mm)	Lt	Gross Kg	Gross m <sup>3</sup>	Total Power W	Energy	EUR
<b>C103</b>	920x600x945		14	0,08			<b>220</b>



### 🇬🇧 SERVICE TROLLEY WITH 3 SHELVES

Made of stainless steel  
4 swivel castors (2 with brakes)  
Carrying capacity approx.: 120 kg  
Shelf size approx.: W 830 x D 510 mm  
Distance between shelves approx. 275 mm  
EAN 8699234444791

### 🇹🇷 3 KATLI SERVİS ARABASI

Paslanmaz çelikten üretilmiştir  
2 si frenli 2 si serbest 4 tekerlekli dir.  
Yaklaşık yük taşıma kapasitesi: 120 kg  
Raf ölçüsü: W 830 x D 510 mm  
Raf arası yükseklik: 275 mm  
EAN 8699234444791

**DEMONTE  
DISASSEMBLE**





Model	Dimension (mm)	Lt	Gross Kg	Gross m <sup>3</sup>	Total Power W	Energy	EUR
<b>C103D</b>	920x600x990		15	0,10			<b>275</b>



**UK SERVICE TROLLEY WITH 2 SHELVES AND 1 DEEP CLEARING BASIN**

Made of stainless steel  
4 swivel castors (2 with brakes)  
Carrying capacity approx.: 120 kg  
Shelf size approx.: W 830 x D 510 mm  
Depth of top basin: 100 mm  
Distance between shelves approx. 265 mm  
EAN 8699234444821

**TR 2 RAFLI VE 1 DERİN HAVUZLU SERVİS ARABASI**

Paslanmaz çelikten üretilmiştir  
2 si frenli 2 si serbest 4 tekerleklidir  
Yaklaşık yük taşıma kapasitesi.: 120 kg  
Raf ölçüsü.: W 830 x D 510 mm  
Üst hazne derinliği: 100 mm  
Raflar arası yükseklik. 265 mm  
EAN 8699234444821

**DEMONTE  
DISASSEMBLE**



Model	Dimension (mm)	Lt	Gross Kg	Gross m <sup>3</sup>	Total Power W	Energy	EUR
<b>C609 (C501)</b>	880x580x930		18	0,11			<b>360</b>



**UK PLATFORM TROLLEY**

Made of stainless steel  
4 swivel castors (2 with brakes)  
Carrying capacity approx.: 200 kg  
Shelf size approx.: W 940 x D 560 mm  
EAN 8699234446498

**TR PLATFORM TAŞIMA ARABASI**

Paslanmaz çelikten üretilmiştir  
2 si frenli 2 si serbest 4 tekerleklidir  
Yaklaşık yük taşıma kapasitesi.: 200 kg  
Raf ölçüsü.: W 940 x D 560 mm  
EAN 8699234446498

**DEMONTE  
DISASSEMBLE**



Model	Dimension (mm)	Lt	Gross Kg	Gross m <sup>3</sup>	Total Power W	Energy	EUR
<b>MBA55</b>	550x550x250/850		15	0,26			<b>272</b>

#### 🇬🇧 RACK TROLLEY

Without basket  
 Made of stainless steel.  
 With 4 swivel castors. Ø125 mm  
 Direction handle in stainless steel tube.  
 EAN 8699234431944



#### 🇹🇷 BASKET ARABASI

Basketsiz  
 Paslanmaz çelikten imal edilmiştir.  
 Dört adet döner tekerleklidir. Ø125 mm  
 Kulp paslanmaz çelik boru şeklindedir  
 EAN 8699234431944

Model	Dimension (mm)	Lt	Gross Kg	Gross m <sup>3</sup>	Total Power W	Energy	EUR
<b>MP60</b>	600x600x500/850		19	0,32			<b>402</b>
<b>MP80</b>	800x600x500/850		19	0,41			<b>412</b>

#### 🇬🇧 PLATFORM TROLLEY

Made of stainless steel.  
 With 4 swivel castors. Ø125 mm  
 Two of them can be locked.  
 MP60 EAN 8699234431951  
 MP80 EAN 8699234431968



#### 🇹🇷 KAZAN TAŞIMA

Paslanmaz çelikten imal edilmiştir.  
 Dört adet döner tekerleklidir. Ø125 mm  
 İki kisi kilitlenebilir.  
 MP60 EAN 8699234431951  
 MP80 EAN 8699234431968

Model	Dimension (mm)	Lt	Gross Kg	Gross m <sup>3</sup>	Total Power W	Energy	EUR
<b>MFS1</b>	535x540x420	60	10	0,17			<b>379</b>



**🇬🇧 FLOUR AND SUGAR TROLLEY**

*Made of stainless steel.  
With lid.  
With 4 swivel castors.  
EAN 8699234431906*

**🇹🇷 UN - ŞEKER ARABASI**

Paslanmaz çelikten yapılmıştır.  
Kapaklıdır.  
4 adet döner tekerleklidir.  
EAN 8699234431906

Model	Dimension (mm)	Lt	Gross Kg	Gross m <sup>3</sup>	Total Power W	Energy	EUR
<b>MFS2</b>	735x540x530	140	15	0,23			<b>439</b>



**🇬🇧 FLOUR AND SUGAR TROLLEY**

*Made of stainless steel.  
With lid.  
With 4 swivel castors.  
Bowl: 700x500x400 mm  
EAN 8699234431913*

**🇹🇷 UN - ŞEKER ARABASI**

Paslanmaz çelikten yapılmıştır.  
Kapaklıdır.  
4 adet döner tekerleklidir.  
Hazne: 700x500x400 mm  
EAN 8699234431913

Model	Dimension (mm)	Lt	Gross Kg	Gross m <sup>3</sup>	Total Power W	Energy	EUR
<b>MV68</b>	600x500x850	90	17,50	0,24			<b>516</b>

#### 🇬🇧 VEGETABLE WASHING TROLLEY

Made of stainless steel.  
With 4 swivel castors. Ø125 mm  
Two of them can be locked.  
Bowl: 600x500x300 mm  
Drainage tap  
EAN 8699234432033



#### 🇹🇷 SEBZE YIKAMA

Paslanmaz çelikten imal edilmiştir.  
Dört adet döner tekerleklidir. Ø125 mm  
İkisi kilitlenebilir.  
Hazne: 600x500x300 mm  
Boşaltma vanalı  
EAN 8699234432033

Model	Dimension (mm)	Lt	Gross Kg	Gross m <sup>3</sup>	Total Power W	Energy	EUR
<b>MCPL200</b>	900x500x800		21	0,32			<b>600</b>

#### 🇬🇧 PLATE TROLLEY

Made of stainless steel.  
Designed for carrying dishes.  
With 4 swivel castors.  
Two of them can be locked. Ø125 mm  
External dimensions included in corner bumpers.  
MCPL200 EAN 8699234432156  
MCPL400 EAN 8699234432163



#### 🇹🇷 TABAK TAŞIMA ARABASI

Paslanmaz çelikten imal edilmiştir.  
Tabak taşımak için dizayn edilmiştir.  
4 adet tekerleklidir  
İkisi kilitlenebilir. Ø125 mm  
Ölçü köşe tamponları dahildir.  
MCPL200 EAN 8699234432156  
MCPL400 EAN 8699234432163

Model	Dimension (mm)	Lt	Gross Kg	Gross m <sup>3</sup>	Total Power W	Energy	EUR
<b>C115</b>	385x550x1890		19	0,08			<b>360</b>
<b>C215M1</b>	590x470x1890		19	0,08			<b>410</b>
<b>C215</b>	490x620x1890		19	0,08			<b>410</b>




(C115 - C215)

### GN CONTAINER TROLLEY

Made of stainless steel  
For transporting up to 15 GN 1/1 containers,  
65 mm deep  
Suitable for GN 1/1, 1/2, 1/3 and 2/3  
Distance between slots 80 mm  
4 rubber-wheeled swivel castors, Ø 100 mm,  
2 with brakes  
Maximum carrying capacity: 80 kg  
C115 EAN 8699234444807  
C215M1 EAN 8699234445972  
C215 EAN 8699234444814

For GN 1/1  
GN 1/1 için

For GN 2/1  
GN 2/1 için

**C115****C215M1****C215**

Tray / Tepsi

600  
400

**DEMONTÉ  
DISASSEMBLE**



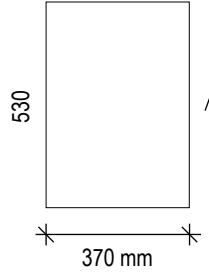
(C215M1)

Model	Dimension (mm)	Lt	Gross Kg	Gross m <sup>3</sup>	Total Power W	Energy	EUR
TT1112A	450x550x1650		22	0,13			412



#### TRAY TROLLEY

**for 1x12 - 530x370 mm tray**  
 Made of stainless steel.  
 Designed for carrying trays.  
 With 4 swivel castors,  
 two of them can be locked. Ø 125 mm  
 Dimensions include bumpers.  
 Without tray  
 No of pairs of support rails: 12  
 Clearance from rail to rail: 110 mm  
 EAN 8699234432460



#### TEPSİ TOPLAMA ARABASI

**1x12 - 530x370 mm tepsi için**  
 Paslanmaz çelikten imal edilmiştir.  
 Tepsi taşımak için dizayn edilmiştir.  
 4 adet tekerlekli, iki kilitlenebilir. Ø 125 mm  
 Ölçü köşe tamponları dahildir.  
 Tepsiler hariç  
 Raf sayısı: 12  
 Raflar arası açıklık: 110 mm  
 EAN 8699234432460

for / için



**DEMONTE  
DISASSEMBLE**




Model	Dimension (mm)	Lt	Gross Kg	Gross m <sup>3</sup>	Total Power W	Energy	EUR
TT1212A	850x550x1650		36	0,19			639



#### TRAY TROLLEY

**for 2x12 - 530x370 mm tray**  
 Made of stainless steel.  
 Designed for carrying trays.  
 With 4 swivel castors,  
 two of them can be locked. Ø 125 mm  
 Dimensions include bumpers.  
 No of pairs of support rails: 12  
 Clearance from rail to rail: 80 mm  
 EAN 8699234432477



#### TEPSİ TOPLAMA ARABASI

**2x12 - 530x370 mm tepsi için**  
 Paslanmaz çelikten imal edilmiştir.  
 Tepsi taşımak için dizayn edilmiştir.  
 4 adet tekerlekli, iki kilitlenebilir. Ø 125 mm  
 Ölçü köşe tamponları dahildir.  
 Raf sayısı: 12  
 Raflar arası açıklık: 80 mm  
 EAN 8699234432477

for / için



**DEMONTE  
DISASSEMBLE**



Model	Dimension (mm)	Lt	Gross Kg	Gross m <sup>3</sup>	Total Power W	Energy	EUR
KT2118A	590x665x1660		25	0,18			526



### CONTAINER TROLLEY

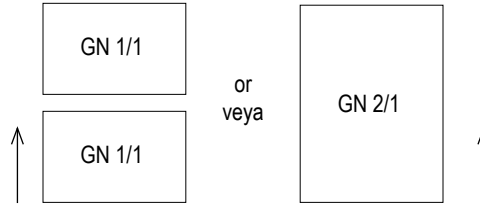
**for GN2/1 and GN1/1**  
 Made of stainless steel.  
 Designed for carrying containers.  
 With 4 swivel castors,  
 two of them can be locked. Ø 125 mm  
 Dimensions include bumpers.  
 No of pairs of support rails: 18  
 Clearance from rail to rail: 80 mm  
 EAN 8699234432484

### KÜVET ARABASI

**GN2/1 ve GN1/1 için**  
 Paslanmaz çelikten imal edilmiştir.  
 Küvet taşımak için dizayn edilmiştir.  
 4 adet tekerleklidir,  
 ikisi kilitlenebilir. Ø 125 mm  
 Ölçü köşe tamponları dahildir.  
 Raf sayısı: 18  
 Raf arası açıklık: 80 mm  
 EAN 8699234432484



for / için



**DEMONTE  
DISASSEMBLE**



Model	Dimension (mm)	Lt	Gross Kg	Gross m <sup>3</sup>	Total Power W	Energy	EUR
SLF30	460x630x1660		27	0,19			516

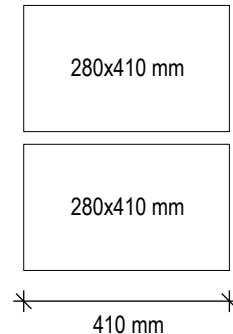


### SELF SERVICE TRAY TROLLEY

**for 280x410 mm tray**  
 Made of stainless steel.  
 Designed for carrying trays.  
 With 4 swivel castors,  
 two of them can be locked. Ø 125 mm  
 No of pairs support rails: 15  
 Clearance from rail to rail: 80 mm  
 EAN 8699234432507

### SELF SERVİS TEPŞİ TOPLAMA ARABASI

**280x410 mm tepşi için**  
 Paslanmaz çelikten imal edilmiştir.  
 Tepşi taşımak için dizayn edilmiştir.  
 4 adet tekerleklidir,  
 ikisi kilitlenebilir. Ø 125 mm  
 Raf sayısı: 15  
 Raf arası açıklık: 80 mm  
 EAN 8699234432507



for / için



**DEMONTE  
DISASSEMBLE**

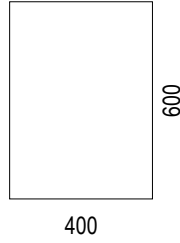


Model	Dimension (mm)	Lt	Gross Kg	Gross m <sup>3</sup>	Total Power W	Energy	EUR
<b>PT604</b>	460x630x1660		23	0,13			<b>516</b>



#### 🇬🇧 PASTRY TRAY TROLLEY

**for 400x600 mm tray**  
 Made of stainless steel.  
 Designed for carrying trays.  
 With 4 swivel castors,  
 two of them can be locked. Ø 125 mm  
 No of pairs support rails: 15  
 Clearance from rail to rail: 80 mm  
 EAN 8699234432521



#### 🇹🇷 PATİSERİ TEPŞİ TOPLAMA ARABASI

**400x600 mm tepşi için**  
 Paslanmaz çelikten imal edilmiştir.  
 Tepşi taşımak için dizayn edilmiştir.  
 4 adet tekerlekli, ikisi kilitlenebilir. Ø 125 mm  
 Raf sayısı: 15  
 Raflar arası açıklık: 80 mm  
 EAN 8699234432521

for / için



**DEMONTÉ  
DISASSEMBLE**



Model	Dimension (mm)	Lt	Gross Kg	Gross m <sup>3</sup>	Total Power W	Energy	EUR
<b>MB55</b>	560x550x1600		15	0,12			<b>474</b>



#### 🇬🇧 BASKET TROLLEY

**for 500x500x100 mm basket**  
 Made of stainless steel.  
 Designed for carrying trays.  
 With 4 swivel castors,  
 two of them can be locked. Ø125 mm  
 Dimensions include bumpers.  
 No of pairs support rails: 10  
 Clearance from rail to rail: 140 mm  
 EAN 8699234431975

#### 🇹🇷 BASKET İSTİF ARABASI

**500x500x100 mm basket için**  
 Paslanmaz çelikten imal edilmiştir.  
 Basket taşımak için dizayn edilmiştir.  
 4 adet tekerlekli, ikisi kilitlenebilir. Ø125 mm  
 Ölçü köşe tamponları dahildir.  
 Raf sayısı: 10  
 Raflar arası açıklık: 140mm  
 EAN 8699234431975

for / için





# INOX FABRICATIONS

## PASLANMAZ ÇELİK ÜRÜNLER



Carefully manufactured robust products creating productive and flexible preparation areas.

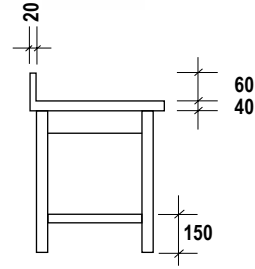


Hazırlık, temizlik, depolama fonksiyonları sunan profesyonel mutfak ürünleri.



**WORK TABLE**  
With bottom shelf - With rear upstand  
Made of stainless steel  
Adjustable feet.

**ÇALIŞMA TEZGAHI**  
Alt rafı - Arkası Sırtlı  
Paslanmaz çelikten imal edilmiştir.  
Ayarlanabilir ayaklıdır.



**DEMONTÉ  
DISASSEMBLE**



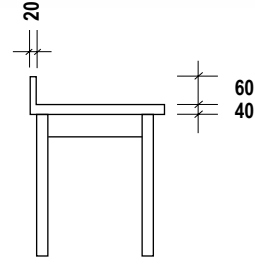
600 mm					
Model	Dimension mm	EUR	Gross Kg	Gross m <sup>3</sup>	Ean No 86992344
TA606D	600x600x850	325	21	0,12	17382
TA607D	700x600x850	336	24	0,11	17399
TA608D	800x600x850	351	25	0,12	17405
TA609D	900x600x850	365	27	0,12	17414
TA610D	1000x600x850	373	30	0,14	17429
TA611D	1100x600x850	390	32	0,15	17436
TA612D	1200x600x850	407	34	0,17	17443
TA613D	1300x600x850	426	36	0,18	17450
TA614D	1400x600x850	442	38	0,19	17467
TA615D	1500x600x850	469	40	0,20	17474
TA616D	1600x600x850	477	42	0,22	17481
TA617D	1700x600x850	498	44	0,23	17498
TA618D	1800x600x850	510	46	0,24	17504
TA619D	1900x600x850	534	48	0,26	17511
TA620D	2000x600x850	546	50	0,27	17528

700 mm					
Model	Dimension mm	EUR	Gross Kg	Gross m <sup>3</sup>	Ean No 86992344
TA706D	600x700x850	343	23	0,13	17627
TA707D	700x700x850	358	27	0,13	17634
TA708D	800x700x850	368	30	0,13	17641
TA709D	900x700x850	379	30	0,14	17658
TA710D	1000x700x850	398	32	0,16	17665
TA711D	1100x700x850	415	36	0,17	17672
TA712D	1200x700x850	437	38	0,19	17689
TA713D	1300x700x850	455	32	0,21	17696
TA714D	1400x700x850	495	42	0,24	17702
TA715D	1500x700x850	495	45	0,24	17719
TA716D	1600x700x850	514	47	0,26	17726
TA717D	1700x700x850	544	53	0,27	17733
TA718D	1800x700x850	554	52	0,29	17740
TA719D	1900x700x850	570	59	0,30	17757
TA720D	2000x700x850	593	57	0,32	17764



**WORK TABLE**  
Without bottom shelf - With rear upstand  
Made of stainless steel  
Adjustable feet.

**ÇALIŞMA TEZGAHI**  
Alt rafsız - Arkası Sırtlı  
Paslanmaz çelikten imal edilmiştir.  
Ayarlanabilir ayaklıdır.



**DEMONTE  
DISASSEMBLE**



600 mm					
Model	Dimension mm	EUR	Gross Kg	Gross m <sup>3</sup>	Ean No 86992344
TA606B	600x600x850	260		0,11	16897
TA607B	700x600x850	267		0,11	16903
TA608B	800x600x850	274		0,12	16910
TA609B	900x600x850	281		0,12	16927
TA610B	1000x600x850	298		0,14	16934
TA611B	1100x600x850	311		0,15	16941
TA612B	1200x600x850	326		0,17	16958
TA613B	1300x600x850	340		0,18	16965
TA614B	1400x600x850	354		0,19	16972
TA615B	1500x600x850	375		0,20	16989
TA616B	1600x600x850	392		0,22	16996
TA617B	1700x600x850	405		0,23	17009
TA618B	1800x600x850	430		0,24	17016
TA619B	1900x600x850	440		0,26	17023
TA620B	2000x600x850	462		0,27	17030

700 mm					
Model	Dimension mm	EUR	Gross Kg	Gross m <sup>3</sup>	Ean No 86992344
TA706B	600x700x850	274		0,13	17146
TA707B	700x700x850	286		0,13	17153
TA708B	800x700x850	308		0,13	17160
TA709B	900x700x850	314		0,14	17177
TA710B	1000x700x850	319		0,16	17184
TA711B	1100x700x850	339		0,17	17191
TA712B	1200x700x850	357		0,19	17207
TA713B	1300x700x850	375		0,21	17214
TA714B	1400x700x850	392		0,24	17221
TA715B	1500x700x850	396		0,24	17238
TA716B	1600x700x850	413		0,26	17245
TA717B	1700x700x850	441		0,27	17252
TA718B	1800x700x850	442		0,29	17269
TA719B	1900x700x850	465		0,30	17276
TA720B	2000x700x850	492		0,32	17283



### WORK TABLE

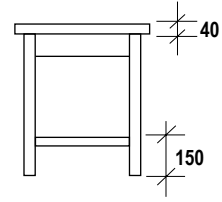
With bottom shelf - Without rear upstand

Made of stainless steel  
Adjustable feet.

### ÇALIŞMA TEZGAHI

Alt rafli - Arkası Sırsız

Paslanmaz çelikten imal edilmiştir.  
Ayarlanabilir ayaklıdır.



**DEMONTE  
DISASSEMBLE**



600 mm					
Model	Dimension mm	EUR	Gross Kg	Gross m <sup>3</sup>	Ean No 86992344
TA606DS	600x600x850	325	21	0,11	44845
TA607DS	700x600x850	336	24	0,11	44852
TA608DS	800x600x850	351	25	0,12	44869
TA609DS	900x600x850	365	27	0,12	44876
TA610DS	1000x600x850	373	30	0,14	44883
TA611DS	1100x600x850	390	32	0,15	44890
TA612DS	1200x600x850	407	34	0,17	44906
TA613DS	1300x600x850	426	36	0,18	44913
TA614DS	1400x600x850	442	38	0,19	44920
TA615DS	1500x600x850	469	40	0,20	44937
TA616DS	1600x600x850	477	42	0,22	44944
TA617DS	1700x600x850	498	44	0,23	44951
TA618DS	1800x600x850	510	46	0,24	44968
TA619DS	1900x600x850	534	48	0,26	44975
TA620DS	2000x600x850	546	50	0,27	44982

700 mm					
Model	Dimension mm	EUR	Gross Kg	Gross m <sup>3</sup>	Ean No 86992344
TA706DS	600x700x850	343	23	0,13	45088
TA707DS	700x700x850	358	27	0,13	45095
TA708DS	800x700x850	368	30	0,13	45101
TA709DS	900x700x850	379	30	0,14	45118
TA710DS	1000x700x850	398	32	0,16	45125
TA711DS	1100x700x850	415	36	0,17	45132
TA712DS	1200x700x850	437	38	0,19	45149
TA713DS	1300x700x850	455	32	0,21	45156
TA714DS	1400x700x850	495	42	0,24	45163
TA715DS	1500x700x850	495	45	0,24	45170
TA716DS	1600x700x850	514	47	0,26	45187
TA717DS	1700x700x850	544	53	0,27	45194
TA718DS	1800x700x850	554	52	0,29	45200
TA719DS	1900x700x850	570	59	0,30	45217
TA720DS	2000x700x850	593	57	0,32	45224



**WORK TABLE**

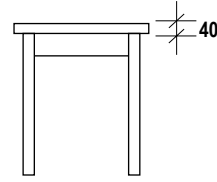
Without bottom shelf - Without rear upstand

Made of stainless steel  
Adjustable feet.

**ÇALIŞMA TEZGAHI**

Alt rafsız - Arkası Sırsız

Paslanmaz çelikten imal edilmiştir.  
Ayarlanabilir ayaklıdır.



**DEMONTE  
DISASSEMBLE**



600 mm					
Model	Dimension mm	EUR	Gross Kg	Gross m <sup>3</sup>	Ean No 86992344
TA606BS	600x600x850	260		0,11	17337
TA607BS	700x600x850	267		0,11	17344
TA608BS	800x600x850	274		0,12	17351
TA609BS	900x600x850	281		0,12	17368
TA610BS	1000x600x850	298		0,14	17375
TA611BS	1100x600x850	311		0,15	17115
TA612BS	1200x600x850	326		0,17	17085
TA613BS	1300x600x850	340		0,18	17139
TA614BS	1400x600x850	354		0,19	17092
TA615BS	1500x600x850	375		0,20	17818
TA616BS	1600x600x850	392		0,22	17825
TA617BS	1700x600x850	405		0,23	17832
TA618BS	1800x600x850	430		0,24	17849
TA619BS	1900x600x850	440		0,26	17856
TA620BS	2000x600x850	462		0,27	17108

700 mm					
Model	Dimension (mm)	EUR	Gross Kg	Gross m <sup>3</sup>	Ean No 86992344
TA706BS	600x700x850	274		0,13	17948
TA707BS	700x700x850	286		0,13	17955
TA708BS	800x700x850	294		0,13	17962
TA709BS	900x700x850	308		0,14	17979
TA710BS	1000x700x850	319		0,16	17986
TA711BS	1100x700x850	339		0,17	18068
TA712BS	1200x700x850	357		0,19	18075
TA713BS	1300x700x850	375		0,21	18082
TA714BS	1400x700x850	392		0,24	18099
TA715BS	1500x700x850	396		0,24	18105
TA716BS	1600x700x850	413		0,26	18112
TA717BS	1700x700x850	441		0,27	18129
TA718BS	1800x700x850	442		0,29	18259
TA719BS	1900x700x850	465		0,30	18273
TA720BS	2000x700x850	492		0,32	18266



**MIDDLE SHELF**

For work tables

Made of stainless steel

**ARA RAF**

Çalışma Tezgahları için

Paslanmaz çelikten imal edilmiştir.

**DEMONTE  
DISASSEMBLE**



480 mm					
Model	Dimension mm	EUR	Gross Kg	Gross m <sup>3</sup>	Ean No 86992344
ES606	595x480x40	75		0,01	22577
ES607	695x480x40	79		0,02	22584
ES608	795x480x40	81		0,02	22591
ES609	895x480x40	84		0,02	22607
ES610	995x480x40	89		0,02	22614
ES612	1195x480x40	94		0,03	22638
ES613	1295x480x40	97		0,03	13599
ES614	1395x480x40	99		0,03	22652
ES615	1495x480x40	104		0,04	22669
ES616	1595x480x40	134		0,04	22676
ES617	1695x480x40	139		0,04	13605
ES618	1795x480x40	144		0,04	22690
ES619	1895x480x40	149		0,04	13612
ES620	1995x480x40	155		0,05	22713

580 mm					
Model	Dimension mm	EUR	Gross Kg	Gross m <sup>3</sup>	Ean No 86992344
ES706	595x580x40	79		0,02	22768
ES707	695x580x40	82		0,02	22775
ES708	795x580x40	85		0,02	22782
ES709	895x580x40	86		0,03	22799
ES710	995x580x40	90		0,03	22805
ES712	1195x580x40	97		0,04	22829
ES713	1295x580x40	101		0,04	13629
ES714	1395x580x40	105		0,04	22843
ES715	1495x580x40	144		0,04	22850
ES716	1595x580x40	149		0,05	22867
ES717	1695x580x40	158		0,05	13636
ES718	1795x580x40	165		0,05	22881
ES719	1895x580x40	173		0,05	13681
ES720	1995x580x40	180		0,06	22904



**DRAWER**

GN 1/1

Made of stainless steel

**ÇEKMECE**

GN 1/1

Paslanmaz çelikten imal edilmiştir.

**DEMONTÉ  
DISASSEMBLE**



**GN 1/1 DRAWER / GN 1/1 ÇEKMECE**

Model	Dimension mm	EUR	Gross Kg	Gross m <sup>3</sup>	Ean No
DW61	390x570x160	<b>268</b>	12	0,04	22492
DW71	390x670x160	<b>278</b>	13	0,05	22508



**DRAWER**

Set of 3 Drawers (3 x GN 1/1)

Made of stainless steel

**ÇEKMECE**

Blok 3 Çekmece (3 x GN 1/1)

Paslanmaz çelikten imal edilmiştir.

**DEMONTÉ  
DISASSEMBLE**



**3xGN 1/1 DRAWER / 3xGN 1/1 ÇEKMECE**

Model	Dimension mm	EUR	Gross Kg	Gross m <sup>3</sup>	Ean No
DWS61	390x570x510	<b>680</b>	23	0,12	22478
DWS71	390x670x510	<b>700</b>	24	0,14	22485





### WORK TABLE MOBILE

With bottom shelf

Made of stainless steel

4 swivel castors, Ø 125 mm. 2 of them with brakes

### HAREKETLİ TEZGAH

Alt raflı

Paslanmaz çelikten imal edilmiştir.

4 tekerleklidir, Ø 125 mm. Tekerleklerin ikisi frenlidir.

DEMONTE  
DISASSEMBLE



600 mm					
Model	Dimension mm	EUR	Gross Kg	Gross m <sup>3</sup>	Ean No 86992344
MT609	900x600x850	454	32	0,13	17870
MT610	1000x600x850	467	30	0,14	17887
MT612	1200x600x850	504	33	0,16	17894
MT614	1400x600x850	540	36	0,19	17900
MT616	1600x600x850	573	39	0,22	17917
MT618	1800x600x850	598	42	0,24	17924

700 mm					
Model	Dimension mm	EUR	Gross Kg	Gross m <sup>3</sup>	Ean No 86992344
MT709	900x700x850	464	30	0,14	17993
MT710	1000x700x850	492	32	0,16	18006
MT712	1200x700x850	540	35	0,19	18013
MT714	1400x700x850	586	38	0,22	18020
MT716	1600x700x850	631	41	0,25	18037
MT718	1800x700x850	676	44	0,28	18044



**MARBLE WORK TABLE**

With bottom shelf  
With rear upstand  
Made of stainless steel  
except work top  
Adjustable feet.

**MERMER TEZGAH**

Alt Raflı - Arkası Sırtlı  
Üst tabla hariç,  
Paslanmaz çelikten imal edilmiştir.  
Ayarlanabilir ayaklıdır.

**MARBLE WORK TABLE**

Without bottom shelf  
With rear upstand  
Made of stainless steel  
except work top  
Adjustable feet.

**MERMER TEZGAH**

Alt Rafsız - Arkası Sırtlı  
Üst tabla hariç,  
Paslanmaz çelikten imal edilmiştir.  
Ayarlanabilir ayaklıdır.

700 mm

Model	Dimension mm	EUR	Gross Kg	Gross m <sup>3</sup>	Ean No
MA712	1200x700x850	568	91	0,74	19867
MA714	1400x700x850	631	105	0,86	19881
MA716	1600x700x850	695	120	0,98	19904
MA718	1800x700x850	751	135	1,11	19928

800 mm

Model	Dimension mm	EUR	Gross Kg	Gross m <sup>3</sup>	Ean No
MA812	1200x800x850	627	103	0,84	20023
MA814	1400x800x850	699	120	0,98	20047
MA816	1600x800x850	758	136	1,12	20061
MA818	1800x800x850	841	153	1,26	20085

700 mm

Model	Dimension mm	EUR	Gross Kg	Gross m <sup>3</sup>	Ean No
MA712A	1200x700x850	568	85	0,74	19546
MA714A	1400x700x850	631	98	0,86	19560
MA716A	1600x700x850	695	112	0,98	19584
MA718A	1800x700x850	751	125	1,15	19607

800 mm

Model	Dimension mm	EUR	Gross Kg	Gross m <sup>3</sup>	Ean No
MA812A	1200x800x850	627	96	0,84	19706
MA814A	1400x800x850	699	111	0,98	19720
MA816A	1600x800x850	758	126	1,12	19744
MA818A	1800x800x850	841	141	1,26	19768



**UK POLYETHYLEN WORK TABLE**

*With bottom shelf - With rear upstand*

*Made of stainless steel except work top  
Adjustable feet.*

600 mm					
Model	Dimension mm	EUR	Gross Kg	Gross m <sup>3</sup>	Ean No 86992344
<b>PA612</b>	1200x600x850	<b>599</b>	54	0,17	19188
<b>PA614</b>	1400x600x850	<b>663</b>	60	0,20	19201
<b>PA616</b>	1600x600x850	<b>731</b>	66	0,23	19225

**TR POLİETİLEN TEZGAH**

Alt Rafalı - Arkası Sırtlı

Üst tabla hariç, Paslanmaz çelikten imal edilmiştir.  
Ayarlanabilir ayaklıdır.

**DEMONTE  
DISASSEMBLE**



700 mm					
Model	Dimension mm	EUR	Gross Kg	Gross m <sup>3</sup>	Ean No 86992344
<b>PA712</b>	1200x700x850	<b>639</b>	60	0,20	19362
<b>PA716</b>	1600x700x850	<b>795</b>	72	0,27	19409
<b>PA718</b>	1800x700x850	<b>863</b>	78	0,30	19423
<b>PA720</b>	2000x700x850	<b>935</b>	84	0,33	19447



\* Wing Door  
\* Çarpma Kapılı

#### WORK TOP CUPBOARD

With sliding doors, middle shelf - With rear upstand

Made of stainless steel.  
Adjustable feet.

#### ÇALIŞMA TEZGAHI

Dolaplı - Sürme Kapılı - Ara Rafı - Arkası Sırtlı

Paslanmaz çelikten imal edilmiştir.  
Ayarlanabilir ayaklıdır.

600 mm					
Model	Dimension mm	EUR	Gross Kg	Gross m <sup>3</sup>	Ean No 86992344
DD609 *	900x600x850	635	41	0,48	18556
DD610 *	1000x600x850	669	42	0,56	18563
DD612	1200x600x850	732	50	0,67	18587
DD614	1400x600x850	797	59	0,75	18600
DD616	1600x600x850	862	66	0,85	18624
DD618	1800x600x850	928	80	1,12	18648
DD619	1900x600x850	961	85	1,12	18655
DD620	2000x600x850	993	91	1,12	18662

700 mm					
Model	Dimension mm	EUR	Gross Kg	Gross m <sup>3</sup>	Ean No 86992344
DD709 *	900x700x850	680	51	0,59	18723
DD710 *	1000x700x850	713	55	0,65	18730
DD712	1200x700x850	777	61	0,78	18754
DD714	1400x700x850	847	67	0,91	18778
DD716	1600x700x850	918	77	1,04	18792
DD718	1800x700x850	989	80	1,12	18815
DD719	1900x700x850	1.032	84	1,18	18822
DD720	2000x700x850	1.059	91	1,30	18839



#### WORK TOP CUPBOARD

With sliding doors,  
a set of 3 drawers on the left  
With middle shelf - With rear upstand

Made of stainless steel.  
Adjustable feet.  
Drawer size: GN 1/1

#### ÇALIŞMA TEZGAHI

Dolaplı - Sürme Kapılı  
Sol Blok 3 Çekmeceli  
Ara Raflı - Arkası Sırtlı

Paslanmaz çelikten imal edilmiştir.  
Ayarlanabilir ayaklıdır.  
Çekmece ölçüsü: GN 1/1

#### WORK TOP CUPBOARD

With sliding doors,  
a set of 3 drawers on the right,  
With middle shelf - With rear upstand

Made of stainless steel.  
Adjustable feet.  
Drawer size: GN 1/1

#### ÇALIŞMA TEZGAHI

Dolaplı - Sürme Kapılı  
Sağ Blok 3 Çekmeceli  
Ara Raflı - Arkası Sırtlı

Paslanmaz çelikten imal edilmiştir.  
Ayarlanabilir ayaklıdır.  
Çekmece ölçüsü: GN 1/1

#### 600 mm

Model	Dimension mm	EUR	Gross Kg	Gross m <sup>3</sup>	Ean No 86992344
DF616L	1600x600x850	1.429	86	0,89	18891
DF618L	1800x600x850	1.485	98	1,00	18907
DF620L	2000x600x850	1.598	108	1,12	19010

#### 700 mm

Model	Dimension mm	EUR	Gross Kg	Gross m <sup>3</sup>	Ean No 86992344
DF716L	1600x700x850	1.505	97	1,04	18921
DF718L	1800x700x850	1.557	97	1,12	18938
DF720L	2000x700x850	1.701	111	1,30	19041

#### 600 mm

Model	Dimension mm	EUR	Gross Kg	Gross m <sup>3</sup>	Ean No 86992344
DF616R	1600x600x850	1.429	86	0,89	18952
DF618R	1800x600x850	1.485	98	1,00	18969
DF620R	2000x600x850	1.598	108	1,12	19027

#### 700 mm

Model	Dimension mm	EUR	Gross Kg	Gross m <sup>3</sup>	Ean No 86992344
DF716R	1600x700x850	1.505	97	1,04	18983
DF718R	1800x700x850	1.557	101	1,17	18990
DF720R	2000x700x850	1.701	111	1,30	19034



**UK HOT CUPBOARD**

With sliding doors  
Without rear upstand  
2000 W, 220 V, 50 Hz

Made of stainless steel.  
Adjustable feet.

**TR SICAKLIK DOLABI**

Sürme kapılı  
Arkası Sırsız  
2000 W, 220 V, 50 Hz

Paslanmaz çelikten imal edilmiştir.  
Ayarlanabilir ayaklıdır.

**UK HOT CUPBOARD**

With sliding doors  
With rear upstand  
2000 W, 220 V, 50 Hz

Made of stainless steel.  
Adjustable feet.

**TR SICAKLIK DOLABI**

Sürme kapılı  
Arkası Sırtlı  
2000 W, 220 V, 50 Hz

Paslanmaz çelikten imal edilmiştir.  
Ayarlanabilir ayaklıdır.

**600 mm**

Model	Dimension mm	EUR	Gross Kg	Gross m <sup>3</sup>	Ean No
ESD612S	1200x600x850	<b>1.418</b>	85	0,76	46658
ESD614S	1400x600x850	<b>1.453</b>	105	0,88	46665
ESD616S	1600x600x850	<b>1.543</b>	125	1,00	46672
ESD618S	1800x600x850	<b>1.637</b>	145	1,13	46689
ESD620S	2000x600x850	<b>1.731</b>	165	1,25	46696

**700 mm**

Model	Dimension mm	EUR	Gross Kg	Gross m <sup>3</sup>	Ean No
ESD712S	1200x700x850	<b>1.472</b>	100	0,88	46726
ESD714S	1400x700x850	<b>1.511</b>	103	1,06	46733
ESD716S	1600x700x850	<b>1.614</b>	140	1,17	46740
ESD718S	1800x700x850	<b>1.711</b>	160	1,31	46757
ESD720S	2000x700x850	<b>1.885</b>	135	1,56	46764

**600 mm**

Model	Dimension mm	EUR	Gross Kg	Gross m <sup>3</sup>	Ean No
ESD612	1200x600x850	<b>1.418</b>	85	0,76	16613
ESD614	1400x600x850	<b>1.453</b>	105	0,88	16637
ESD616	1600x600x850	<b>1.543</b>	125	1,00	16651
ESD618	1800x600x850	<b>1.637</b>	145	1,13	16675
ESD620	2000x600x850	<b>1.731</b>	165	1,25	16699

**700 mm**

Model	Dimension mm	EUR	Gross Kg	Gross m <sup>3</sup>	Ean No
ESD712	1200x700x850	<b>1.472</b>	100	0,88	16729
ESD714	1400x700x850	<b>1.511</b>	103	1,06	16743
ESD716	1600x700x850	<b>1.614</b>	140	1,17	16767
ESD718	1800x700x850	<b>1.711</b>	160	1,31	16781
ESD720	2000x700x850	<b>1.885</b>	135	1,56	16804



### 🇬🇧 PAN CUPBOARD

With sliding doors - 3 intermediate shelves

Made of stainless steel.  
Adjustable feet.

### 🇹🇷 DEPOLAMA DOLABI

Sürme kapılı - Üç sıra Ara Raflı

Paslanmaz çelikten imal edilmiştir.  
Ayarlanabilir ayaklıdır.

600 mm					
Model	Dimension mm	EUR	Gross Kg	Gross m <sup>3</sup>	Ean No 86992344
ED612D	1200x600x1800	<b>1.371</b>	95	1,35	31678
ED614D	1400x600x1800	<b>1.502</b>	106	1,52	31685
ED616D	1600x600x1800	<b>1.633</b>	125	1,66	31692
ED618D	1800x600x1800	<b>1.764</b>	129	2,01	31708

700 mm					
Model	Dimension mm	EUR	Gross Kg	Gross m <sup>3</sup>	Ean No 86992344
ED712D	1200x700x1800	<b>1.465</b>	110	1,45	31753
ED714D	1400x700x1800	<b>1.600</b>	120	1,69	31760
ED716D	1600x700x1800	<b>1.741</b>	130	1,92	31777
ED718D	1800x700x1800	<b>1.883</b>	140	2,16	31784



**POLYETYLEN TOP MEAT CHOPPING BLOCK**

Thickness of chopping block: 80 mm

Made of stainless steel, except work top.  
Adjustable feet.

**POLİETİLEN ET KÜTÜĞÜ**

Et kütüğü kalınlığı: 80 mm

Üst tabla hariç, paslanmaz çelikten imal edilmiştir.  
Ayarlanabilir ayaklıdır.

**3xGN 1/1 DRAWER / 3xGN 1/1 ÇEKMECE**

Model	Dimension mm	EUR	Gross Kg	Gross m <sup>3</sup>	Ean No
WCB60	500x600x850	507	32	0,25	86992344 19072
WCB70	500x700x850	560	38	0,33	86992344 19089



**HANGING UNIT FOR LADLE / KEPÇE ASKI BORUSU**

Model	Dimension mm	EUR	Gross Kg	Gross m <sup>3</sup>	Ean No
PHB	1000	62		0,02	86992344 22232

**HANGING UNIT FOR MEAT / ET ASKI BORUSU**

Model	Dimension mm	EUR	Gross Kg	Gross m <sup>3</sup>	Ean No
MHB	1000	62		0,02	86992344 22225





### 🇬🇧 SINK WITH 1 BOWL

With bottom shelf - With rear upstand

Made of stainless steel.  
Adjustable feet.

### 🇹🇷 1 EVİYELİ TEZGAH

Alt rafı - Arkası sırtlı

Paslanmaz çelikten imal edilmiştir.  
Ayarlanabilir ayaklıdır.

DEMONTE  
DISASSEMBLE



600 mm						
Model	Dimension mm	EUR	Gross Kg	Gross m <sup>3</sup>	Ean No 86992344	Dim. (mm)
<b>SN606D</b>	600x600x850	<b>435</b>	20	0,18	23475	500x400x250
700 mm						
<b>SN707D</b>	700x700x850	<b>492</b>	23	0,21	23574	500x400x250



### 🇬🇧 SINK WITH 1 BOWL

Without bottom shelf - With rear upstand

Made of stainless steel.  
Adjustable feet.

### 🇹🇷 1 EVİYELİ TEZGAH


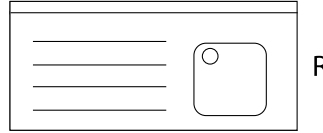
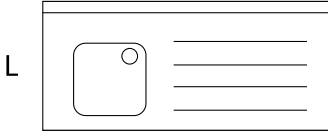
Alt rafsız - Arkası sırtlı

Paslanmaz çelikten imal edilmiştir.  
Ayarlanabilir ayaklıdır.

DEMONTE  
DISASSEMBLE



600 mm						
Model	Dimension mm	EUR	Gross Kg	Gross m <sup>3</sup>	Ean No 86992344	Dim. (mm)
<b>SN606</b>	600x600x850	<b>387</b>	16,5	0,18	23055	500x400x250
700 mm						
<b>SN707</b>	700x700x850	<b>409</b>	18	0,21	23154	500x400x250




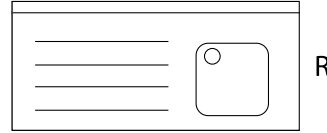
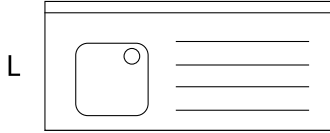
**UK SINK WITH 1 BOWL**  
With bottom shelf - With rear upstand  
Made of stainless steel.  
Adjustable feet.

**TR 1 EVİYELİ TEZGAH**  
Alt rafı - Arkası sırtlı  
Paslanmaz çelikten imal edilmiştir.  
Ayarlanabilir ayaklıdır.



LEFT / SOL					
600 mm					
Model	Dimension mm	EUR	Gross Kg	Gross m <sup>3</sup>	Ean No 86992344
SN610DL	1000x600x850	544	23	0,22	23062
SN612DL	1200x600x850	599	36	0,26	23079
SN614DL	1400x600x850	630	28	0,31	23086
700 mm					
SN710DL	1000x700x850	563	29	0,25	23161
SN712DL	1200x700x850	619	33	0,30	23178
SN714DL	1400x700x850	653	37	0,36	23185

RIGHT / SAĞ					
600 mm					
Model	Dimension mm	EUR	Gross Kg	Gross m <sup>3</sup>	Ean No 86992344
SN610DR	1000x600x850	544	23	0,22	23253
SN612DR	1200x600x850	599	26	0,26	23260
SN614DR	1400x600x850	630	28	0,31	23277
700 mm					
SN710DR	1000x700x850	563	29	0,25	23345
SN712DR	1200x700x850	619	33	0,30	23352
SN714DR	1400x700x850	653	37	0,36	23369



**UK SINK WITH 1 BOWL**  
Without bottom shelf - With rear upstand  
Made of stainless steel.  
Adjustable feet.

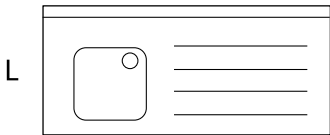
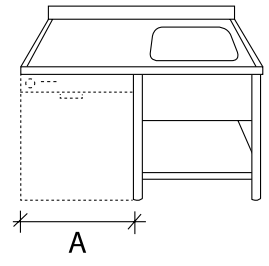
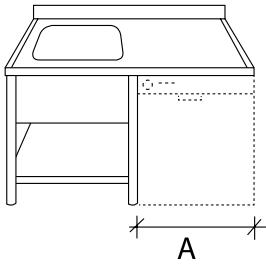
**TR 1 EVİYELİ TEZGAH**  
Alt rafsız - Arkası sırtlı  
Paslanmaz çelikten imal edilmiştir.  
Ayarlanabilir ayaklıdır.

**DEMONTE  
DISASSEMBLE**



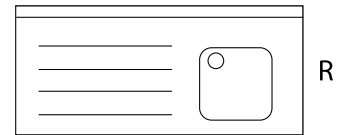
LEFT / SOL					
600 mm					
Model	Dimension mm	EUR	Gross Kg	Gross m <sup>3</sup>	Ean No 86992344
SN610L	1000x600x850	467	17	0,22	23482
SN612L	1200x600x850	505	20	0,26	23499
SN614L	1400x600x850	541	22	0,31	23505
700 mm					
SN710L	1000x700x850	473	21	0,25	23581
SN712L	1200x700x850	522	25	0,30	23598
SN714L	1400x700x850	557	29	0,36	23604

RIGHT / SAĞ					
600 mm					
Model	Dimension mm	EUR	Gross Kg	Gross m <sup>3</sup>	Ean No 86992344
SN610R	1000x600x850	467	17	0,22	23734
SN612R	1200x600x850	505	20	0,26	23741
SN614R	1400x600x850	541	22	0,31	23758
700 mm					
SN710R	1000x700x850	473	21	0,25	23826
SN712R	1200x700x850	522	25	0,30	23833
SN714R	1400x700x850	557	29	0,36	23840



A Dimension mm
610

Dim. (mm)
500x400x250



**UK SINK WITH 1 BOWLS**  
with bottom shelf and rear upstand

Made of stainless steel.  
Adjustable feet.

**TR 1 EVİYELİ TEZGAH**  
Alt raflı • Arkası Sırtlı

Paslanmaz çelikten imal edilmiştir.  
Ayarlanabilir ayaklıdır.

**DEMONTE  
DISASSEMBLE**



LEFT / SOL					
600 mm					
Model	Dimension mm	EUR	Gross Kg	Gross m <sup>3</sup>	Ean No 86992344
SR612DL	1200x600x850	540	25	0,26	24199
SR614DL	1400x600x850	571	32	0,30	24205
700 mm					
SR712DL	1200x700x850	555	27	0,30	24250
SR714DL	1400x700x850	588	34	0,35	24267

RIGHT / SAĞ					
600 mm					
Model	Dimension mm	EUR	Gross Kg	Gross m <sup>3</sup>	Ean No 86992344
SR612DR	1200x600x850	540	25	0,26	24373
SR614DR	1400x600x850	571	32	0,30	24380
700 mm					
SR712DR	1200x700x850	555	27	0,30	24434
SR714DR	1400x700x850	588	34	0,35	24441



### UK SINK WITH 2 BOWLS

With bottom shelf - With rear upstand

Made of stainless steel.  
Adjustable feet.

### TR 2 EVİYELİ TEZGAH

Alt raflı - Arkası sırtlı

Paslanmaz çelikten imal edilmiştir.  
Ayarlanabilir ayaklıdır.

DEMONTE  
DISASSEMBLE



600 mm						
Model	Dimension mm	EUR	Gross Kg	Gross m <sup>3</sup>	Ean No	Dim. (mm)
SNB612D	1200x600x850	735	32	0,26	25080	500x400x250
700 mm						
SNB712D	1200x700x850	752	35	0,30	25233	500x400x250



### UK SINK WITH 2 BOWLS

Without bottom shelf - With rear upstand

Made of stainless steel.  
Adjustable feet.

### TR 2 EVİYELİ TEZGAH

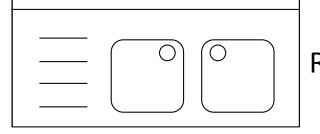
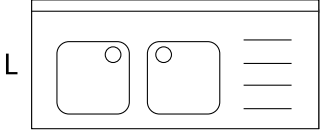
Alt raflısız - Arkası sırtlı

Paslanmaz çelikten imal edilmiştir.  
Ayarlanabilir ayaklıdır.

DEMONTE  
DISASSEMBLE



600 mm						
Model	Dimension mm	EUR	Gross Kg	Gross m <sup>3</sup>	Ean No	Dim. (mm)
SNB612	1200x600x850	641	26	0,26	24519	500x400x250
700 mm						
SNB712	1200x700x850	655	28	0,30	24656	500x400x250

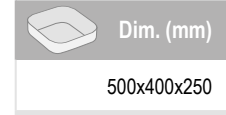


**UK SINK WITH 2 BOWLS**  
with bottom shelf and rear upstand

Made of stainless steel.  
Adjustable feet.

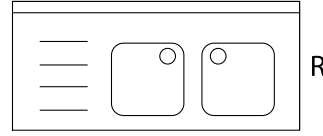
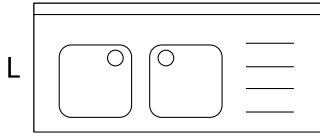
**TR 2 EVİYELİ TEZGAH**  
Alt raflı • Arkası Sırtlı

Paslanmaz çelikten imal edilmiştir.  
Ayarlanabilir ayaklıdır.



LEFT / SOL					
600 mm					
Model	Dimension mm	EUR	Gross Kg	Gross m <sup>3</sup>	Ean No 86992344
SNB614DL	1400x600x850	<b>762</b>	35	0,30	25097
SNB616DL	1600x600x850	<b>817</b>	39	0,34	25110
SNB618DL	1800x600x850	<b>859</b>	41	0,39	25127
SNB619DL	1900x600x850	<b>874</b>	45	0,41	25134
700 mm					
SNB714DL	1400x700x850	<b>777</b>	38	0,36	25240
SNB716DL	1600x700x850	<b>802</b>	41	0,43	25257
SNB718DL	1800x700x850	<b>897</b>	43	0,45	25264
SNB719DL	1900x700x850	<b>956</b>	46	0,47	25271

RIGHT / SAĞ					
600 mm					
Model	Dimension mm	EUR	Gross Kg	Gross m <sup>3</sup>	Ean No 86992344
SNB614DR	1400x600x850	<b>762</b>	35	0,30	25417
SNB616DR	1600x600x850	<b>817</b>	39	0,34	25431
SNB618DR	1800x600x850	<b>859</b>	41	0,39	25448
SNB619DR	1900x600x850	<b>874</b>	45	0,41	25455
700 mm					
SNB714DR	1400x700x850	<b>777</b>	38	0,36	25547
SNB716DR	1600x700x850	<b>802</b>	41	0,43	25554
SNB718DR	1800x700x850	<b>897</b>	43	0,45	25561
SNB719DR	1900x700x850	<b>956</b>	46	0,47	25578

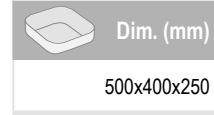


**UK SINK WITH 2 BOWLS**  
without bottom shelf and with rear upstand

Made of stainless steel.  
Adjustable feet.

**TR 2 EVİYELİ TEZGAH**  
Alt rafsız • Arkası Sırtlı

Paslanmaz çelikten imal edilmiştir.  
Ayarlanabilir ayaklıdır.

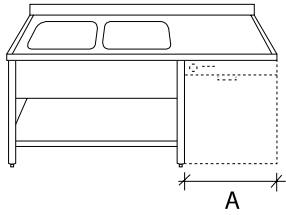


**DEMONTE  
DISASSEMBLE**



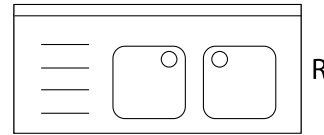
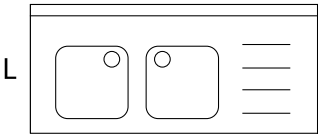
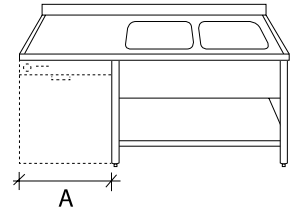
LEFT / SOL					
600 mm					
Model	Dimension mm	EUR	Gross Kg	Gross m <sup>3</sup>	Ean No 86992344
SNB614L	1400x600x850	663	27	0,30	24526
SNB616L	1600x600x850	710	29	0,34	24533
SNB618L	1800x600x850	746	31	0,39	24540
SNB619L	1900x600x850	755	35	0,41	24557
700 mm					
SNB714L	1400x700x850	672	29	0,36	24663
SNB716L	1600x700x850	722	32	0,43	24670
SNB718L	1800x700x850	775	34	0,45	24687
SNB719L	1900x700x850	797	37	0,47	24694

RIGHT / SAĞ					
600 mm					
Model	Dimension mm	EUR	Gross Kg	Gross m <sup>3</sup>	Ean No 86992344
SNB614R	1400x600x850	663	27	0,30	24809
SNB616R	1600x600x850	710	29	0,34	24823
SNB618R	1800x600x850	746	31	0,39	24830
SNB619R	1900x600x850	755	35	0,41	24847
700 mm					
SNB714R	1400x700x850	672	29	0,36	24946
SNB716R	1600x700x850	722	32	0,43	24953
SNB718R	1800x700x850	775	34	0,45	24960
SNB719R	1900x700x850	797	37	0,47	24977



A Dimension mm
610

Dim. (mm)
500x400x250



**UK SINK WITH 2 BOWLS**  
With bottom shelf and rear upstand  
Made of stainless steel.  
Adjustable feet.

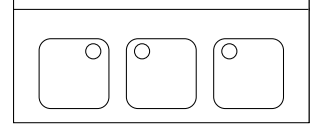
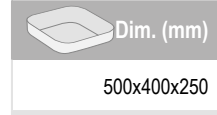
**TR 2 EVİYELİ TEZGAH**  
Alt raflı • Arkası Sırtlı  
Paslanmaz çelikten imal edilmiştir.  
Ayarlanabilir ayaklıdır.

**DEMONTE  
DISASSEMBLE**

LEFT / SOL					
600 mm					
Model	Dimension mm	EUR	Gross Kg	Gross m <sup>3</sup>	Ean No 86992344
STB618DL	1800x600x850	800	37	0,39	25981
STB619DL	1900x600x850	831	38	0,41	25998
700 mm					
STB718DL	1800x700x850	832	40	0,45	26056
STB719DL	1900x700x850	859	41	0,47	26063

RIGHT / SAĞ					
600 mm					
Model	Dimension mm	EUR	Gross Kg	Gross m <sup>3</sup>	Ean No 86992344
STB618DR	1800x600x850	800	37	0,39	26131
STB619DR	1900x600x850	831	38	0,41	26148
700 mm					
STB718DR	1800x700x850	832	40	0,45	26209
STB719DR	1900x700x850	859	41	0,47	26216





**UK SINK WITH 3 BOWLS**

*With bottom shelf - With rear upstand*

*Made of stainless steel.  
Adjustable feet.*

**TR 3 EVİYELİ TEZGAH**

*Alt raflı - Arkası sırtlı*

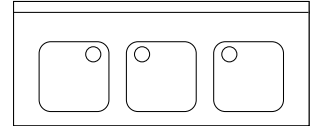
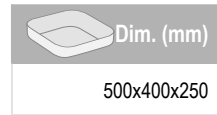
*Paslanmaz çelikten imal edilmiştir.  
Ayarlanabilir ayaklıdır.*

**DEMONTE  
DISASSEMBLE**



600 mm					
Model	Dimension mm	EUR	Gross Kg	Gross m <sup>3</sup>	Ean No 86992344
<b>SNTB618D</b>	1800x600x850	<b>1.227</b>	44	0,41	50891
<b>SNTB619D</b>	1900x600x850	<b>1.309</b>	45	0,43	50907

700 mm					
Model	Dimension mm	EUR	Gross Kg	Gross m <sup>3</sup>	Ean No 86992344
<b>SNTB718D</b>	1800x700x850	<b>1.330</b>	48	0,46	50914
<b>SNTB719D</b>	1900x700x850	<b>1.392</b>	49	0,50	50921



**UK SINK WITH 3 BOWLS**

*Without bottom shelf - With rear upstand*

*Made of stainless steel.  
Adjustable feet.*

**TR 3 EVİYELİ TEZGAH**

*Alt raflsız - Arkası sırtlı*


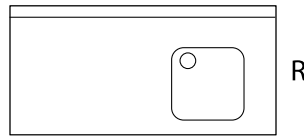
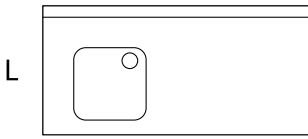
*Paslanmaz çelikten imal edilmiştir.  
Ayarlanabilir ayaklıdır.*

**DEMONTE  
DISASSEMBLE**



600 mm					
Model	Dimension mm	EUR	Gross Kg	Gross m <sup>3</sup>	Ean No 86992344
<b>SNTB618</b>	1800x600x850	<b>955</b>	34	0,41	49673
<b>SNTB619</b>	1900x600x850	<b>979</b>	35	0,43	49680

700 mm					
Model	Dimension mm	EUR	Gross Kg	Gross m <sup>3</sup>	Ean No 86992344
<b>SNTB718</b>	1800x700x850	<b>1.018</b>	38	0,46	49697
<b>SNTB719</b>	1900x700x850	<b>1.040</b>	39	0,50	49703



**CHEF TABLE**  
**Sink with 1 bowl**  
With bottom shelf - With rear upstand  
Made of stainless steel.  
Adjustable feet.


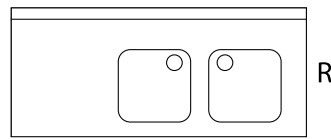
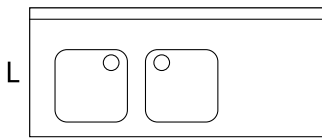
**ŞEF TEZGAHI**  
**1 Eviyeli Tezgah**  
Alt rafı - Arkası sırtlı  
Paslanmaz çelikten imal edilmiştir.  
Ayarlanabilir ayaklıdır.

**DEMONTE  
DISASSEMBLE**



LEFT / SOL					
Model	Dimension mm	EUR	Gross Kg	Gross m <sup>3</sup>	Ean No 86992344
<b>SZ712L</b>	1200x700x850	<b>675</b>	39	0,30	50945
<b>SZ714L</b>	1400x700x850	<b>705</b>	44	0,35	50952
<b>SZ716L</b>	1600x700x850	<b>738</b>	49	0,40	26230

RIGHT / SAĞ					
Model	Dimension mm	EUR	Gross Kg	Gross m <sup>3</sup>	Ean No 86992344
<b>SZ712R</b>	1200x700x850	<b>675</b>	39	0,30	16019
<b>SZ714R</b>	1400x700x850	<b>705</b>	44	0,35	16026
<b>SZ716R</b>	1600x700x850	<b>738</b>	49	0,40	51003



**🇬🇧 CHEF TABLE**  
**Sink with 2 bowls**  
 With bottom shelf - With rear upstand  
 Made of stainless steel.  
 Adjustable feet.


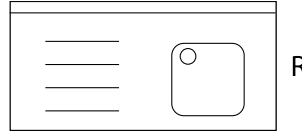
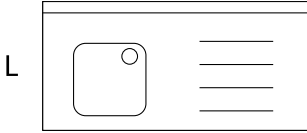
**🇹🇷 ŞEF TEZGAHI**  
**2 Eviyeli Tezgah**  
 Alt rafı - Arkası Sırtlı  
 Paslanmaz çelikten imal edilmiştir.  
 Ayarlanabilir ayaklıdır.

**DEMONTE  
 DISASSEMBLE**



LEFT / SOL					
Model	Dimension mm	EUR	Gross Kg	Gross m <sup>3</sup>	Ean No
<b>SZB716L</b>	1600x700x850	<b>829</b>	54	0,42	86992344 51027

RIGHT / SAĞ					
Model	Dimension mm	EUR	Gross Kg	Gross m <sup>3</sup>	Ean No
<b>SZB716R</b>	1600x700x850	<b>829</b>	54	0,42	86992344 51058



**UK CUPBOARD SINK UNIT WITH 1 BOWL**  
With rear upstand - With bottom shelf sliding doors

Made of stainless steel.  
Adjustable feet.

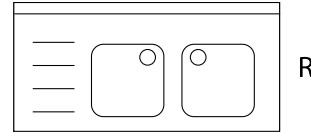
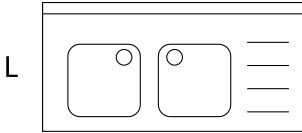
**TR 1 EVİYELİ DOLAP**  
Arkası sırtlı - Alt raflı - Sürme kapılı

Paslanmaz çelikten imal edilmiştir.  
Ayarlanabilir ayaklıdır.

\* Wing Door  
\* Çarpma Kapılı

LEFT / SOL					
600 mm					
Model	Dimension mm	EUR	Gross Kg	Gross m <sup>3</sup>	Ean No
DSN610L *	1000x600x850	<b>818</b>	35	0,54	26292
DSN612L	1200x600x850	<b>844</b>	55	0,67	26308
DSN614L	1400x600x850	<b>896</b>	65	0,78	26315
700 mm					
DSN710L *	1000x700x850	<b>824</b>	56	0,65	26384
DSN712L	1200x700x850	<b>870</b>	66	0,78	26391
DSN714L	1400x700x850	<b>924</b>	72	0,91	26407

RIGHT / SAĞ					
600 mm					
Model	Dimension mm	EUR	Gross Kg	Gross m <sup>3</sup>	Ean No
DSN610R *	1000x600x850	<b>818</b>	35	0,54	26445
DSN612R	1200x600x850	<b>844</b>	55	0,67	26452
DSN614R	1400x600x850	<b>896</b>	65	0,78	26469
700 mm					
DSN710R *	1000x700x850	<b>824</b>	38	0,62	26520
DSN712R	1200x700x850	<b>870</b>	66	0,78	26537
DSN714R	1400x700x850	<b>924</b>	72	0,91	26544




**UK CUPBOARD SINK UNIT WITH 2 BOWLS**  
With rear upstand • With bottom shelf sliding doors

Made of stainless steel.  
Adjustable feet.

**TR 2 EVİYELİ DOLAP**  
Arkası Sırtlı • Alt raflı • Sürme kapılı

Paslanmaz çelikten imal edilmiştir.  
Ayarlanabilir ayaklıdır.

	Dim. (mm)
	500x400x250

LEFT / SOL					
600 mm					
Model	Dimension mm	EUR	Gross Kg	Gross m <sup>3</sup>	Ean No 86992344
<b>DSNB614L</b>	1400x600x850	<b>1.057</b>	45	0,75	26629
<b>DSNB616L</b>	1600x600x850	<b>1.098</b>	75	0,89	26636
700 mm					
<b>DSNB714L</b>	1400x700x850	<b>1.096</b>	74	0,91	26766
<b>DSNB716L</b>	1600x700x850	<b>1.145</b>	84	1,04	26773

RIGHT / SAĞ					
600 mm					
Model	Dimension mm	EUR	Gross Kg	Gross m <sup>3</sup>	Ean No 86992344
<b>DSNB614R</b>	1400x600x850	<b>1.057</b>	45	0,75	26841
<b>DSNB616R</b>	1600x600x850	<b>1.098</b>	75	0,89	26858
700 mm					
<b>DSNB714R</b>	1400x700x850	<b>1.096</b>	74	0,91	26964
<b>DSNB716R</b>	1600x700x850	<b>1.145</b>	84	1,04	26971





**WALL SHELF**  
Adjustable 1 row shelf + 2 console

Made of stainless steel.

**DUVAR RAFI**  
Ayarlanabilir 1 sıra raf + 2 konsol.

Paslanmaz çelikten imal edilmiştir.

**DEMONTE  
DISASSEMBLE**



300 mm					
Model	Dimension mm	EUR	Gross Kg	Gross m <sup>3</sup>	Ean No 86992344
DR305	500x300x40/80	58	3,70	0,02	30718
DR306	600x300x40/80	60	3,80	0,02	30725
DR307	700x300x40/80	62	4,10	0,02	30732
DR308	800x300x40/80	64	4,40	0,02	30749
DR309	900x300x40/80	68	4,70	0,03	30756
DR310	1000x300x40/80	70	5,00	0,03	30763
DR312	1200x300x40/80	78	5,60	0,04	30787
DR314	1400x300x40/80	88	6,20	0,04	30800
DR316	1600x300x40/80	96	6,80	0,05	30824
DR318	1800x300x40/80	105	7,40	0,06	30848
DR320	2000x300x40/80	136	8,00	0,06	30862

400 mm					
Model	Dimension mm	EUR	Gross Kg	Gross m <sup>3</sup>	Ean No 86992344
DR405	500x400x40/80	61	4,50	0,02	30923
DR406	600x400x40/80	67	4,80	0,02	30930
DR407	700x400x40/80	73	5,15	0,03	30947
DR408	800x400x40/80	79	5,50	0,03	30954
DR409	900x400x40/80	86	5,85	0,04	30961
DR410	1000x400x40/80	87	6,20	0,04	30978
DR412	1200x400x40/80	89	6,90	0,05	30992
DR414	1400x400x40/80	109	7,40	0,06	31012
DR416	1600x400x40/80	121	8,60	0,07	31036
DR418	1800x400x40/80	132	9,30	0,08	31050
DR420	2000x400x40/80	160	9,90	0,08	31074



**RAIL**

Made of stainless steel.  
Each model consists of  
2 pcs. rail only.

**KIZAK**

Paslanmaz çelikten imal edilmiştir.  
Her bir model 2 adet kızaktan  
oluşmaktadır.

RAIL / KIZAK					
Model	Dimension mm	EUR	Gross Kg	Gross m <sup>3</sup>	Ean No 86992344
KIZ3	300x45x20	50	0,45	0,001	31555
KIZ5	500x45x20	60	0,50	0,001	31562



**WALL CABINET (without door)**  
intermediate shelf

Made of stainless steel.

**DUVAR DOLABI (Kapisız)**  
Ara Raflı

Paslanmaz çelikten imal edilmiştir.

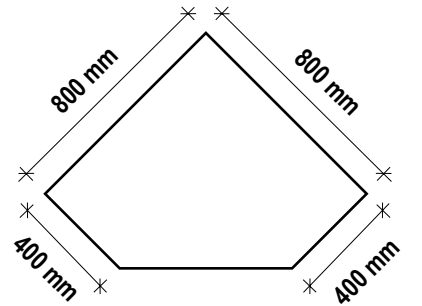
Model	Dimension mm	EUR	Gross Kg	Gross m <sup>3</sup>	Ean No
WCM410	1000x400x600	343	17	0,25	86992344 21976
WCM412	1200x400x600	375	20	0,30	21983
WCM414	1400x400x600	411	22	0,35	21990
WCM416	1600x400x600	444	24	0,40	22003
WCM418	1800x400x600	476	28	0,45	22010
WCM420	2000x400x600	512	36	0,51	22027





**WALL CABINET**  
 Corner type - Without door  
 Made of stainless steel.

**DUVAR DOLABI**  
 Köşe tip - Kapaksız  
 Paslanmaz çelikten imal edilmiştir.



Model	Dimension mm	EUR	Gross Kg	Gross m <sup>3</sup>	Ean No
<b>WCM808</b>	800x800x600	<b>490</b>	26	0,42	86992344 22034



**WALL CABINET**

*With sliding doors - Intermediate shelf*

*Made of stainless steel.*

**DUVAR DOLABI**

*Sürme kapılı - Ara raflı*

*Paslanmaz çelikten imal edilmiştir.*

Model	Dimension mm	EUR	Gross Kg	Gross m <sup>3</sup>	Ean No
WCR410	1000x400x600	455	26	0,25	86992344 22096
WCR412	1200x400x600	498	29	0,32	22102
WCR414	1400x400x600	520	35	0,35	22119
WCR416	1600x400x600	585	38	0,40	22126
WCR418	1800x400x600	628	41	0,47	22133
WCR420	2000x400x600	675	46	0,50	22140



**🇬🇧 HAND WASH**

Made of stainless steel  
Hot / Cold  
Knee operation mechanism  
together with faucet and pipes

**🇹🇷 EL YIKAMA**

Paslanmaz çelikten imal edilmiştir  
Sıcak / Soğuk  
Dizden kumanda sistemi, batarya  
ve pis su sifonu ile birlikte

**🇬🇧 COMBINED SINK UNIT**

Made of stainless steel  
Sink, Hand wash basin, With  
mixing faucet and hinged grid.

**🇹🇷 KOMBİNE EVYE**

Paslanmaz çelikten imal edilmiştir  
Eviye, El yıkama haznesi,  
Batarya ve menteşeli ızgara ile  
beraber

**300 mm**

Model	Dimension mm	EUR	Gross Kg	Gross m <sup>3</sup>	Ean No
<b>SN 506N</b>	400x400x260	<b>320</b>	6	0,07	12004

**400 mm**

Model	Dimension mm	EUR	Gross Kg	Gross m <sup>3</sup>	Ean No
<b>KE 706</b>	600x700x850	<b>696</b>	21	0,43	27817



**🇬🇧 POT WASHING UNIT**

Made of stainless steel  
Adjustable feet.

**🇹🇷 KAZAN TENCERE YIKAMA**

Paslanmaz çelikten imal edilmiştir.  
Ayarlanabilir ayaklıdır.

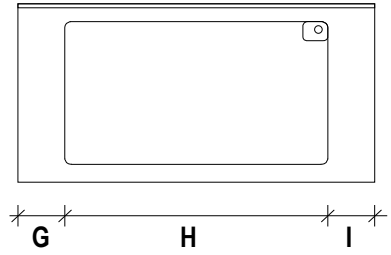
Model	Dimension mm	EUR	Gross Kg	Gross m <sup>3</sup>	Ean No
<b>PWU12</b>	1200x800x500/910	<b>927</b>	45	0,87	27718
<b>PWU15</b>	1500x1000x500/910	<b>1.250</b>	62	1,37	27725



**DEMONTE  
DISASSEMBLE**



**BOWL / HAVUZ**



**VEGETABLE WASHING UNIT**

*With rear upstand*

*Made of stainless steel.*

*Adjustable feet.*

**SEBZE YIKAMA TEZGAHI**

*Arkası sırtlı*

*Paslanmaz çelikten imal edilmiştir.*

*Ayarlanabilir ayaklıdır.*

**600 mm**

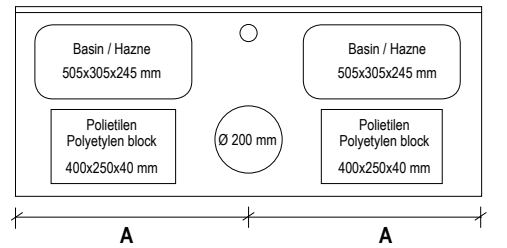
Model	Dimension mm	EUR	Gross Kg	Gross m <sup>3</sup>	Ean No 86992344	Bowl Dim. (mm)	G	H	I
<b>VW612</b>	1200x600x850	<b>784</b>	25	0,26	21754	960x510x300	120	960	120

**700 mm**

<b>VW712</b>	1200x700x850	<b>791</b>	29	0,30	21839	960x510x300	120	960	120
<b>VW714</b>	1400x700x850	<b>827</b>	34	0,35	21846	960x510x300	220	960	220
<b>VW716</b>	1600x700x850	<b>883</b>	39	0,40	21853	1280x510x300	90	1280	90



**DEMONTE  
DISASSEMBLE**



**🇬🇧 FISH PREPARATION TABLE**

*Made of stainless steel.  
Adjustable feet.*

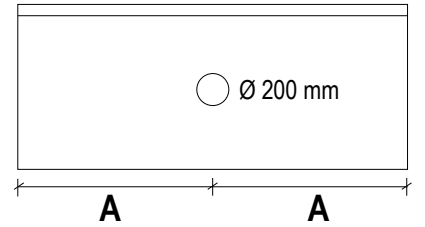
**🇹🇷 BALIK HAZIRLAMA TEZGAHI**

*Paslanmaz çelikten imal edilmiştir.  
Ayarlanabilir ayaklıdır.*

Model	Dimension mm	EUR	Gross Kg	Gross m <sup>3</sup>	Ean No
<b>BLT719</b>	1900x700x850	<b>856</b>	48	0,41	86992344 21921



**DEMONTÉ  
DISASSEMBLE**



**WORK TABLE WITH SCRAPPING HOLE**  
(with rear upstand or without rear upstand)

Made of stainless steel.  
Adjustable feet.

**BULAŞIK SIYIRMA**  
(Sırlı veya sırsız)

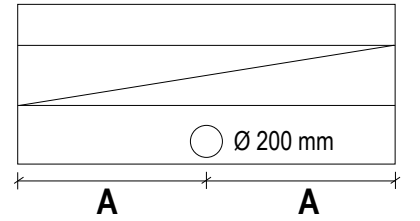
Paslanmaz çelikten imal edilmiştir.  
Ayarlanabilir ayaklıdır.

**600 mm**

Model	Dimension mm	EUR	Gross Kg	Gross m <sup>3</sup>	Ean No 86992344
<b>SH612</b>	1200x600x850	<b>443</b>	19	0,15	27053
<b>SH614</b>	1400x600x850	<b>445</b>	20	0,15	27022
<b>SH616</b>	1600x600x850	<b>475</b>	24	0,17	27039

**700 mm**

Model	Dimension mm	EUR	Gross Kg	Gross m <sup>3</sup>	Ean No
<b>SH712</b>	1200x700x850	<b>454</b>	22	0,17	15050
<b>SH714</b>	1400x700x850	<b>475</b>	24	0,17	27114
<b>SH716</b>	1600x700x850	<b>504</b>	28	0,28	27121



### 🇬🇧 SORTING TABLE

*With scrapping hole and rack shelf*

*Made of stainless steel.*

*Adjustable feet.*

### 🇹🇷 BULAŞIK TOPLAMA

Sıyrılmalı Kasa Rafı

Paslanmaz çelikten imal edilmiştir.

Ayarlanabilir ayaklıdır.

800 mm					
Model	Dimension mm	EUR	Gross Kg	Gross m <sup>3</sup>	Ean No 86992344
<b>SS814</b>	1400x800x850/1300	<b>850</b>	40	1,46	27480
<b>SS816</b>	1600x800x850/1300	<b>924</b>	45	1,66	27497
<b>SS819</b>	1900x800x850/1300	<b>1.030</b>	50	1,98	27503



**GREASE HOLDING UNIT**

*Made of stainless steel.*

**YAĞ AYIRICI**

Paslanmaz çelikten imal edilmiştir.

Model	Dimension mm	EUR	Gross Kg	Gross m <sup>3</sup>	Ean No
TRP1	900x570x600	999	43	0,19	27763
TRP2	1180x610x730	1.578	60	0,48	27770



SHELVING UNITS

---

İSTİF RAFLARI



Heavy duty, hygienic, stainless steel shelving for food storage areas



Depolama alanlarınız için hijyenik, yüksek taşıma kapasiteli paslanmaz çelik istif rafları



**SHELVING UNIT**

4 smooth surface

Made of stainless steel  
Adjustable feet.

**İSTİF RAFI**

4 katlı Düz Yüzey

Paslanmaz çelikten imal edilmiştir.  
Ayarlanabilir ayaklıdır.

**DEMONTE  
DISASSEMBLE**



400 mm					
Model	Dimension mm	EUR	Gross Kg	Gross m <sup>3</sup>	Ean No 86992344
<b>SV409C</b>	900x400x1600	<b>441</b>	33	0,07	27862
<b>SV410C</b>	1000x400x1600	<b>448</b>	34	0,08	27879
<b>SV412C</b>	1200x400x1600	<b>493</b>	37	0,09	27893
<b>SV414C</b>	1400x400x1600	<b>539</b>	31	0,11	27916
<b>SV416C</b>	1600x400x1600	<b>585</b>	43	0,13	27930
<b>SV418C</b>	1800x400x1600	<b>631</b>	46	0,14	27954
<b>SV419C</b>	1900x400x1600	<b>654</b>	47,5	0,15	27961
<b>SV420C</b>	2000x400x1600	<b>684</b>	43	0,15	27978

500 mm					
Model	Dimension mm	EUR	Gross Kg	Gross m <sup>3</sup>	Ean No 86992344
<b>SV509C</b>	900x500x1600	<b>486</b>	36	0,09	28029
<b>SV510C</b>	1000x500x1600	<b>512</b>	38	0,10	28036
<b>SV512C</b>	1200x500x1600	<b>524</b>	42	0,12	28050
<b>SV514C</b>	1400x500x1600	<b>598</b>	46	0,14	28074
<b>SV516C</b>	1600x500x1600	<b>651</b>	49	0,16	28098
<b>SV518C</b>	1800x500x1600	<b>706</b>	53	0,18	28111
<b>SV519C</b>	1900x500x1600	<b>733</b>	57	0,19	28128
<b>SV520C</b>	2000x500x1600	<b>759</b>	53	0,19	28135

600 mm					
Model	Dimension mm	EUR	Gross Kg	Gross m <sup>3</sup>	Ean No 86992344
<b>SV609C</b>	900x600x1600	<b>524</b>	41	0,11	28180
<b>SV610C</b>	1000x600x1600	<b>550</b>	31	0,11	28197
<b>SV612C</b>	1200x600x1600	<b>598</b>	47	0,14	28210
<b>SV614C</b>	1400x600x1600	<b>658</b>	51	0,16	28234
<b>SV616C</b>	1600x600x1600	<b>722</b>	55	0,19	28258
<b>SV618C</b>	1800x600x1600	<b>781</b>	59	0,21	28272
<b>SV619C</b>	1900x600x1600	<b>814</b>	61	0,22	28289
<b>SV620C</b>	2000x600x1600	<b>844</b>	63	0,23	28296



### SHELVING UNIT

2 smooth surface - 2 perforated surface

Made of stainless steel  
Adjustable feet.

### İSTİF RAFI

2 Düz Yüzey - 2 Delikli Yüzey

Paslanmaz çelikten imal edilmiştir.  
Ayarlanabilir ayaklıdır.

DEMONTE  
DISASSEMBLE



400 mm					
Model	Dimension mm	EUR	Gross Kg	Gross m <sup>3</sup>	Ean No 86992344
SVP409C	900x400x1600	448	33	0,07	28364
SVP410C	1000x400x1600	471	34	0,08	28371
SVP412C	1200x400x1600	497	37	0,09	28395
SVP414C	1400x400x1600	542	40	0,11	28418
SVP416C	1600x400x1600	591	43	0,13	28432
SVP418C	1800x400x1600	643	46	0,14	28456
SVP419C	1900x400x1600	669	47,5	0,15	28463
SVP420C	2000x400x1600	695	49	0,16	28470

500 mm					
Model	Dimension mm	EUR	Gross Kg	Gross m <sup>3</sup>	Ean No 86992344
SVP509C	900x500x1600	448	36	0,09	28524
SVP510C	1000x500x1600	471	38	0,10	28531
SVP512C	1200x500x1600	524	42	0,12	28555
SVP514C	1400x500x1600	609	46	0,14	28579
SVP516C	1600x500x1600	662	49	0,16	28593
SVP518C	1800x500x1600	718	53	0,18	28616
SVP519C	1900x500x1600	743	57	0,19	28623
SVP520C	2000x500x1600	770	59	0,19	28630

600 mm					
Model	Dimension mm	EUR	Gross Kg	Gross m <sup>3</sup>	Ean No 86992344
SVP609C	900x600x1600	534	41	0,11	28685
SVP610C	1000x600x1600	557	43	0,12	28692
SVP612C	1200x600x1600	609	47	0,14	28715
SVP614C	1400x600x1600	669	51	0,16	28739
SVP616C	1600x600x1600	736	55	0,19	28753
SVP618C	1800x600x1600	800	59	0,21	28777
SVP619C	1900x600x1600	830	61	0,22	28784
SVP620C	2000x600x1600	860	63	0,23	28791



**SHELVING UNIT**  
4 perforated surface

Made of stainless steel  
Adjustable feet.

**İSTİF RAFI**  
4 katlı Perfore Yüzey

Paslanmaz çelikten imal edilmiştir.  
Ayarlanabilir ayaklıdır.

**DEMONTE  
DISASSEMBLE**



400 mm					
Model	Dimension mm	EUR	Gross Kg	Gross m <sup>3</sup>	Ean No 86992344
<b>SVR409C</b>	900x400x1600	<b>456</b>	33	0,07	28845
<b>SVR410C</b>	1000x400x1600	<b>467</b>	34	0,08	28852
<b>SVR412C</b>	1200x400x1600	<b>504</b>	37	0,09	28876
<b>SVR414C</b>	1400x400x1600	<b>557</b>	40	0,11	28890
<b>SVR416C</b>	1600x400x1600	<b>602</b>	43	0,13	28913
<b>SVR418C</b>	1800x400x1600	<b>654</b>	46	0,14	28937
<b>SVR419C</b>	1900x400x1600	<b>680</b>	47,5	0,15	28944
<b>SVR420C</b>	2000x400x1600	<b>706</b>	49	0,16	28951

500 mm					
Model	Dimension mm	EUR	Gross Kg	Gross m <sup>3</sup>	Ean No 86992344
<b>SVR509C</b>	900x500x1600	<b>478</b>	36	0,09	29002
<b>SVR510C</b>	1000x500x1600	<b>504</b>	38	0,10	29019
<b>SVR512C</b>	1200x500x1600	<b>561</b>	42	0,12	29033
<b>SVR514C</b>	1400x500x1600	<b>621</b>	46	0,14	29057
<b>SVR516C</b>	1600x500x1600	<b>680</b>	49	0,16	29071
<b>SVR518C</b>	1800x500x1600	<b>736</b>	53	0,18	29095
<b>SVR519C</b>	1900x500x1600	<b>763</b>	57	0,19	29101
<b>SVR520C</b>	2000x500x1600	<b>789</b>	59	0,19	29118

600 mm					
Model	Dimension mm	EUR	Gross Kg	Gross m <sup>3</sup>	Ean No 86992344
<b>SVR609C</b>	900x600x1600	<b>524</b>	41	0,11	29163
<b>SVR610C</b>	1000x600x1600	<b>557</b>	43	0,12	29170
<b>SVR612C</b>	1200x600x1600	<b>617</b>	47	0,14	29194
<b>SVR614C</b>	1400x600x1600	<b>688</b>	51	0,16	29217
<b>SVR616C</b>	1600x600x1600	<b>755</b>	55	0,19	29231
<b>SVR618C</b>	1800x600x1600	<b>823</b>	59	0,21	29255
<b>SVR619C</b>	1900x600x1600	<b>867</b>	61	0,22	29262
<b>SVR620C</b>	2000x600x1600	<b>908</b>	63	0,23	29279



**HOODS**

---

**DAVLUMBAZLAR**

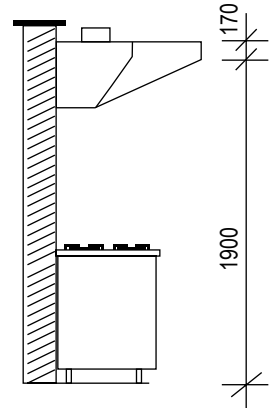


Diverse product range to meet  
your specific need of ventilation.



Havalandırma ihtiyacınız için  
en doğru çözümleri bulabileceğiniz  
geniş ürün çeşitliliği.





### HOOD

Wall type • Snack Type  
With Flameguard Filters  
Made of stainless steel.  
Installed on the wall by using special  
screws or on the ceiling by steel chain.  
Filters made of AISI 430 stainless steel.

### DAVLUMBAZ

Duvar Tip • Snack tip  
Alevsavar Filtreli  
Paslanmaz çelikten imal edilmiştir.  
Davlumbazlar tavana özel çelik zincir ile duvara  
ise dubellerle monte edilir.  
Filtreler 430 kalite paslanmaz çelikten üretilmiştir.

#### WALL - SNACK TYPE WITH FILTERS // DUVAR - SNACK TİP FİLTRELİ 700 mm

Model	Dimension mm	EUR	Gross Kg	Gross m <sup>3</sup>	Ean No 86992344	Exhaust		Filter
						Dim. (mm)	(m <sup>3</sup> /h)	
HHF100A	1000x700x500	<b>534</b>	26	0,35	34075	1 (400x300)	880	2xFLT3
HHF125A	1250x700x500	<b>609</b>	30	0,44	34082	1 (400x300)	1.110	2xFLT2
HHF150A	1500x700x500	<b>665</b>	35	0,53	34099	1 (400x300)	1.340	3xFLT3
HHF200A	2000x700x500	<b>789</b>	47	0,76	34105	1 (400x300)	1.800	3xFLT2
HHF250A	2500x700x500	<b>904</b>	57	0,94	34112	1 (400x300)	2.260	4xFLT2
HHF300A	3000x700x500	<b>1.024</b>	66	1,13	34129	2 (400x300)	2.720	5xFLT2
HHF350A	3500x700x500	<b>1.267</b>	74	1,32	34136	2 (400x300)	3.180	6xFLT2
HHF400A	4000x700x500	<b>1.401</b>	84	1,51	34143	2 (400x300)	3.810	6xFLT2

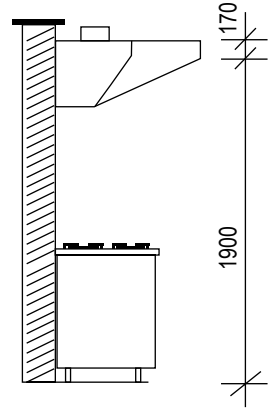


### HOOD

Wall type • Snack Type  
With Flameguard Filters  
Made of stainless steel.  
Installed on the wall by using special  
screws or on the ceiling by steel chain.  
Filters made of AISI 430 stainless steel.

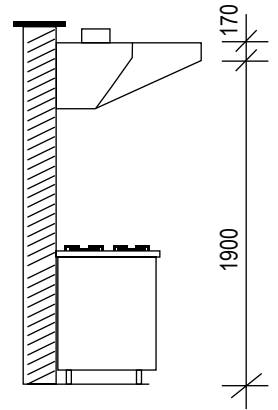
### DAVLUMBAZ

Duvar Tip • Snack tip  
Alevsavar Filtreli  
Paslanmaz çelikten imal edilmiştir.  
Davulmbazlar tavana özel çelik zincir ile duvara  
ise dubellerle monte edilir.  
Filtreler 430 kalite paslanmaz çelikten üretilmiştir.



### WALL - SNACK TYPE WITH FILTERS // DUVAR - SNACK TİP FİLTRELİ 900 mm

Model	Dimension mm	EUR	Gross Kg	Gross m <sup>3</sup>	Ean No 86992344	Exhaust		Filter
						Dim. (mm)	(m <sup>3</sup> /h)	
<b>HHF100B</b>	1000x900x500	<b>575</b>	32	0,49	34266	1 (400x300)	1.250	2xFLT3
<b>HHF125B</b>	1250x900x500	<b>654</b>	37	0,61	34273	1 (400x300)	1.505	2xFLT2
<b>HHF150B</b>	1500x900x500	<b>713</b>	42	0,73	34280	1 (400x300)	1.760	3xFLT3
<b>HHF200B</b>	2000x900x500	<b>856</b>	39	0,90	34297	1 (400x300)	2.270	3xFLT2
<b>HHF250B</b>	2500x900x500	<b>968</b>	46	1,13	34303	1 (400x300)	2.780	4xFLT2
<b>HHF300B</b>	3000x900x500	<b>1.282</b>	73	1,44	34310	2 (400x300)	3.290	5xFLT2
<b>HHF350B</b>	3500x900x500	<b>1.551</b>	83	1,68	34327	2 (400x300)	3.800	6xFLT2
<b>HHF400B</b>	4000x900x500	<b>1.730</b>	97	1,80	34334	2 (400x300)	4.500	6xFLT2



### HOOD


Wall type • Snack Type  
With Flameguard Filters  
Made of stainless steel.  
Installed on the wall by using special  
screws or on the ceiling by steel chain.  
Filters made of AISI 430 stainless steel.

### DAVLUMBAZ

Duvar Tip • Snack tip  
Alevsavar Filtreli  
Paslanmaz çelikten imal edilmiştir.  
Davumbazlar tavana özel çelik zincir ile duvara  
ise dubellerle monte edilir.  
Filtreler 430 kalite paslanmaz çelikten üretilmiştir.

#### WALL - SNACK TYPE WITH FILTERS // DUVAR - SNACK TİP FİLTRELİ 1.100 mm

Model	Dimension mm	EUR	Gross Kg	Gross m <sup>3</sup>	Ean No 86992344	Exhaust		Filter
						Dim. (mm)	(m <sup>3</sup> /h)	
<b>HHF125C</b>	1250x1100x500	<b>699</b>	42	0,74	34457	1 (400x300)	1.863	2xFLT2
<b>HHF150C</b>	1500x1100x500	<b>766</b>	47	0,89	34464	1 (400x300)	2.165	3xFLT3
<b>HHF200C</b>	2000x1100x500	<b>912</b>	52	1,10	34471	1 (400x300)	2.770	3xFLT2
<b>HHF250C</b>	2500x1100x500	<b>1.035</b>	69	1,47	34488	1 (400x300)	3.375	4xFLT2
<b>HHF300C</b>	3000x1100x500	<b>1.170</b>	81	1,76	34495	2 (400x300)	4.125	5xFLT2
<b>HHF350C</b>	3500x1100x500	<b>1.446</b>	90	2,05	34501	2 (400x300)	4.875	6xFLT2
<b>HHF400C</b>	4000x1100x500	<b>1.600</b>	101	2,34	34518	2 (400x300)	5.625	6xFLT2

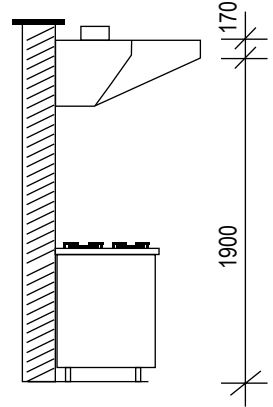


### HOOD

Wall type • Snack Type  
With Flameguard Filters and lighting.  
Made of stainless steel.  
Installed on the wall by using special screws or on the ceiling by steel chain.  
Filters made of AISI 430 stainless steel.

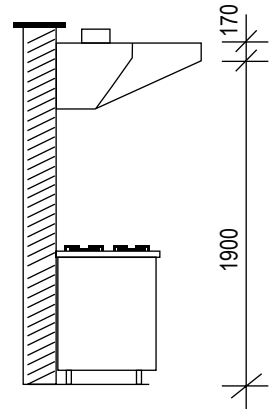
### DAVLUMBAZ

Duvar Tip • Snack tip  
Alevsavar Filtreli • Aydınlatmalı  
Paslanmaz çelikten imal edilmiştir.  
Davlumbazlar tavana özel çelik zincir ile duvara ise dubellerle monte edilir.  
Filtreler 430 kalite paslanmaz çelikten üretilmiştir.



### WALL - SNACK TYPE WITH FILTERS and LIGHTING // DUVAR - SNACK TİP FİLTRELİ ve AYDINLATMALI 700 mm

Model	Dimension mm	EUR	Gross Kg	Gross m <sup>3</sup>	Ean No 86992344	Exhaust		Filter	Lighting	
						Dim. (mm)	(m <sup>3</sup> /h)		Dim. (mm)	(W)
HHF100AL	1000x700x500	<b>617</b>	28	0,38	47051	1 (400x300)	880	2xFLT3	LM1 (1000-1500)	1x18
HHF125AL	1250x700x500	<b>692</b>	33	0,48	47068	1 (400x300)	1.110	2xFLT2	LM1 (1000-1500)	1x18
HHF150AL	1500x700x500	<b>747</b>	37	0,57	47075	1 (400x300)	1.340	3xFLT3	LM1 (1000-1500)	1x18
HHF200AL	2000x700x500	<b>953</b>	47	0,76	47082	1 (400x300)	1.800	3xFLT2	LM2 (2000-2500)	2x18
HHF250AL	2500x700x500	<b>1.069</b>	57	0,94	47099	1 (400x300)	2.260	4xFLT2	LM2 (2000-2500)	2x18
HHF300AL	3000x700x500	<b>1.271</b>	66	1,13	47105	2 (400x300)	2.720	5xFLT2	LM3 (3000-3500)	3x18
HHF350AL	3500x700x500	<b>1.514</b>	74	1,32	47112	2 (400x300)	3.180	6xFLT2	LM3 (3000-3500)	3x18
HHF400AL	4000x700x500	<b>1.730</b>	84	1,51	47129	2 (400x300)	3.810	6xFLT2	LM4 (4000-5000)	4x18



### HOOD

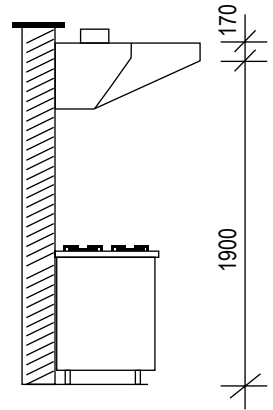
Wall type • Snack Type  
With Flameguard Filters and lighting.  
Made of stainless steel.  
Installed on the wall by using special screws or on the ceiling by steel chain.  
Filters made of AISI 430 stainless steel.

### DAVLUMBAZ

Duvar Tip • Snack tip  
Alevsavar Filtreli • Aydınlatmalı  
Paslanmaz çelikten imal edilmiştir.  
Davulumbazlar tavana özel çelik zincir ile duvara ise dubellerle monte edilir.  
Filtreler 430 kalite paslanmaz çelikten üretilmiştir.

#### WALL - SNACK TYPE WITH FILTERS and LIGHTING // DUVAR - SNACK TİP FİLTRELİ ve AYDINLATMALI 900 mm

Model	Dimension mm	EUR	Gross Kg	Gross m <sup>3</sup>	Ean No 86992344	Exhaust		Filter	Lighting	
						Dim. (mm)	(m <sup>3</sup> /h)		Dim. (mm)	(W)
HHF100BL	1000x900x500	<b>658</b>	32	0,49	47150	1 (400x300)	1.250	2xFLT3	LM1 (1000-1500)	1x18
HHF125BL	1250x900x500	<b>736</b>	37	0,61	47167	1 (400x300)	1.505	2xFLT2	LM1 (1000-1500)	1x18
HHF150BL	1500x900x500	<b>796</b>	41	0,68	47174	1 (400x300)	1.760	3xFLT3	LM1 (1000-1500)	1x18
HHF200BL	2000x900x500	<b>1.021</b>	52	0,97	47181	1 (400x300)	2.270	3xFLT2	LM2 (2000-2500)	2x18
HHF250BL	2500x900x500	<b>1.132</b>	63	1,21	47198	1 (400x300)	2.780	4xFLT2	LM2 (2000-2500)	2x18
HHF300BL	3000x900x500	<b>1.529</b>	73	1,44	47204	2 (400x300)	3.290	5xFLT2	LM3 (3000-3500)	3x18
HHF350BL	3500x900x500	<b>1.798</b>	83	1,68	47211	2 (400x300)	3.800	6xFLT2	LM3 (3000-3500)	3x18
HHF400BL	4000x900x500	<b>2.059</b>	93	1,92	47228	2 (400x300)	4.500	6xFLT2	LM4 (4000-5000)	4x18



### HOOD

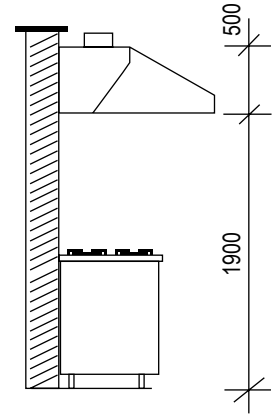
Wall type • Snack Type  
With Flameguard Filters and lighting.  
Made of stainless steel.  
Installed on the wall by using special screws or on the ceiling by steel chain.  
Filters made of AISI 430 stainless steel.

### DAVLUMBAZ

Duvar Tip • Snack tip  
Aleksavar Filtreli • Aydınlatmalı  
Paslanmaz çelikten imal edilmiştir.  
Davulmbazlar tavana özel çelik zincir ile duvara ise dubellerle monte edilir.  
Filtreler 430 kalite paslanmaz çelikten üretilmiştir.

#### WALL - SNACK TYPE WITH FILTERS and LIGHTING // DUVAR - SNACK TİP FİLTRELİ ve AYDINLATMALI 1.100 mm

Model	Dimension mm	EUR	Gross Kg	Gross m <sup>3</sup>	Ean No 86992344	Exhaust		Filter	Lighting	
						Dim. (mm)	(m <sup>3</sup> /h)		Dim. (mm)	(W)
HHF125CL	1250x1100x500	<b>781</b>	42	0,74	47259	1 (400x300)	1.863	2xFLT2	LM1 (1000-1500)	1x18
HHF150CL	1500x1100x500	<b>849</b>	47	0,89	47266	1 (400x300)	2.165	3xFLT3	LM1 (1000-1500)	1x18
HHF200CL	2000x1100x500	<b>1.076</b>	58	1,18	47273	1 (400x300)	2.770	3xFLT2	LM2 (2000-2500)	2x18
HHF250CL	2500x1100x500	<b>1.200</b>	69	1,47	47280	1 (400x300)	3.375	4xFLT2	LM2 (2000-2500)	2x18
HHF300CL	3000x1100x500	<b>1.417</b>	27	1,76	47297	2 (400x300)	4.125	5xFLT2	LM3 (3000-3500)	3x18
HHF350CL	3500x1100x500	<b>1.693</b>	90	2,05	47303	2 (400x300)	4.875	6xFLT2	LM3 (3000-3500)	3x18
HHF400CL	4000x1100x500	<b>1.929</b>	101	2,34	47310	2 (400x300)	5.625	6xFLT2	LM4 (4000-5000)	4x18



### 🇬🇧 HOOD

Wall Type • Blok Type  
With Flameguard Filters  
Made of stainless steel.  
Installed on the wall by using special  
screws or on the ceiling by steel chain.  
Filters made of AISI 430 stainless steel.

### 🇹🇷 DAVLUMBAZ

Duvar Tip • Blok tip  
Alevsavar Filtreli  
Paslanmaz çelikten imal edilmiştir.  
Davlumbazlar tavana özel çelik zincir ile duvara  
ise dubellerle monte edilir.  
Filtreler 430 kalite paslanmaz çelikten üretilmiştir.

#### WALL - BLOCK TYPE WITH FILTERS // DUVAR - BLOK TİP FİLTRELİ 900 mm

Model	Dimension mm	EUR	Gross Kg	Gross m <sup>3</sup>	Ean No 86992344	Exhaust		Filter
						Dim. (mm)	(m <sup>3</sup> /h)	
<b>HKF100</b>	1000x900x500	<b>646</b>	34	0,45	34648	1 (400x300)	1.250	2xFLT3
<b>HKF125</b>	1250x900x500	<b>710</b>	34	0,61	34655	1 (400x300)	1.505	2xFLT2
<b>HKF150</b>	1500x900x500	<b>773</b>	44	0,68	34662	1 (400x300)	1.760	3xFLT3
<b>HKF200</b>	2000x900x500	<b>908</b>	48	0,97	34679	1 (400x300)	2.270	3xFLT2
<b>HKF250</b>	2500x900x500	<b>1.039</b>	58	1,21	34686	1 (400x300)	2.780	4xFLT2
<b>HKF300</b>	3000x900x500	<b>1.203</b>	72	1,35	34693	2 (400x300)	3.290	5xFLT2
<b>HKF350</b>	3500x900x500	<b>1.350</b>	97	1,58	34709	2 (400x300)	3.800	6xFLT2
<b>HKF400</b>	4000x900x500	<b>1.488</b>	85	1,92	34716	2 (400x300)	4.500	6xFLT2

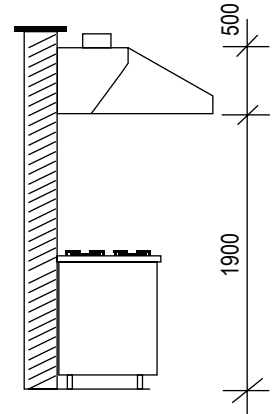


### HOOD

Wall Type • Blok Type  
With Flameguard Filters  
Made of stainless steel.  
Installed on the wall by using special  
screws or on the ceiling by steel chain.  
Filters made of AISI 430 stainless steel.

### DAVLUMBAZ

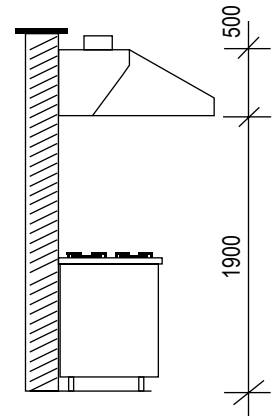
Duvar Tip • Blok tip  
Alevsavar Filtreli  
Paslanmaz çelikten imal edilmiştir.  
Davulmbazlar tavana özel çelik zincir ile duvara  
ise dubellerle monte edilir.  
Filtreler 430 kalite paslanmaz çelikten üretilmiştir.



#### WALL - BLOCK TYPE WITH FILTERS // DUVAR - BLOK TİP FİLTRELİ 1.100 mm

Model	Dimension mm	EUR	Gross Kg	Gross m <sup>3</sup>	Ean No 86992344	Exhaust		Filter
						Dim. (mm)	(m <sup>3</sup> /h)	
HLF125	1250x1100x500	<b>773</b>	36	0,69	34839	1 (400x300)	1.863	2xFLT2
HLF150	1500x1100x500	<b>830</b>	44	0,89	34846	1 (400x300)	2.165	3xFLT3
HLF200	2000x1100x500	<b>968</b>	54	1,18	34853	1 (400x300)	2.770	3xFLT2
HLF250	2500x1100x500	<b>1.106</b>	64	1,47	34860	1 (400x300)	3.375	4xFLT2
HLF300	3000x1100x500	<b>1.282</b>	75	1,76	34877	2 (400x300)	4.125	5xFLT2
HLF350	3500x1100x500	<b>1.585</b>	84	2,05	34884	2 (400x300)	4.875	6xFLT2
HLF400	4000x1100x500	<b>1.753</b>	95	2,34	34891	2 (400x300)	5.625	6xFLT2





### HOOD

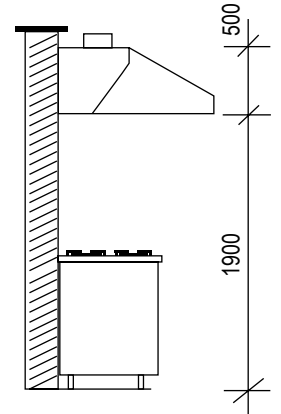
Wall Type • Blok Type  
With Flameguard Filters  
Made of stainless steel.  
Installed on the wall by using special  
screws or on the ceiling by steel chain.  
Filters made of AISI 430 stainless steel.

### DAVLUMBAZ

Duvar Tip • Blok tip  
Alevsavar Filtreli  
Paslanmaz çelikten imal edilmiştir.  
Davulmbazlar tavana özel çelik zincir ile duvara  
ise dubellerle monte edilir.  
Filtreler 430 kalite paslanmaz çelikten üretilmiştir.

#### WALL - BLOCK TYPE WITH FILTERS // DUVAR - BLOK TİP FİLTRELİ 1.400 mm

Model	Dimension mm	EUR	Gross Kg	Gross m <sup>3</sup>	Ean No 86992344	Exhaust		Filter
						Dim. (mm)	(m <sup>3</sup> /h)	
<b>HMF125</b>	1250x1400x500	<b>844</b>	44	0,94	35027	1 (400x300)	2.370	2xFLT2
<b>HMF150</b>	1500x1400x500	<b>912</b>	49	1,12	35034	1 (400x300)	2.755	3xFLT3
<b>HMF200</b>	2000x1400x500	<b>1.065</b>	60	1,49	35041	1 (400x300)	3.525	3xFLT2
<b>HMF250</b>	2500x1400x500	<b>1.211</b>	72	1,86	35058	1 (400x300)	4.295	4xFLT2
<b>HMF300</b>	3000x1400x500	<b>1.394</b>	83	2,23	35065	2 (400x300)	5.245	5xFLT2
<b>HMF350</b>	3500x1400x500	<b>1.730</b>	93	2,60	35072	2 (400x300)	6.195	6xFLT2
<b>HMF400</b>	4000x1400x500	<b>1.920</b>	105	2,97	35089	2 (400x300)	7.145	6xFLT2



#### HOOD

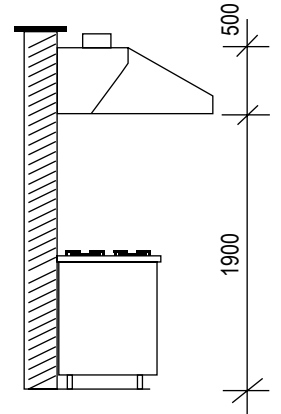
Wall type • Blok Type  
With Flameguard Filters and lighting.  
Made of stainless steel.  
Installed on the wall by using special screws or on the ceiling by steel chain.  
Filters made of AISI 430 stainless steel.

#### DAVLUMBAZ

Duvar Tip • Blok tip  
Alevsavar Filtreli • Aydınlatmalı  
Paslanmaz çelikten imal edilmiştir.  
Davulmbazlar tavana özel çelik zincir ile duvara ise dubellerle monte edilir.  
Filtreler 430 kalite paslanmaz çelikten üretilmiştir.

#### WALL - BLOCK TYPE WITH FILTERS and LIGHTING // DUVAR - BLOK TİP FİLTRELİ ve AYDINLATMALI 900 mm

Model	Dimension mm	EUR	Gross Kg	Gross m <sup>3</sup>	Ean No 86992344	Exhaust		Filter	Lighting	
						Dim. (mm)	(m <sup>3</sup> /h)		Dim. (mm)	(W)
HKF100L	1000x900x500	<b>729</b>	30	0,49	47372	1 (400x300)	1.250	2xFLT3	LM1 (1000-1500)	1x18
HKF125L	1250x900x500	<b>793</b>	34	0,61	47389	1 (400x300)	1.505	2xFLT2	LM1 (1000-1500)	1x18
HKF150L	1500x900x500	<b>856</b>	46	0,68	47396	1 (400x300)	1.760	3xFLT3	LM1 (1000-1500)	1x18
HKF200L	2000x900x500	<b>1.072</b>	48	0,97	47402	1 (400x300)	2.270	3xFLT2	LM2 (2000-2500)	2x18
HKF250L	2500x900x500	<b>1.203</b>	58	1,21	47419	1 (400x300)	2.780	4xFLT2	LM2 (2000-2500)	2x18
HKF300L	3000x900x500	<b>1.451</b>	72	1,35	47426	2 (400x300)	3.290	5xFLT2	LM3 (3000-3500)	3x18
HKF350L	3500x900x500	<b>1.596</b>	75	1,68	47433	2 (400x300)	3.800	6xFLT2	LM3 (3000-3500)	3x18
HKF400L	4000x900x500	<b>1.817</b>	85	1,92	47440	2 (400x300)	4.500	6xFLT2	LM4 (4000-5000)	4x18



#### HOOD

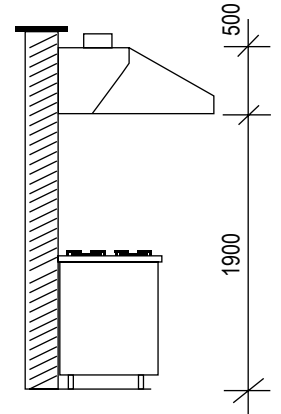
Wall type • Blok Type  
With Flameguard Filters and lighting.  
Made of stainless steel.  
Installed on the wall by using special  
screws or on the ceiling by steel chain.  
Filters made of AISI 430 stainless steel.

#### DAVLUMBAZ

Duvar Tip • Blok tip  
Alevsavar Filtreli • Aydınlatmalı  
Paslanmaz çelikten imal edilmiştir.  
Davulumbazlar tavana özel çelik zincir ile duvara  
ise dubellerle monte edilir.  
Filtreler 430 kalite paslanmaz çelikten üretilmiştir.

### WALL - BLOCK TYPE WITH FILTERS and LIGHTING // DUVAR - BLOK TİP FİLTRELİ ve AYDINLATMALI 1.100 mm

Model	Dimension mm	EUR	Gross Kg	Gross m <sup>3</sup>	Ean No 86992344	Exhaust		Filter	Lighting	
						Dim. (mm)	(m <sup>3</sup> /h)		Dim. (mm)	(W)
HLF125L	1250x1100x500	<b>856</b>	39	0,74	47471	1 (400x300)	1.863	2xFLT2	LM1 (1000-1500)	1x18
HLF150L	1500x1100x500	<b>912</b>	44	0,89	47488	1 (400x300)	2.165	3xFLT3	LM1 (1000-1500)	1x18
HLF200L	2000x1100x500	<b>1.132</b>	54	1,18	47495	1 (400x300)	2.770	3xFLT2	LM2 (2000-2500)	2x18
HLF250L	2500x1100x500	<b>1.271</b>	64	1,47	47501	1 (400x300)	3.375	4xFLT2	LM2 (2000-2500)	2x18
HLF300L	3000x1100x500	<b>1.529</b>	75	1,76	47518	2 (400x300)	4.125	5xFLT2	LM3 (3000-3500)	3x18
HLF350L	3500x1100x500	<b>1.831</b>	84	2,05	47525	2 (400x300)	4.875	6xFLT2	LM3 (3000-3500)	3x18
HLF400L	4000x1100x500	<b>2.082</b>	95	2,34	47532	2 (400x300)	5.625	6xFLT2	LM4 (4000-5000)	4x18



#### HOOD

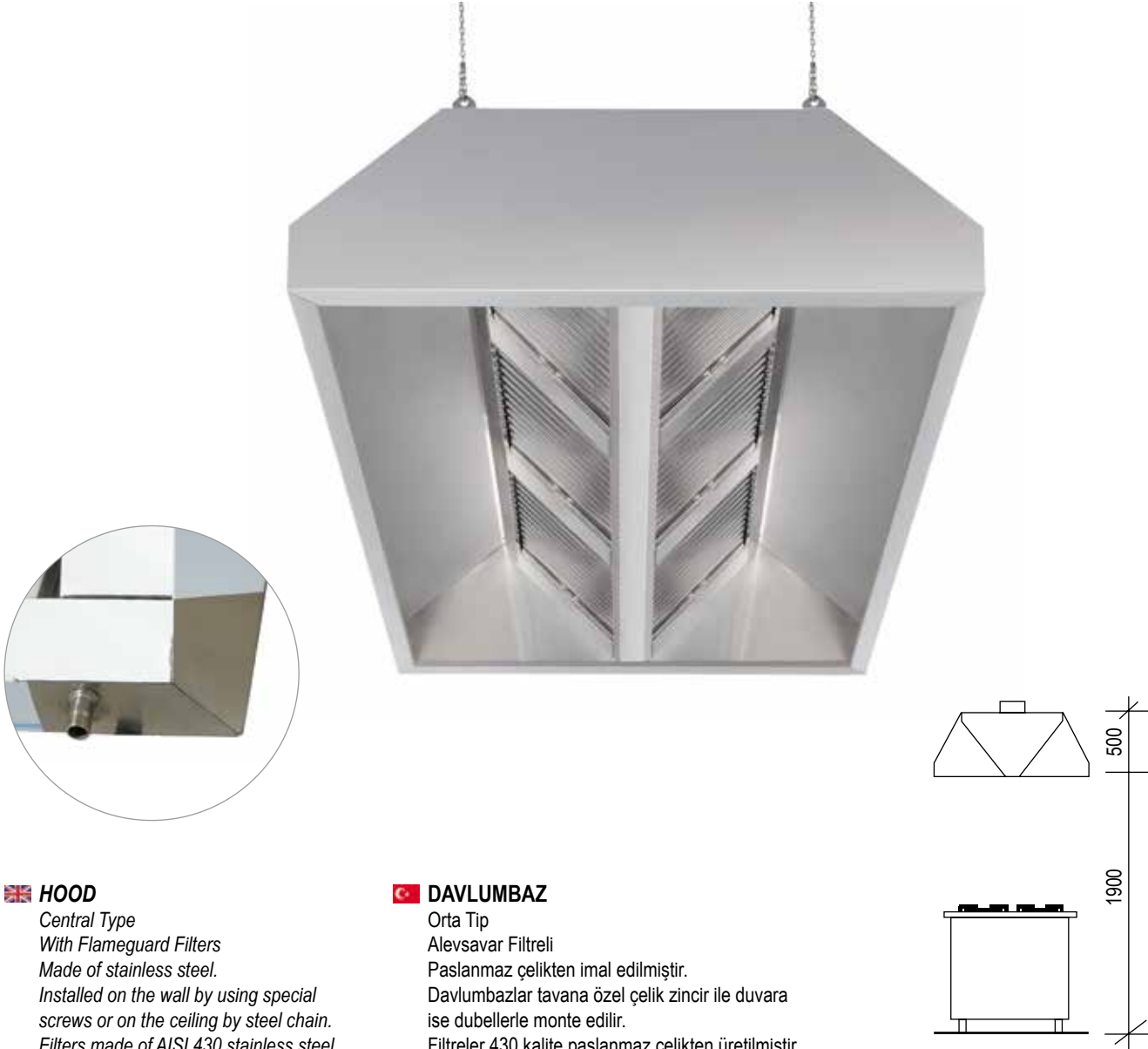
Wall type • Blok Type  
With Flameguard Filters and lighting.  
Made of stainless steel.  
Installed on the wall by using special screws or on the ceiling by steel chain.  
Filters made of AISI 430 stainless steel.

#### DAVLUMBAZ

Duvar Tip • Blok tip  
Alevsavar Filtreli • Aydınlatmalı  
Paslanmaz çelikten imal edilmiştir.  
Davulmbazlar tavana özel çelik zincir ile duvara ise dubellerle monte edilir.  
Filtreler 430 kalite paslanmaz çelikten üretilmiştir.

#### WALL - BLOCK TYPE WITH FILTERS and LIGHTING // DUVAR - BLOK TİP FİLTRELİ ve AYDINLATMALI 1.400 mm

Model	Dimension mm	EUR	Gross Kg	Gross m <sup>3</sup>	Ean No 86992344	Exhaust		Filter	Lighting	
						Dim. (mm)	(m <sup>3</sup> /h)		Dim. (mm)	(W)
HMF125L	1250x1400x500	<b>927</b>	44	0,94	47570	1 (400x300)	2.370	2xFLT2	LM1 (1000-1500)	1x18
HMF150L	1500x1400x500	<b>994</b>	49	1,12	47587	1 (400x300)	2.755	3xFLT3	LM1 (1000-1500)	1x18
HMF200L	2000x1400x500	<b>1.230</b>	60	1,49	47594	1 (400x300)	3.525	3xFLT2	LM2 (2000-2500)	2x18
HMF250L	2500x1400x500	<b>1.375</b>	72	1,86	47600	1 (400x300)	4.295	4xFLT2	LM2 (2000-2500)	2x18
HMF300L	3000x1400x500	<b>1.640</b>	83	2,23	47617	2 (400x300)	5.245	5xFLT2	LM3 (3000-3500)	3x18
HMF350L	3500x1400x500	<b>1.977</b>	93	2,60	47624	2 (400x300)	6.195	6xFLT2	LM3 (3000-3500)	3x18
HMF400L	4000x1400x500	<b>2.250</b>	105	2,97	47631	2 (400x300)	7.145	6xFLT2	LM4 (4000-5000)	4x18



### HOOD

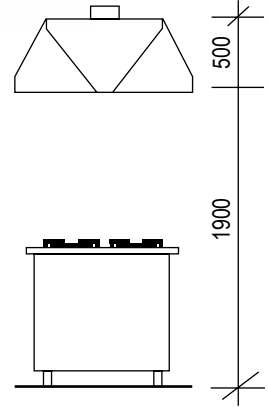
Central Type  
With Flameguard Filters  
Made of stainless steel.  
Installed on the wall by using special  
screws or on the ceiling by steel chain.  
Filters made of AISI 430 stainless steel.

### DAVLUMBAZ

Orta Tip  
Aleksavar Filtreli  
Paslanmaz çelikten imal edilmiştir.  
Davlumbazlar tavana özel çelik zincir ile duvara  
ise dubellerle monte edilir.  
Filtreler 430 kalite paslanmaz çelikten üretilmiştir.

CENTRAL TYPE WITH FILTERS // ORTA TİP FİLTRELİ 1.500 mm								
Model	Dimension mm	EUR	Gross Kg	Gross m <sup>3</sup>	Ean No 86992344	Exhaust		Filter
						Dim. (mm)	(m <sup>3</sup> /h)	
HRF150	1500x1500x500	<b>1.215</b>	68	1,13	35232	1 (500x400)	3.000	6xFLT3
HRF200	2000x1500x500	<b>1.400</b>	81	1,50	35249	1 (500x400)	3.800	6xFLT2
HRF250	2500x1500x500	<b>1.632</b>	97	1,88	35256	1 (500x400)	4.750	8xFLT2
HRF300	* 3000x1500x500	<b>1.891</b>	72	1,35	35263	2 (500x400)	5.700	10xFLT2
HRF350	* 3500x1500x500	<b>2.285</b>	121	2,78	35270	2 (500x400)	6.650	12xFLT2
HRF400	* 4000x1500x500	<b>2.509</b>	137	3,18	35287	2 (500x400)	7.600	12xFLT2

\* produced in two pieces. // 2 parça halinde üretilir.



### HOOD

Central Type  
With Flameguard Filters  
Made of stainless steel.  
Installed on the wall by using special  
screws or on the ceiling by steel chain.  
Filters made of AISI 430 stainless steel.

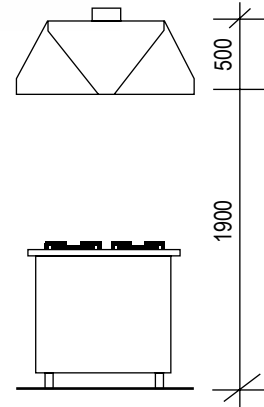
### DAVLUMBAZ

Orta Tip  
Aleksavar Filtreli  
Paslanmaz çelikten imal edilmiştir.  
Davlumbazlar tavana özel çelik zincir ile duvara  
ise dubellerle monte edilir.  
Filtreler 430 kalite paslanmaz çelikten üretilmiştir.

#### CENTRAL TYPE WITH FILTERS // ORTA TİP FİLTRELİ 1.800 mm

Model	Dimension mm	EUR	Gross Kg	Gross m <sup>3</sup>	Ean No 86992344	Exhaust		Filter
						Dim. (mm)	(m <sup>3</sup> /h)	
<b>HUF200</b>	2000x1800x500	<b>1.539</b>	107	1,91	35423	1 (500x400)	4.500	6xFLT2
<b>HUF250</b>	2500x1800x500	<b>1.763</b>	114	2,38	35430	1 (500x400)	5.650	8xFLT2
<b>HUF300</b>	* 3000x1800x500	<b>2.037</b>	120	2,86	35447	2 (500x400)	6.800	10xFLT2
<b>HUF350</b>	* 3500x1800x500	<b>2.486</b>	133	3,33	35454	2 (500x400)	7.950	12xFLT2
<b>HUF400</b>	* 4000x1800x500	<b>2.749</b>	150	3,80	35461	2 (500x400)	9.100	12xFLT2

\* produced in two pieces. // 2 parça halinde üretilir.



### HOOD

Central Type  
With Flameguard Filters  
Made of stainless steel.  
Installed on the wall by using special  
screws or on the ceiling by steel chain.  
Filters made of AISI 430 stainless steel.

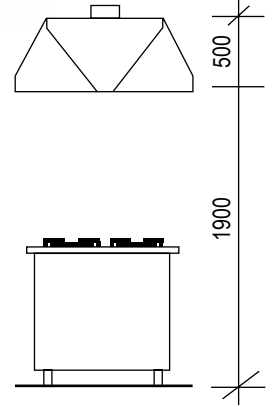
### DAVLUMBAZ

Orta Tip  
Alevsavar Filtreli  
Paslanmaz çelikten imal edilmiştir.  
Davlu mbazlar tavana özel çelik zincir ile duvara  
ise dubellerle monte edilir.  
Filtreler 430 kalite paslanmaz çelikten üretilmiştir.

#### CENTRAL TYPE WITH FILTERS // ORTA TİP FİLTRELİ 2.200 mm

Model	Dimension mm	EUR	Gross Kg	Gross m <sup>3</sup>	Ean No 86992344	Exhaust		Filter
						Dim. (mm)	(m <sup>3</sup> /h)	
<b>HSF200</b>	2000x2200x500	<b>2.390</b>	116	2,91	35591	1 (500x400)	5.500	6xFLT2
<b>HSF250</b>	* 2500x2200x500	<b>2.706</b>	134	3,49	35607	1 (500x400)	6.900	8xFLT2
<b>HSF300</b>	* 3000x2200x500	<b>3.073</b>	149	4,06	35614	2 (500x400)	8.300	10xFLT2
<b>HSF350</b>	* 3500x2200x500	<b>3.375</b>	167	4,64	35621	2 (500x400)	9.700	12xFLT2
<b>HSF400</b>	* 4000x2200x500	<b>3.677</b>	210	5,22	35638	2 (500x400)	11.100	12xFLT2

\* produced in two pieces. // 2 parça halinde üretilir.



### HOOD

Central Type  
With Flameguard Filters  
Made of stainless steel.  
Installed on the wall by using special screws or on the ceiling by steel chain.  
Filters made of AISI 430 stainless steel.

### DAVLUMBAZ

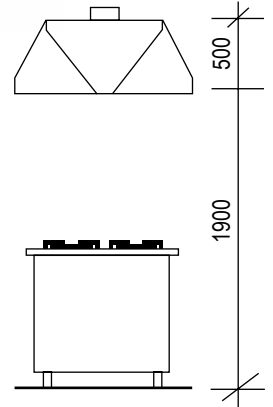
Orta Tip  
Alevsavar Filtreli  
Paslanmaz çelikten imal edilmiştir.  
Davumbazlar tavana özel çelik zincir ile duvara ise dubellerle monte edilir.  
Filtreler 430 kalite paslanmaz çelikten üretilmiştir.

#### CENTRAL TYPE WITH FILTERS and LIGHTING // ORTA TİP FİLTRELİ ve AYDINLATMALI 1.500 mm

Model	Dimension mm	EUR	Gross Kg	Gross m <sup>3</sup>	Ean No 86992344	Exhaust		Filter	Lighting	
						Dim. (mm)	(m <sup>3</sup> /h)		Dim. (mm)	(W)
HRF150L	1500x1500x500	<b>1.385</b>	71	1,13	47693	1 (500x400)	3.000	6xFLT3	LM2 (1500)	2x18
HRF200L	2000x1500x500	<b>1.740</b>	78	1,60	47709	1 (500x400)	3.800	6xFLT2	LM4 (2000-2500)	4x18
HRF250L	2500x1500x500	<b>1.972</b>	94	1,99	47716	1 (500x400)	4.750	8xFLT2	LM4 (2000-2500)	4x18
HRF300L	* 3000x1500x500	<b>2.400</b>	109	2,39	47723	2 (500x400)	5.700	10xFLT2	LM6 (3000-3500)	6x18
HRF350L	* 3500x1500x500	<b>2.795</b>	121	2,78	47730	2 (500x400)	6.650	12xFLT2	LM6 (3000-3500)	6x18
HRF400L	* 4000x1500x500	<b>3.190</b>	137	3,18	47747	2 (500x400)	7.600	12xFLT2	LM8 (4000-5000)	8x18

\* produced in two pieces. // 2 parça halinde üretilir.





### HOOD

Central Type  
With Flameguard Filters  
Made of stainless steel.  
Installed on the wall by using special  
screws or on the ceiling by steel chain.  
Filters made of AISI 430 stainless steel.

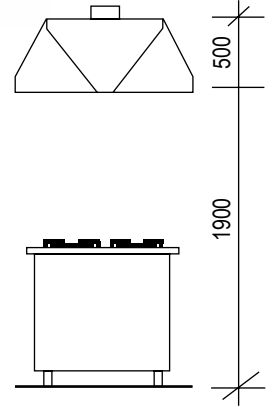
### DAVLUMBAZ

Orta Tip  
Alevsavar Filtreli  
Paslanmaz çelikten imal edilmiştir.  
Davulmbazlar tavana özel çelik zincir ile duvara  
ise dubellerle monte edilir.  
Filtreler 430 kalite paslanmaz çelikten üretilmiştir.

#### CENTRAL TYPE WITH FILTERS and LIGHTING // ORTA TİP FİLTRELİ ve AYDINLATMALI 1.800 mm

Model	Dimension mm	EUR	Gross Kg	Gross m <sup>3</sup>	Ean No 86992344	Exhaust		Filter	Lighting	
						Dim. (mm)	(m <sup>3</sup> /h)		Dim. (mm)	(W)
HUF200L	2000x1800x500	<b>1.880</b>	107	1,80	47792	1 (500x400)	4.500	6xFLT2	LM4 (2000-2500)	4x18
HUF250L	* 2500x1800x500	<b>2.103</b>	114	2,38	47808	1 (500x400)	5.650	8xFLT2	LM4 (2000-2500)	4x18
HUF300L	* 3000x1800x500	<b>2.548</b>	120	2,86	47815	2 (500x400)	6.800	10xFLT2	LM6 (3000-3500)	6x18
HUF350L	* 3500x1800x500	<b>2.996</b>	133	3,33	47822	2 (500x400)	7.950	12xFLT2	LM6 (3000-3500)	6x18
HUF400L	* 4000x1800x500	<b>3.429</b>	150	3,80	47839	2 (500x400)	9.100	12xFLT2	LM8 (4000-5000)	8x18

\* produced in two pieces. // 2 parça halinde üretilir.



### HOOD

Central Type  
With Flameguard Filters  
Made of stainless steel.  
Installed on the wall by using special  
screws or on the ceiling by steel chain.  
Filters made of AISI 430 stainless steel.

### DAVLUMBAZ

Orta Tip  
Alevsavar Filtreli  
Paslanmaz çelikten imal edilmiştir.  
Davlumbazlar tavana özel çelik zincir ile duvara  
ise dubellerle monte edilir.  
Filtreler 430 kalite paslanmaz çelikten üretilmiştir.

#### CENTRAL TYPE WITH FILTERS and LIGHTING // ORTA TİP FİLTRELİ ve AYDINLATMALI 2.200 mm

Model	Dimension mm	EUR	Gross Kg	Gross m <sup>3</sup>	Ean No 86992344	Exhaust		Filter	Lighting	
						Dim. (mm)	(m <sup>3</sup> /h)		Dim. (mm)	(W)
HSF200L	2000x2200x500	<b>2.720</b>	116	2,91	51515	1 (500x400)	5.500	6xFLT2	LM4 (2000-2500)	4x18
HSF250L	* 2500x2200x500	<b>3.036</b>	147	1.13	47891	1 (500x400)	6.900	8xFLT2	LM4 (2000-2500)	4x18
HSF300L	* 3000x2200x500	<b>3.568</b>	149	4,06	47907	2 (500x400)	8.300	10xFLT2	LM6 (3000-3500)	6x18
HSF350L	* 3500x2200x500	<b>3.870</b>	167	4,64	47914	2 (500x400)	9.700	12xFLT2	LM6 (3000-3500)	6x18
HSF400L	* 4000x2200x500	<b>4.336</b>	210	5,22	47921	2 (500x400)	11.100	12xFLT2	LM8 (4000-5000)	8x18

\* produced in two pieces. // 2 parça halinde üretilir.



FLT3



FLT2

### 🇬🇧 FILTER

Flameguard

Filters made of AISI 430 type of stainless steel.

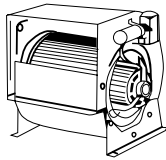
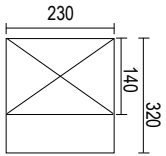
### 🇹🇷 FİLTRE

Alevsavar

Filtreler 430 kalite paslanmaz çelikten üretilmiştir.

Code / Kod	Dimension mm	EUR	Gross Kg	Gross m <sup>3</sup>	Ean No
R06AL50	500x500x20	39	2,50	0,05	86992344 35812
R06AL40	400x500x20	36	2,20	0,04	86992344 35843

ADR7/7



### 🇬🇧 RADIAL VENTILATOR

Galvanize - adjustable speed

### 🇹🇷 RADYAL FAN

Galvaniz - Ayarlanabilir hız

### 🇬🇧 SPEED CONTROL SWITCH

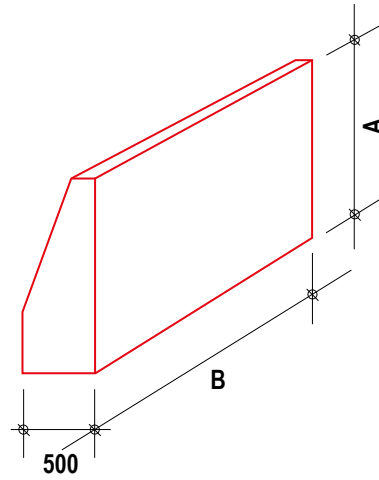
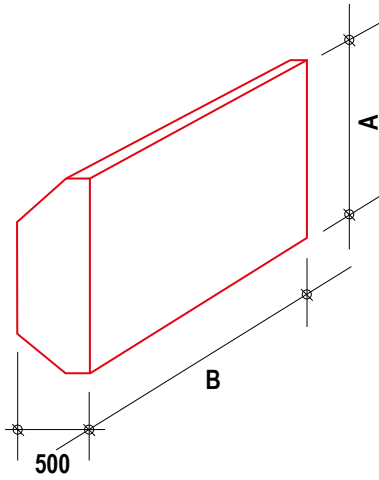
### 🇹🇷 HIZ KONTROL ANAHTARI

Code / Kod	Dimension mm	EUR	(m <sup>3</sup> /h)	Energy	Gross Kg	Gross m <sup>3</sup>	Ean No
A09DR07	230x317x320	700	1400	230 V	12	0,02	86992344 10338

Code / Kod	EUR	Energy	Ean No
A09AW22	95	230 V	86992344 10321


*Optional:*  
Wooden crates for hoods.

İsteğe bağlı:  
Ahşap karkas.













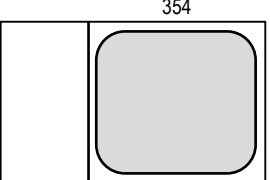
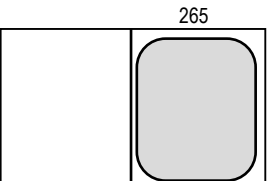
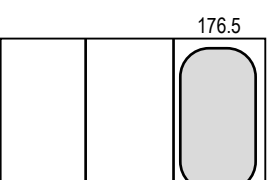
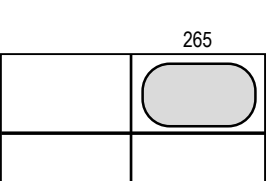
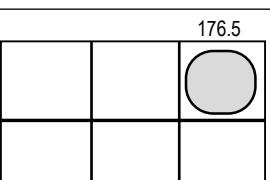
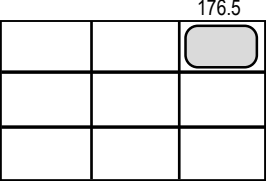
A Depth mm	Width mm B												EUR Net prices. / Net fiyatlar.
	1000	1250	1500	2000	2500	3000	3500	4000	4500	5000	5500	6000	
700	99.75	101.00	102.25	104.75	107.25	109.75	112.25	116.03	143.53	146.03	148.53	151.03	
900	100.55	101.80	103.05	105.55	108.05	110.55	113.05	117.03	144.53	147.03	149.53	152.03	
1100	101.35	102.60	103.85	106.35	108.85	111.35	113.85	118.03	145.53	148.03	150.53	153.03	
1400	102.55	103.80	105.05	107.55	110.05	112.55	115.05	119.53	147.03	149.53	152.03	154.53	
1500	102.95	104.20	105.45	107.95	110.45	112.95	115.45	120.03	147.53	150.03	152.53	155.03	
1800	104.15	105.40	106.65	109.15	111.65	114.15	116.65	121.53	149.03	151.53	154.03	156.53	
2200	105.75	107.00	108.25	110.75	113.25	115.75	118.25	123.53	151.03	153.53	156.03	158.03	

## LID / KAPAK

	SIZE	W x D (mm)	MODEL	EUR
	1/6 GN	176x162	GN 16	8
	1/4 GN	265x162	GN 14	10
	1/3 GN	325x176	GN 13	11
	1/2 GN	325x265	GN 12	13
	2/3 GN	354x325	GN 23	19
	1/1 GN	530x325	GN 11	21
	2/1 GN	650x530	GN 21	44

## CONTAINER / KÜVET

	SIZE	W x D (mm)	CAPACITY (lt)	DEPTH (mm)	MODEL	EUR
	2/1 GN	650x530	5.00	20	GN 2120	48
		650x530	10.00	40	GN 2140	51
		650x530	18.50	65	GN 2165	62
		650x530	28.50	100	GN 21100	70
		650x530	42.50	150	GN 21150	108
		650x530	57.50	200	GN 21200	120
	1/1 GN	530x325	2.50	20	GN 1120	23
		530x325	5.00	40	GN 1140	26
		530x325	9.00	65	GN 1165	29
		530x325	14.00	100	GN 11100	33
		530x325	21.00	150	GN 11150	45
		530x325	28.00	200	GN 11200	55
	2/3 GN	354x325	1.50	20	GN 2320	18
		354x325	3.00	40	GN 2340	19
		354x325	5.50	65	GN 2365	25
		354x325	9.00	100	GN 23100	29
		354x325	13.00	150	GN 23150	46
		354x325	18.00	200	GN 23200	60
	1/2 GN	265x325	1.25	20	GN 1220	15
		265x325	2.00	40	GN 1240	17
		265x325	4.50	65	GN 1265	19
		265x325	6.00	100	GN 12100	22
		265x325	9.00	150	GN 12150	27
		265x325	12.00	200	GN 12200	39
	1/3 GN	176,5x325	0.75	20	GN 1320	12
		176,5x325	1.50	40	GN 1340	14
		176,5x325	2.50	65	GN 1365	15
		176,5x325	4.00	100	GN 13100	19
		176,5x325	5.75	150	GN 13150	33
		176,5x325	7.80	200	GN 13200	43
	1/4 GN	265x162	0.50	20	GN 1420	11
		265x162	1.00	40	GN 1440	13
		265x162	1.80	65	GN 1465	15
		265x162	2.80	100	GN 14100	17
		265x162	4.00	150	GN 14150	29
		265x162	5.50	200	GN 14200	41
	1/6 GN	176,5x162	1.00	20	GN 1665	10
		176,5x162	1.60	40	GN 16100	12
		176,5x162	2.40	65	GN 16150	28
		176,5x162	3.40	100	GN 16200	40
	1/9 GN	176x108	0.60	65	GN 1965	9
		176x108	1.00	100	GN 19100	15

	CONTAINERS KÜVET	GN	DEPTH mm	VOLUME lt	DIMENSION mm
		2/1	20	5	650x530
2/1	40	10			
2/1	65	18.5			
2/1	100	28.5			
2/1	150	42.5			
2/1	200	57.5			
LID KAPAK	2/1				
	CONTAINERS KÜVET	1/1	20	2.5	580x325
		1/1	40	5	
1/1	65	9			
1/1	100	14			
1/1	150	21			
1/1	200	28			
LID KAPAK	1/1				
	CONTAINERS KÜVET	2/3	20	1.5	354x325
		2/3	40	3	
2/3	65	5.5			
2/3	100	9			
2/3	150	13			
2/3	200	18			
LID KAPAK	2/3				
	CONTAINERS KÜVET	1/2 - 20	20	1.25	325x265
		1/2 - 40	40	2	
1/2 - 65	65	4.5			
1/2 - 100	100	6			
1/2 - 150	150	9			
1/2 - 200	200	12			
LID KAPAK	1/2				
	CONTAINERS KÜVET	1/3 - 20	20	0.75	325x176.5
		1/3 - 40	40	1.5	
1/3 - 65	65	2.5			
1/3 - 100	100	4			
1/3 - 150	150	5.7			
1/3 - 200	200	7.8			
LID KAPAK	1/3				
	CONTAINERS KÜVET	1/4 - 20	20	0.5	265x162
		1/4 - 40	40	1	
1/4 - 65	65	1.8			
1/4 - 100	100	2.8			
1/4 - 150	150	4			
1/4 - 200	200	5.5			
LID KAPAK	1/4				
	CONTAINERS KÜVET	1/6 - 65	20	1	176.5x162
		1/6 - 100	40	1.6	
1/6 - 150	65	2.4			
1/6 - 200	100	3.4			
LID KAPAK	1/6				
	CONTAINERS KÜVET	1/9 - 65	65	0.6	176.5x108
		1/9 - 100	100	1	
LID KAPAK	1/9				

INDEX

FIHRIST



## INDEX

### B

BAINMARIE.....	12, 48, 49, 74, 75, 161
BAINMARIE UNIT ON HOT CUPBOARD.....	124, 145
BAINMARIE UNIT ON OPEN CUPBOARD.....	119, 124, 125, 143, 144
BAINMARIE WITH HOT CUPBOARD.....	160
BANQUET TROLLEY.....	157, 158
BASKET LIFTER.....	162
BASKET TROLLEY.....	174
BOILING PAN.....	32, 51, 68, 76
BUILT - IN BOOSTER PUMP FOR RINSE WATER.....	98

### C

CASH DESK.....	148
CHEF TABLE.....	200, 201
CHIPS SCUTTLE.....	12, 50, 75
COLD GASTRO BUFFET.....	105, 106, 109, 110, 112
COLD SERVICE.....	123
COMBINED SINK UNIT.....	209
CONTAINER.....	243
CONTAINER TROLLEY.....	173
COOKER.....	3, 8
CORNER UNIT.....	150
CUP RACK 16 COMPARTMENS.....	100
CUP RACK WITH EXTENDER 25 COMPARTMENS.....	100
CUP RACK WITH EXTENDER 36 COMPARTMENS.....	100
CUP RACK WITH EXTENDER 49 COMPARTMENS.....	100
CUPBOARD SINK UNIT WITH 1 BOWL.....	202
CUPBOARD SINK UNIT WITH 2 BOWLS.....	203
CUPS RACK.....	99
CURVED CONVEYOR.....	95
CURVED GLASS SHELF.....	152

### D

DEEP FAT FRYER.....	7, 10, 31, 44, 45, 66, 73
DETERGENT DISPENSER.....	98
DISHWASHER.....	83, 85, 87, 89
DISPLAY.....	120, 125
DRAIN OUTLET.....	201
DRAIN PUMP.....	98
DRAWER.....	182

### F

FILTER.....	241
FISH PREPARATION TABLE.....	211
FLATWARE RACK.....	99
FLOUR AND SUGAR TROLLEY.....	169
FOOD LIGHTING.....	153
FOOD WARMER.....	153
FRONT GLASS SNEEZE QUARD FOR SHELF.....	152
FRONT PANEL.....	152
FRY TOP.....	4, 9, 24, 25, 26, 41, 42, 43, 63, 72

### G

GAS WOK COOKER.....	22, 23, 62
GLASS WASHER.....	81, 82
GN CONTAINER TROLLEY.....	171
GREASE HOLDING UNIT.....	214

### H

HAND WASH.....	209
HANGING UNIT FOR LADLE.....	190
HANGING UNIT FOR MEAT.....	190
HEATED DROP IN BOWL.....	132, 133, 134
HEATED DROP IN HOT PLATE.....	132, 133, 134
HOOD.....	223-240
HOT CUPBOARD.....	188
HOT GASTRO BUFFET.....	107, 110, 113
HOT PLATE UNIT ON OPEN CUPBOARD.....	144

### L

LAVA CHAR GRILL.....	5, 28, 27, 64
LID.....	243
LOADING / UNLOADING TABLE.....	90
LOADING CONVEYOR.....	95
LOADING TABLE.....	90, 91, 92

### M

MARBLE WORK TABLE.....	184
MIDDLE SHELF.....	183
MOBILE PLATE DISPENSER.....	108, 115
MOBILE REFUSE BIN.....	165



# INDEX

<b>N</b>	
NEUTRAL GASTRO BUFFET.....	108, 114
NEUTRAL SERVICE UNIT ON HOT CUPBOARD.....	147
NEUTRAL SERVICE UNIT ON OPEN CUPBOARD.....	120, 147
NEUTRAL UNIT.....	13, 52, 77
<b>O</b>	
OPEN HOSE REEL.....	97
OPEN RACK.....	99
OPEN RACK.....	99
OVERFLOW PIPE.....	203
OVERSHELF.....	135
OVERSHELVES.....	154
<b>P</b>	
PAN CUPBOARD.....	189
PASTA COOKER.....	11, 47, 74
PASTRY TRAY TROLLEY.....	174
PLATE DISPENSER COUNTER.....	149
PLATE LIFTER (HEATED).....	161
PLATE RACK.....	99
PLATE TROLLEY.....	170
PLATFORM TROLLEY.....	167
PLATFORM TROLLEY.....	168
POLYETHYLEN WORK TABLE.....	185
POLYETYLEN TOP MEAT CHOPPING BLOCK.....	190
POT WASHING UNIT.....	209
PRE-RINSE UNIT FOR DISWASHER.....	96
<b>R</b>	
RACK TROLLEY.....	168
RADIAL VENTILATOR.....	241
RAIL.....	205
RANGE.....	17, 20, 21, 33-40, 57, 58, 59, 60, 61, 69, 70, 71
REFRIGERATED BOWL UNIT ON OPEN CUPBOARD.....	118, 122, 123, 139, 140
REFRIGERATED BOWL UNIT ON REFRIGERATED CUPBOARD.....	140, 141
REFRIGERATED DROP IN BOWL.....	129, 130, 131
REFRIGERATED DROP IN COLD PLATE.....	129, 130, 131
REFRIGERATED PLATE UNIT ON OPEN CUPBOARD.....	142
REFRIGERATED SHOWCASE ON OPEN CUPBOARD.....	141
RINSEAID DISPENSER.....	98
<b>S</b>	
SELF SERVICE TRAY TROLLEY.....	173
SERVICE TROLLEY WITH 2 SHELVES.....	166
SERVICE TROLLEY WITH 2 SHELVES AND 1 DEEP CLEARING BASIN...	167
SERVICE TROLLEY WITH 3 SHELVES.....	166
SHELVING UNIT.....	217, 218, 219
SINK WITH 1 BOWLS.....	93, 191, 192, 193, 194
SINK WITH 2 BOWLS.....	94, 195, 196, 197, 118
SINK WITH 3 BOWLS.....	199
SORTING TABLE.....	101, 213
SPEED CONTROL SWITCH.....	241
STOCK POT STOVE.....	78
SUPPORT FOR GLASS SHELF.....	152
<b>T</b>	
TILTING BRATT PAN.....	32, 67, 76
TRAY LIFTER.....	164
TRAY RACK.....	99
TRAY SHOULDER WITH HOPPER.....	151
TRAY SLIDER (TILTABLE).....	115, 125, 152
TRAY TROLLEY.....	172
<b>U</b>	
UNLOADING TABLE.....	90
<b>V</b>	
VAPOUR GRILL.....	6, 65
VEGETABLE WASHING TROLLEY.....	170
VEGETABLE WASHING UNIT.....	210
<b>W</b>	
WALL CABINET.....	207, 208
WALL CABINET (without door).....	206
WALL SHELF.....	205
WORK TABLE.....	177, 178, 179, 180, 186, 187
WORK TABLE MOBILE.....	183
WORK TABLE WITH CUPBOARD.....	53, 14
WORK TABLE WITH CUPBOARD.....	53
WORK TABLE WITH DRAWERS.....	14
WORK TABLE WITH SCRAPPING HOLE.....	212

# FİHRİST

## A

ALÇAK ÇEKMECE .....	14
ALÇAK DOLAP .....	53
ALÇAK TEZGAH .....	53, 14
ANKASTRE SICAK BÜFE HAVUZ .....	132, 133, 134
ANKASTRE SICAK BÜFE PLEYT .....	132, 133, 134
ANKASTRE SOĞUK BÜFE HAVUZ .....	129, 130, 131
ANKASTRE SOĞUK BÜFE PLEYT .....	129, 130, 131
ARA RAF .....	181
ARA TEZGAH .....	13, 52, 77
AYDINLATMA .....	153

## B

BALIK HAZIRLAMA TEZGAHI .....	211
BANKET ÜNİTESİ .....	157, 158
BARDAK YIKAMA MAKİNESİ .....	81, 82
BASKET 16 BÖLMELİ .....	100
BASKET 25 BÖLMELİ YÜKSELTİCİLİ .....	100
BASKET 36 BÖLMELİ YÜKSELTİCİLİ .....	100
BASKET 49 BÖLMELİ YÜKSELTİCİLİ .....	100
BASKET ARABASI .....	168
BASKET BARDAK .....	99
BASKET ÇATAL KAŞIK .....	99
BASKET İSTİF ARABASI .....	174
BASKET KAP .....	99
BASKET OTOMATI .....	162
BASKET TABAK .....	99
BASKET TEMEL .....	99
BASKET TEPESİ .....	99
BENMARİ .....	12, 48, 49, 74, 75, 161
BENMARİ ALTI AÇIK DOLAPLI .....	119, 124, 125, 143, 144
BENMARİ ALTI SICAKLIK DOLAPLI .....	124, 145
BULAŞIK SIYIRMA .....	212
BULAŞIK TOPLAMA .....	101, 213
BULAŞIK YIKAMA MAKİNASI ÖN YIKAMA-DURULAMA ÜNİTESİ .....	96
BULAŞIK YIKAMA MAKİNESİ .....	83, 85, 87, 89

## C

CAM SERVİS RAFI AYAĞI .....	152
CAMEKAN .....	120, 125

## Ç

ÇALIŞMA TEZGAHI .....	177, 178, 179, 180, 186, 187
ÇEKMECE .....	182
ÇIKIŞ TEZGAHI .....	90
ÇÖP ARABASI .....	165

## D

DAVLUMBAZ .....	223-240
DEPOLAMA DOLABI .....	189
DETERJAN DISPENSERİ .....	98
DEVRİLİR TAVA .....	32, 67, 76
DOLAP 1 EVİYELİ .....	202
DOLAP 2 EVİYELİ .....	203
DRENAJ POMPASI .....	98
DURULAMA SUYU BASINÇ POMPASI .....	98
DUVAR DOLABI .....	207, 208
DUVAR DOLABI (Kapısız) .....	206
DUVAR RAFI .....	205

## E

EL YIKAMA .....	209
ET ASKI BORUSU .....	190

## F

FİLTRE .....	241
FRİTÖZ .....	7, 10, 31, 44, 45, 66, 73

## G

GAZLI SULU IZGARA .....	6, 65
GAZLI WOK OCAK .....	22, 23, 62
GİRİŞ / ÇIKIŞ TEZGAHI .....	90
GİRİŞ KONVEYÖRÜ .....	95
GİRİŞ TEZGAHI .....	90, 91, 92
GN KÜVET TAŞIMA ARABASI .....	171

## H

HAREKETLİ TEZGAH .....	183
HIZ KONTROL ANAHTARI .....	243

## I

ISITMA .....	153
IZGARA .....	4, 9, 24, 25, 26, 41, 42, 43, 63, 72

## i

İSTİF RAFI .....	217, 218, 219
------------------	---------------

## K

KAPAK .....	243
KASA TEZGAHI .....	148
KAYNATMA TENCERESİ .....	32, 51, 68, 76
KAZAN TAŞIMA .....	168
KAZAN TENCERE YIKAMA .....	209

KEPÇE ASKI BORUSU .....	190
KIZAK .....	205
KOMBİNE EVYE .....	209
KÖŞE KONVEYÖR .....	95
KÖŞE TEZGAHI .....	150
KUVER .....	151
KUZİNE .....	17, 20, 21, 33-40, 57, 58, 59, 60, 61, 69, 70, 71
KÜVET .....	243
KÜVET ARABASI .....	173

**L**

LAVATAŞLI IZGARA .....	5, 28, 27, 64
------------------------	---------------

**M**

MAKARNA HAŞLAMA .....	11, 47, 74
MERMER TEZGAH .....	184

**N**

NÖTR BÜFE .....	108, 114
NÖTR SERVİS ALTI AÇIK DOLAPLI .....	120, 147
NÖTR SERVİS ALTI SICAKLIK DOLAPLI .....	147

**O**

OCAK .....	3, 8
OTOMAT TEZGAHI .....	149

**Ö**

ÖN PANEL .....	152
ÖN STAND (KATLANIR) .....	115, 125, 152

**P**

PARLATICI DISPENSERİ .....	98
PATATES DİNLENDİRME .....	12, 50, 75
PATİSERİ TEPŞİ TOPLAMA ARABASI .....	174
PLATFORM TAŞIMA ARABASI .....	167
POLİETİLEN ET KÜTÜĞÜ .....	190
POLİETİLEN TEZGAH .....	185

**R**

RADYAL FAN .....	241
------------------	-----

**S**

SEBZE YIKAMA .....	170
SEBZE YIKAMA TEZGAHI .....	210

SELF SERVİS TEPŞİ TOPLAMA ARABASI .....	173
SERVİS ARABASI 2 KATLI .....	166
SERVİS ARABASI 2 RAFLI VE 1 DERİN HAVUZLU .....	167
SERVİS ARABASI 3 KATLI .....	166
SERVİS RAFI .....	154
SERVİS RAFI CAMI .....	152
SERVİS RAFI ÖN CAMI .....	152
SICAK BÜFE .....	107, 110, 113
SICAK DOLAPLI BENMARİ .....	160
SICAK PLEYT ALTI AÇIK DOLAPLI .....	146
SICAKLIK DOLABI .....	188
SIFON .....	201
SOĞUK BÜFE .....	105, 106, 109, 110, 112
SOĞUK PLEYT ALTI AÇIK DOLAPLI .....	142
SOĞUK SERVİS .....	123
SOĞUK SERVİS ALTI AÇIK DOLAPLI .....	118, 122, 123, 139, 140
SOĞUK SERVİS ALTI SOĞUK DOLAPLI .....	140, 141
SOĞUK SERVİS KABİNİ ALTI AÇIK DOLAPLI .....	141

**Ş**

ŞEF TEZGAHI .....	200, 201
-------------------	----------

**T**

TABAK OTOMATI .....	108, 115
TABAK OTOMATI (ISITMALI) .....	161
TABAK TAŞIMA ARABASI .....	170
TAŞMA BORUSU .....	201
TEPŞİ OTOMATI .....	164
TEPŞİ TOPLAMA ARABASI .....	172
TEZGAH 1 EVİYELİ .....	93, 191, 192, 193, 194
TEZGAH 2 EVİYELİ .....	94, 195, 196, 197, 198
TEZGAH 3 EVİYELİ .....	199

**U**

UN - ŞEKER ARABASI .....	169
--------------------------	-----

**Ü**

ÜST STAND .....	135
-----------------	-----

**Y**

YAĞ AYIRICI .....	214
YER OCAĞI .....	78
YER YIKAMA ÜNİTESİ .....	97

A09AW22	241	BTRS714FN	141	DD614	186	DW61	182
A09DR07	241	BTS711FN	139	DD616	186	DW71	182
BTEB714M	159	BTS714FN	139	DD618	186	DWS61	182
BAZ060	154	BTS718FN	140	DD619	186	DWS71	182
BAZ090	154	BTSR714FN	140	DD620	186	EB604	12
BAZ115	154	BTSR718FN	141	DD709 *	186	EB606	12
BAZ140	154	BTTS060	152	DD710 *	186	EB711-S	48
BAZ180	154	BTTS090	152	DD712	186	EB721-S	49
BAZ210	154	BTTS115	152	DD714	186	EB911	74
BLT719	211	BTTS115	125	DD716	186	EB921	75
BQ0	157	BTTS140	125	DD718	186	EBP100I	76
BQ15N2	157	BTTS140	152	DD719	186	EBP150I	76
BQ1N	158	BTTS180	152	DD720	186	EBP250I	76
BQ2	158	BTTS210	152	DF616L	187	EBP60I	51
BTA 090N	153	BTU715AL	148	DF616R	187	EC604	8
BTA 115N	153	BTU715AR	148	DF618L	187	EC606	8
BTA 140N	153	BTU715L	148	DF618R	187	ED612D	189
BTA 180N	153	BTU715R	148	DF620L	187	ED614D	189
BTA 210N	153	BTY 090N	153	DF620R	187	ED616D	189
BTC 060N	152	BTY 115N	153	DF716L	187	ED618D	189
BTC 090N	152	BTY 140N	153	DF716R	187	ED712D	189
BTC 115N	152	BTY 180N	153	DF718L	187	ED714D	189
BTC 140N	152	BTY 210N	153	DF718R	187	ED716D	189
BTC 180N	152	BW 800	81	DF720L	187	ED718D	189
BTC 210N	152	BW 800	82	DF720R	187	EF604	10
BTCP714FN	142	BW 800P	81	DR305	205	EF606	10
BTCP718FN	142	BW 800P	82	DR306	205	EF711-S	44
BTCU720	150	C102	166	DR307	205	EF721-S	45
BTCU720F	150	C103	166	DR308	205	EF912	73
BTCU721	150	C103D	167	DR309	205	EF922	73
BTEB711FN	143	C115	171	DR310	205	EG604	9
BTEB711HM	160	C207M	171	DR312	205	EG604	9
BTEB711M	159	C215	171	DR314	205	EG606SG	9
BTEB714FN	143	C215M1	171	DR316	205	EG711-S	41
BTEB714HFN	145	C609 (C501)	167	DR318	205	EG721-S	42
BTEB714HM	160	CBE711	124	DR320	205	EG721SG-S	43
BTEB718FN	144	CBE714	124	DR405	205	EG911	72
BTEB718HFN	145	CBED714	124	DR406	205	EG921	72
BTEB721FN	144	CBEN718	125	DR407	205	EG921SG	72
BTEB721HFN	145	CM711	125	DR408	205	EMH604	11
BTF090	154	CM714	125	DR409	205	EMH606	11
BTF115	154	CM718	125	DR410	205	EMH711-S	46
BTF140	154	CMB711	119	DR412	205	EMH721-S	47
BTF180	154	CMB714	119	DR414	205	EMH912	74
BTF210	154	CMB718	119	DR416	205	EP722	51
BTHP714FN	146	CMK711	120	DR418	205	EP922	76
BTHP714HFN	146	CMK714	120	DR420	205	EP932	76
BTK 060	152	CMK718	122	DSN610L *	202	EPC711-S	50
BTK 090	152	CMN711	120	DSN610R *	202	EPC912	75
BTK 115	152	CMN714	120	DSN612L	202	EPS604	12
BTK 140	152	CMN718	120	DSN612R	202	ER711-S	33
BTK 180	152	CMS711	118	DSN614L	202	ER711K-S	34
BTK 210	152	CMS714	118	DSN614R	202	ER721-S	35
BTK4	151	CMS718	118	DSN710L *	202	ER721K-S	36
BTK4N	151	CSG3	129	DSN710R *	202	ER722	39
BTK5	151	CSG4	130	DSN712L	202	ER722K	39
BTL 060	152	CSG5	131	DSN712R	202	ER731-S	37
BTL 090	152	CSGP3	129	DSN714L	202	ER731K-S	38
BTL 115	152	CSGP4	130	DSN714R	202	ER732	40
BTL 140	152	CSGP5	131	DSNB614L	203	ER732K	40
BTL 180	152	CSS711	122	DSNB614R	203	ER911	69
BTL 210	152	CSS714	122	DSNB616L	203	ER921	69
BTM090	154	CSS718	122	DSNB616R	203	ER921C	70
BTM115	154	CSSBN718	123	DSNB714L	203	ER922	70
BTM140	154	CSSN718	123	DSNB714R	203	ER922C	70
BTM180	154	D604C	14	DSNB716L	203	ER931	69
BTM210	154	D604D	14	DSNB716R	203	ER932	71
BTN706FN	147	D606D	14	DW 500N	83	ER933	71
BTN709FN	147	D711	53	DW 500N	83	ES606	181
BTN711FN	147	D712	53	DW 500NP	83	ES607	181
BTN714FN	147	D721	53	DW 500NP	83	ES608	181
BTN714HFN	147	D722	53	DW1040TP	85	ES609	181
BTN718FN	147	D731	53	DW1040TP	85	ES610	181
BTN718HFN	147	DBC4C	109	DW1040TP D	85	ES612	181
BTOT705	149	DBC4M	109	DW2000KL	87	ES613	181
BTOT705F	149	DD609 *	186	DW2000KR	87	ES614	181
BTOT710	149	DD610 *	186	DW3000KL	89	ES615	181
BTOT710F	149	DD612	186	DW3000KR	89	ES616	181

ES617.....	181	GN 1220.....	243	HHF150B.....	224	HPL131.....	161
ES618.....	181	GN 12200.....	243	HHF150BL.....	227	HPL232.....	161
ES619.....	181	GN 1240.....	243	HHF150C.....	225	HPL432.....	161
ES620.....	181	GN 1265.....	243	HHF150CL.....	228	HRF150.....	235
ES706.....	181	GN 13.....	243	HHF200A.....	223	HRF150L.....	238
ES707.....	181	GN 13100.....	243	HHF200AL.....	226	HRF200.....	235
ES708.....	181	GN 13150.....	243	HHF200B.....	224	HRF200L.....	238
ES709.....	181	GN 1320.....	243	HHF200BL.....	227	HRF250.....	235
ES710.....	181	GN 13200.....	243	HHF200C.....	225	HRF250L.....	238
ES712.....	181	GN 1340.....	243	HHF200CL.....	228	HRF300.....	235
ES713.....	181	GN 1365.....	243	HHF250A.....	223	HRF300L.....	238
ES714.....	181	GN 14.....	243	HHF250AL.....	226	HRF350.....	235
ES715.....	181	GN 14100.....	243	HHF250B.....	224	HRF350L.....	238
ES716.....	181	GN 14150.....	243	HHF250BL.....	227	HRF400.....	235
ES717.....	181	GN 1420.....	243	HHF250C.....	225	HRF400L.....	238
ES718.....	181	GN 14200.....	243	HHF250CL.....	228	HSF200.....	237
ES719.....	181	GN 1440.....	243	HHF300A.....	223	HSF200L.....	240
ES720.....	181	GN 1465.....	243	HHF300AL.....	226	HSF250.....	237
ESD612.....	188	GN 16.....	243	HHF300B.....	224	HSF250L.....	240
ESD612S.....	188	GN 16100.....	243	HHF300BL.....	227	HSF300.....	237
ESD614.....	188	GN 16150.....	243	HHF300C.....	225	HSF300L.....	240
ESD614S.....	188	GN 16200.....	243	HHF300CL.....	228	HSF350.....	237
ESD616.....	188	GN 1665.....	243	HHF350A.....	223	HSF350L.....	240
ESD616S.....	188	GN 19100.....	243	HHF350AL.....	226	HSF400.....	237
ESD618.....	188	GN 1965.....	243	HHF350B.....	224	HSF400L.....	240
ESD618S.....	188	GN 21.....	243	HHF350BL.....	227	HSG3.....	132
ESD620.....	188	GN 21100.....	243	HHF350C.....	225	HSG4.....	133
ESD620S.....	188	GN 21150.....	243	HHF350CL.....	228	HSG5.....	134
ESD712.....	188	GN 2120.....	243	HHF400A.....	223	HSGP3.....	132
ESD712S.....	188	GN 21200.....	243	HHF400AL.....	226	HSGP4.....	133
ESD714.....	188	GN 2140.....	243	HHF400B.....	224	HSGP5.....	134
ESD714S.....	188	GN 2165.....	243	HHF400BL.....	227	HT3.....	135
ESD716.....	188	GN 23.....	243	HHF400C.....	225	HT4.....	135
ESD716S.....	188	GN 23100.....	243	HHF400CL.....	228	HT5.....	135
ESD718.....	188	GN 23150.....	243	HKF100.....	229	HUF200.....	236
ESD718S.....	188	GN 2320.....	243	HKF100L.....	232	HUF200L.....	239
ESD720.....	188	GN 23200.....	243	HKF125.....	229	HUF250.....	236
ESD720S.....	188	GN 2340.....	243	HKF125L.....	232	HUF250L.....	239
GBP100.....	68	GN 2365.....	243	HKF150.....	229	HUF300.....	236
GBP100I.....	68	GP722.....	32	HKF150L.....	232	HUF300L.....	239
GBP150.....	68	GP922.....	67	HKF200.....	229	HUF350.....	236
GBP150I.....	68	GP932.....	67	HKF200L.....	232	HUF350L.....	239
GBP250.....	68	GR711-S.....	17	HKF250.....	229	HUF400.....	236
GBP250I.....	68	GR721-S.....	18	HKF250L.....	232	HUF400L.....	239
GBP60I.....	32	GR722.....	20	HKF300.....	229	KBC1212C.....	110
GC604.....	3	GR722E.....	20	HKF300L.....	232	KBC1212M.....	110
GC606.....	3	GR731-S.....	19	HKF350.....	229	KBH1212C.....	110
GF604.....	7	GR732.....	21	HKF350L.....	232	KBH1212M.....	110
GF606.....	7	GR732E.....	21	HKF400.....	229	KE 706.....	209
GF712.....	31	GR911.....	57	HKF400L.....	232	KIZ3.....	205
GF722.....	31	GR921.....	57	HLF125.....	230	KIZ5.....	205
GF912.....	66	GR921P.....	58	HLF125L.....	233	KMC120.....	95
GF922.....	66	GR922.....	59	HLF150.....	230	KMC140.....	95
GG604.....	4	GR922E.....	59	HLF150L.....	233	KMC160.....	95
GG606.....	4	GR922P.....	60	HLF200.....	230	KMG120.....	95
GG606SG.....	4	GR931.....	58	HLF200L.....	233	KMG140.....	95
GG711-S.....	24	GR932.....	60	HLF250.....	230	KMG160.....	95
GG721-S.....	25	GR932E.....	61	HLF250L.....	233	KMK100.....	95
GG721SG-S.....	26	GR932M.....	61	HLF300.....	230	KT2118A.....	173
GG911.....	63	GS604.....	3	HLF300L.....	233	L607.....	90
GG921.....	63	GW604.....	6	HLF350.....	230	L610.....	90
GG921SG.....	63	GW606.....	6	HLF350L.....	233	L612K.....	90
GGL604.....	5	GW711-S.....	29	HLF400.....	230	L614.....	90
GGL606.....	5	GW721-S.....	30	HLF400L.....	233	L614K.....	90
GGL711-S.....	27	GW911.....	65	HMF125.....	231	L616K.....	90
GGL721-S.....	28	GW921.....	65	HMF125L.....	234	LG3.....	135
GGL911.....	64	HHF100A.....	223	HMF150.....	231	LG4.....	135
GGL921.....	64	HHF100AL.....	226	HMF150L.....	234	LG5.....	135
GN 11.....	243	HHF100B.....	224	HMF200.....	231	LG612K.....	90
GN 11100.....	243	HHF100BL.....	227	HMF200L.....	234	LG614K.....	90
GN 11150.....	243	HHF125A.....	223	HMF250.....	231	LG616K.....	90
GN 1120.....	243	HHF125AL.....	226	HMF250L.....	234	LS612.....	91
GN 11200.....	243	HHF125B.....	224	HMF300.....	231	LS612K.....	91
GN 1140.....	243	HHF125BL.....	227	HMF300L.....	234	LS614.....	91
GN 1165.....	243	HHF125C.....	225	HMF350.....	231	LS614K.....	91
GN 12.....	243	HHF125CL.....	228	HMF350L.....	234	LS616.....	91
GN 12100.....	243	HHF150A.....	223	HMF400.....	231	LS616K.....	91
GN 12150.....	243	HHF150AL.....	226	HMF400L.....	234	LSS612.....	92

LSS612K.....	92	PA720.....	185	SN614R.....	193	SR714DL.....	194
LSS614.....	92	PGR060.....	154	SN707.....	191	SR714DR.....	93
LSS614K.....	92	PGR060D.....	154	SN707D.....	191	SR714DR.....	194
LSS616.....	92	PGR090.....	154	SN710DL.....	192	SS814.....	101
LSS616K.....	92	PGR090D.....	154	SN710DR.....	192	SS814.....	213
MA712.....	184	PGR100.....	154	SN710L.....	193	SS816.....	101
MA712A.....	184	PGR100D.....	154	SN710R.....	193	SS816.....	213
MA712A.....	184	PGR110.....	154	SN712DL.....	192	SS819.....	101
MA714.....	184	PGR110D.....	154	SN712DR.....	192	SS819.....	213
MA714A.....	184	PGR115.....	154	SN712L.....	193	ST12535.....	155
MA714A.....	184	PGR115D.....	154	SN712R.....	193	ST12537.....	155
MA716.....	184	PGR120.....	154	SN714DL.....	192	STB618DL.....	94
MA716A.....	184	PGR120D.....	154	SN714DR.....	192	STB618DL.....	188
MA716A.....	184	PGR140.....	154	SN714L.....	193	STB618DR.....	94
MA718.....	184	PGR140D.....	154	SN714R.....	193	STB618DR.....	188
MA718A.....	184	PGR150.....	154	SNB612.....	195	STB619DL.....	94
MA718A.....	184	PGR150D.....	154	SNB612D.....	195	STB619DL.....	188
MA812A.....	184	PGR160.....	154	SNB614DL.....	196	STB619DR.....	94
MA814A.....	184	PGR160D.....	154	SNB614DR.....	196	STB619DR.....	188
MA816A.....	184	PGR180.....	154	SNB614L.....	197	STB718DL.....	94
MA818A.....	184	PGR180D.....	154	SNB614R.....	197	STB718DL.....	188
MB55.....	174	PGR200.....	154	SNB616DL.....	196	STB718DR.....	94
MBA55.....	168	PGR200D.....	154	SNB616DR.....	196	STB718DR.....	188
MBC811B.....	112	PGR210.....	154	SNB616L.....	197	STB719DL.....	94
MBC814B.....	112	PGR210D.....	154	SNB616R.....	197	STB719DL.....	188
MBC818B.....	112	PHB.....	190	SNB618DL.....	196	STB719DR.....	94
MBH811B.....	113	PR1.....	98	SNB618DR.....	196	STB719DR.....	188
MBH814B.....	113	PR4.....	98	SNB618L.....	197	STF12535.....	155
MBH818B.....	113	PR4.....	98	SNB618R.....	197	STF12537.....	155
MBN806B.....	114	PR7.....	98	SNB619DL.....	196	SV409C.....	217
MBN810B.....	114	PT604.....	174	SNB619DR.....	196	SV410C.....	217
MBN811B.....	114	PWU12.....	209	SNB619L.....	197	SV412C.....	217
MBN814B.....	114	PWU15.....	209	SNB619R.....	197	SV414C.....	217
MBN818B.....	114	R06AL40.....	241	SNB712.....	195	SV416C.....	217
MBTS06.....	115	R06AL50.....	241	SNB712D.....	195	SV418C.....	217
MBTS10.....	115	SBM3C.....	105	SNB714DL.....	196	SV419C.....	217
MBTS11.....	115	SBM3M.....	105	SNB714DR.....	196	SV420C.....	217
MBTS14.....	115	SBM4C.....	105	SNB714L.....	197	SV509C.....	217
MBTS18.....	113	SBM4M.....	105	SNB714R.....	197	SV510C.....	217
MCPL200.....	170	SBM6C.....	105	SNB716DL.....	196	SV512C.....	217
MFS1.....	169	SBM6M.....	105	SNB716DR.....	196	SV514C.....	217
MFS2.....	169	SBMP4C.....	106	SNB716L.....	197	SV516C.....	217
MHB.....	190	SBMP4M.....	106	SNB716R.....	197	SV518C.....	217
MHBK55.....	162	SBMP6C.....	106	SNB718DL.....	196	SV519C.....	217
MP60.....	168	SBMP6M.....	106	SNB718DR.....	196	SV520C.....	217
MP80.....	168	SF160.....	201	SNB718L.....	197	SV609C.....	217
MT609.....	183	SH612.....	212	SNB718R.....	197	SV610C.....	217
MT610.....	183	SH614.....	212	SNB719DL.....	196	SV612C.....	217
MT612.....	183	SH616.....	212	SNB719DR.....	196	SV614C.....	217
MT614.....	183	SH712.....	212	SNB719L.....	197	SV616C.....	217
MT616.....	183	SH714.....	212	SNB719R.....	197	SV618C.....	217
MT709.....	183	SH716.....	212	SNM4C.....	106	SV619C.....	217
MT710.....	183	SHBM3C.....	107	SNM4M.....	106	SV620C.....	217
MT712.....	183	SHBM3M.....	107	SNTB618.....	199	SVP409C.....	218
MT714.....	183	SHBM4C.....	107	SNTB618D.....	199	SVP410C.....	218
MT716.....	183	SHBM4M.....	107	SNTB619.....	199	SVP412C.....	218
MT718.....	183	SHBM6C.....	107	SNTB619D.....	199	SVP414C.....	218
MTCD55.....	164	SHBM6M.....	107	SNTB718.....	199	SVP416C.....	218
MTD810B.....	115	SHH100.....	97	SNTB718D.....	199	SVP418C.....	218
MTR55.....	164	SLF30.....	173	SNTB719.....	199	SVP419C.....	218
MV68.....	170	SMHPLC.....	108	SNTB719D.....	199	SVP420C.....	218
N604P.....	13	SMHPLM.....	108	SPS506E.....	78	SVP509C.....	218
N606P.....	13	SMHPLTC.....	108	SPS706G.....	78	SVP510C.....	218
N711P-S.....	52	SMHPLTM.....	108	SPS706GTR.....	78	SVP512C.....	218
N721P-S.....	52	SN 506N.....	209	SPS706N.....	78	SVP514C.....	218
N731P-S.....	52	SN606.....	191	SR612DL.....	93	SVP516C.....	218
N912.....	77	SN606D.....	191	SR612DL.....	194	SVP518C.....	218
N912D.....	77	SN610DL.....	192	SR612DR.....	93	SVP519C.....	218
N922.....	77	SN610DR.....	192	SR612DR.....	194	SVP520C.....	218
N922D.....	77	SN610L.....	193	SR614DL.....	93	SVP609C.....	218
N932.....	77	SN610R.....	193	SR614DL.....	194	SVP610C.....	218
N932D.....	77	SN612DL.....	192	SR614DR.....	93	SVP612C.....	218
PA612.....	185	SN612DR.....	192	SR614DR.....	196	SVP614C.....	218
PA614.....	185	SN612L.....	193	SR712DL.....	93	SVP616C.....	218
PA616.....	185	SN612R.....	193	SR712DL.....	194	SVP618C.....	218
PA712.....	185	SN614DL.....	192	SR712DR.....	93	SVP619C.....	218
PA716.....	185	SN614DR.....	192	SR712DR.....	194	SVP620C.....	218
PA718.....	185	SN614L.....	193	SR714DL.....	93	SVR409C.....	219

SVR410C.....	219	TA616D.....	177	TB280.....	201
SVR412C.....	219	TA616DS.....	179	TRP1.....	214
SVR414C.....	219	TA617B.....	178	TRP2.....	214
SVR416C.....	219	TA617BS.....	180	TT1112A.....	172
SVR418C.....	219	TA617D.....	177	TT1212A.....	172
SVR419C.....	219	TA617DS.....	179	TT125.....	155
SVR420C.....	219	TA618B.....	178	TT150.....	155
SVR509C.....	219	TA618BS.....	180	TTF125.....	155
SVR510C.....	219	TA618D.....	177	TTF150.....	155
SVR512C.....	219	TA618DS.....	179	VT01.....	96
SVR514C.....	219	TA619B.....	178	VT02.....	96
SVR516C.....	219	TA619BS.....	180	VT03.....	96
SVR518C.....	219	TA619D.....	177	VT04.....	96
SVR519C.....	219	TA619DS.....	179	VW612.....	210
SVR520C.....	219	TA620B.....	178	VW712.....	210
SVR609C.....	219	TA620BS.....	180	VW714.....	210
SVR610C.....	219	TA620D.....	177	VW716.....	210
SVR612C.....	219	TA620DS.....	179	WCB60.....	190
SVR614C.....	219	TA706B.....	178	WCB70.....	190
SVR616C.....	219	TA706BS.....	180	WCM410.....	206
SVR618C.....	219	TA706D.....	177	WCM412.....	206
SVR619C.....	219	TA706DS.....	179	WCM414.....	206
SVR620C.....	219	TA707B.....	178	WCM416.....	206
SZ712L.....	200	TA707BS.....	180	WCM418.....	206
SZ712R.....	200	TA707D.....	177	WCM420.....	206
SZ714L.....	200	TA707DS.....	179	WCM808.....	207
SZ714R.....	200	TA708B.....	178	WCR410.....	208
SZ716L.....	200	TA708BS.....	180	WCR412.....	208
SZ716R.....	200	TA708D.....	177	WCR414.....	208
SZB716L.....	201	TA708DS.....	179	WCR416.....	208
SZB716R.....	201	TA709B.....	178	WCR418.....	208
T608.....	13	TA709BS.....	180	WCR420.....	208
T612.....	13	TA709D.....	177	WR711-S.....	22
T616.....	13	TA709DS.....	179	WR721-S.....	23
T620.....	13	TA710B.....	178	WR911.....	62
TA606B.....	178	TA710BS.....	180	WR921.....	62
TA606BS.....	180	TA710D.....	177	WT48.....	165
TA606D.....	177	TA710DS.....	179	WT50.....	165
TA606DS.....	179	TA711B.....	178	WT95.....	165
TA607B.....	178	TA711BS.....	180		
TA607BS.....	180	TA711D.....	177		
TA607D.....	177	TA711DS.....	179		
TA607DS.....	179	TA712B.....	178		
TA608B.....	178	TA712BS.....	180		
TA608BS.....	180	TA712D.....	177		
TA608D.....	177	TA712DS.....	179		
TA608DS.....	179	TA713B.....	178		
TA609B.....	178	TA713BS.....	180		
TA609BS.....	180	TA713D.....	177		
TA609D.....	177	TA713DS.....	179		
TA609DS.....	179	TA714B.....	178		
TA610B.....	178	TA714BS.....	180		
TA610BS.....	180	TA714D.....	177		
TA610D.....	177	TA714DS.....	179		
TA610DS.....	179	TA715B.....	178		
TA611B.....	178	TA715BS.....	180		
TA611BS.....	180	TA715D.....	177		
TA611D.....	177	TA715DS.....	179		
TA611DS.....	179	TA716B.....	178		
TA612B.....	178	TA716BS.....	180		
TA612BS.....	180	TA716D.....	177		
TA612D.....	177	TA716DS.....	179		
TA612DS.....	179	TA717B.....	178		
TA613B.....	178	TA717BS.....	180		
TA613BS.....	180	TA717D.....	177		
TA613D.....	177	TA717DS.....	179		
TA613DS.....	179	TA718B.....	178		
TA614B.....	178	TA718BS.....	180		
TA614BS.....	180	TA718D.....	177		
TA614D.....	177	TA718DS.....	179		
TA614DS.....	179	TA719B.....	178		
TA615B.....	178	TA719BS.....	180		
TA615BS.....	180	TA719D.....	177		
TA615D.....	177	TA719DS.....	179		
TA615DS.....	179	TA720B.....	178		
TA616B.....	178	TA720D.....	177		
TA616BS.....	180	TA720DS.....	179		

## ÇÖZÜM MUTFAK SAN. ve TİC. A.Ş.

Merkez/Fabrika: 10015 sokak No:13 Atatürk Organize Sanayi Bölgesi • İZMİR  
Tel: 00 90 232 376 72 76-77, 376 85 85-86-87 Fax: 00 90 232 376 72 78  
TÜRKİYE

### GENEL SATIŞ ESASLARI

Bütün müşterilerimiz aşağıdaki hususlara riayet ederek satın alma yaptıklarını peşinen kabul etmektedirler.

En son yürürlükteki fiyat ve ürün listesi öncekileri iptal ederek onların yerlerine geçmektedir.

Fiyatları, özellikleri ve modelleri ilansız ve ihbarsız değiştirme hakkımız saklıdır.

Fiyatlar ancak yazılı teyidimizle ve ödemenin mutabakata göre gerçekleşmesi ile geçerlilik kazanmaktadır.

Bu nedenle proforma faturalarımızın yazılı olarak teyidi gerekir.

İmalatçı satış için kullandığı tüm dökümanlarda yer alan ve basım hataları olarak nitelenebilecek olası yanlışlıklardan sorumlu değildir.

İmalatçı; kullanıcının ve/veya kendi ürünlerinin lehine gördüğü her türlü değişikliği, kesin sipariş edilmiş işlerde dahil olmak üzere her zaman yapmakta serbesttir.

İmalatçı fiyat listeleri, broşürleri ve kataloglarında yer alan ürünlerinin; fiyatlarını, özelliklerini, şekillerini ana fonksiyonlarda değişiklik yapmadan ilansız ve ihbarsız değiştirme hakkına sahiptir.

İmalatçı; imalatı ve teslimatı, siparişe esas proforma faturada belirtilen teknik açıklamalara göre yapar. Bu açıklamalar dışındaki bilgiler değişebilir bilgilerdir.

Keza imalatçı; bu değişiklikleri yaparken ürünlerin fonksiyon ve güvenlik özelliklerini muhafaza eder.

### Fiyatlar:

Fiyatlarımız, proje, danışmanlık, nakliye, hammaliye, yerleştirme, montaj, ilk çalıştırma, bağlantı ücretlerini, yedek parça ve KDV'yi, ÖTV'yi kapsamaz.

Fiyatlarımız EURO bazındadır.

Harç ve vergi oranları fatura tarihi itibarıyla fiyatlara yansıtılır.

Teslim tarihinden önce fiyatlarda değişiklik yapma hakkımız saklıdır.

### Siparişler:

Siparişler için tarafımızca bir proforma fatura hazırlanacaktır.

Bu proforma fatura alıcı tarafından teyid edilecektir.

Teyid edilen bu proforma fatura fabrikamız tarafından da onaylandıktan sonra sipariş geçerli hale gelecektir.

### Sevk tarihi:

Standart sevk tarihi ödemenin gerçekleştiği tarihten itibaren 4-8 haftadır. ÇÖZÜM geçerli hale gelen siparişlerde de üretime bağlı nedenlerle tek taraflı olarak tarihte değişiklik yapma hakkını saklı tutar.

Böyle bir durumda alıcı yazılı olarak bilgilendirilir.

### Sevk şekli:

Sevkiyat ÇÖZÜM'ün İZMİR fabrikasından yapılır.

Nakliye ve nakliye sigortası alıcıya ait olup, ürünler alıcının riski altında sevk edilir.

### Ödeme şekli:

Ödemeler peşindir.

### Ambalaj:

Ürünler standart olarak naylon ve/veya kartona sarılıdır. Ahşap karkas ambalaj için ürünün fiyatına fiyatın %5'i kadar bir ilave yapılır.



## Satış Sonrası Servis:

İhraç edilen ürünlerin satış sonrası desteği, montajı ve çalıştırma işlemi ALICI tarafından yerel olarak sağlanır.

ALICI isterse; imalatçı, alıcının bir teknisyenine anlaşılan şartlarda İZMİR fabrikada eğitim sağlar.

Müşteri isterse, imalatçı bir kez, masrafları alıcıya ait olmak üzere danışmanlık hizmeti verebilir.

Danışmanlığın gidiş-dönüş uçak bileti, konaklama,yemek, dahili ulaşım giderleri alıcı tarafından temin edilir.

Bu seyahat azami 7 (yedi) günle sınırlıdır.

Seyahat tarihleri satıcının danışmanı ile alıcı arasında mutabakat sağlanarak belirlenir.

## GARANTİ:

Aşağıdaki belirtilen şartlarda ürünlerimiz 1 yıl garantilidir.

Ürünlerimizi satın alanlar, ürünlerimizin çalıştığı tesislerin sahipleri, işletmecileri, ürünlerimizi kullananlar ve ürünlerimizle ilgili servis isteyenler, cihazlarla birlikte verilen kullanma kılavuzu, cihaz tanıtım broşürü, garanti belgesi ve burada belirtilen talimatlara aynen uymayı, uyarılara uygun hareket etmeyi peşinen kabul etmektedir. Garanti belgesi ticareti amaçlı satılan ürünler için zorunlu değildir.

Elektrikli ürünler; tekniğe uygun yeterli bir topraklama tesisatı yapılmadan ve ürüne elektrik enerjisi sağlayan ana kumanda panosuna kaçak akım rölesi ile sigorta grupları monte edilmeden KESİNLİKLE ÇALIŞTIRILMAMALIDIR, KULLANILMAMALIDIR.

Aksi halde sorumluluk tesisi sahibine, işletmeciye ve kullanıcıya aittir.

Garanti, ürün üzerindeki plastik/bakalit v. b. malzemeden imal edilmiş kumanda düğmelerini, elektrikli parçaları ve/veya camdan mamul parçaları ve ürüne haricen bağlanan kablo, boru ve benzeri diğer aksesuarları kapsamaz. Garanti işçiliği kapsamaz.

Aşağıda belirtilen hususlar nedeni ile; ürün ve/veya parçaların iç bünyelerinde ve/veya dış düzeylerinde meydana gelebilecek risk, tahribat ve arızalar ile kullanıcıların maruz kalabileceği maddi ve manevi zararlardan, hasarlardan imalatçı sorumlu değildir.

Teknik, idari, mali, cezai tüm sorumluluk tesis sahibine, işletmeciye ve kullanıcıya aittir.

Bu şartlarda çalışan ürünler tümü ile GARANTİ KAPSAMINDAN çıkar.

- Ehliyetsiz kişiler tarafından kullanmak ve kullanım hatalarına maruz bırakmak,
- Ürünlerin çalışmasını sağlayan su-pis su-elektrik-LPG-doğal gaz-buhar-havalandırma tesisatı ile davlumbaz baca bağlantılarındaki fiziksel hatalar, eksiklikler ve işletmenin sağladığı kaynaklardaki (elk, su, pis su, lpg, kaynakları) olası teknik yetersizlikler
- Tahrip edici sentetik maddelere kimyasal maddelere ve her türlü kemirci hayvan ve haşarata maruz bırakmak
- Ürünlerin çalışacağı ortam sıcaklıklarının broşürlerinde belirtilen değerlerin üstünde olması
- Yerel servis yetkilisinin gözetimi dışında yer değiştirmek, taşımak, kaza ve ihmale maruz bırakmak
- Nakliye, hammaliye, taşıma, depolama, yerleştirme sürecinde oluşabilecek hatalar
- Yangın, yıldırım, sel, deprem, doğal afetler ve /veya grev, lokavt ortamında kalmak zarar görmek.
- Mamulün dış yüzeylerinde müşteri sorumluluğu sürecinde kırılma ve çizilme olmak
- Montaj ve bakım sürecinde ehliyetsiz servis verenlerin sebep olabileceği hatalar

İhraç edilen ürünlerle ilgili sadece yedek parça desteği ve aşağıdaki prosedüre uygun olarak verilir.

Hatalı yada arızalı olduğu tahmin edilen yedek parça alıcı tarafından imalatçıya gönderilir.

İmalatçı kendi fabrikasında bu yedek parçayı kontrol eder.

Eğer parçada imalatçı hatası varsa, yeni yedek parça imalatçı tarafından ücretsiz olarak gönderilir.

Yedek parçaların gidiş-dönüş taşıma ücretleri alıcıya aittir.

Mahkemeler: Anlaşmazlıkların halli konusunda İzmir Mahkeme ve İcra daireleri yetkilidir.

ÇÖZÜM MUTFAK SAN. ve TİC. A.Ş. satış için kullandığı tüm dökümanlarda yer alan ve basım hatası olarak nitelenebilecek olası yanlışlardan sorumlu değildir. ÇÖZÜM MUTFAK SAN. ve TİC. A.Ş. fiyat listeleri, broşürleri ve kataloglarında yer alan ürünlerin fiyatlarını, özelliklerini, şekillerini ana fonksiyonlarında değişiklik yapmadan ilansız ve ihbarsız değiştirme hakkına sahiptir. Tüm katalog broşür ve pazarlama malzemeleri sadece tanımlayıcı ve tarif edici niteliktedir. Taraflar arasındaki hiçbir anlaşmada bağlayıcı unsur olarak kabul edilemez. Fiyat listesinde yer alan ürün görselleri ve fotoğraflar sadece görsel amaçlı olup ürünler ile arasında farklılıklar gösterebilir.

## ÇÖZÜM MUTFAK SAN. ve TİC. A.Ş.

Head office/Factory: 10015 sokak No:13 Atatürk Organize Sanayi Bölgesi • İZMİR  
Phone: 00 90 232 376 72 76-77, 376 85 85-86-87 Fax: 00 90 232 376 72 78  
TÜRKİYE

### GENERAL SALES CONDITIONS

All customers shall agree, in advance, to buy the products under the following conditions:

The last updated price and product list shall substitute the previous ones, making them nullified.

The manufacturer shall reserve the right to make changes in the prices, features and models of the products without prior notice and notification.

The prices shall be valid according to the written confirmation of the manufacturer and provided that the payment is realized according to the agreement. Therefore, the proforma invoices should be confirmed in written.

The manufacturer shall not liable for any mistakes related to the incorrect publishing of the documents that are used for the sales operations.

The manufacturer shall have the right to make any changes considered beneficial for the users and/or products at any time including certain orders.

The manufacturer shall have the right to make any changes in the prices, features and forms of the products contained in the price lists, brochures and catalogues, provided that the main functions of the products are kept unchanged.

The manufacturer shall carry out the manufacture and delivery in accordance with the technical instructions mentioned in the proforma invoice based on the order. Any information except for the said instructions is changeable. However, the manufacturer shall keep the functional and safety features of the products unchanged while making such changes.

#### Prices:

The prices shall not cover the project, supervising, forwarding, carriage, installation, montage, initial start-up, and connection prices as well as spare parts and VAT. The prices are mentioned at EUR currency.

#### Orders:

A proforma invoice shall be drawn up for the orders by us.

This proforma invoice shall be confirmed by the purchaser.

The order shall be valid after the confirmed proforma invoice is verified by our factory.

#### Date of Shipment:

The standard shipment date shall be 4-8 weeks as of the date of payment, ÇÖZÜM shall reserve the right to make any change on the date unilaterally, even in the valid orders, due to any reasons of manufacture. In such a case, the purchaser shall be notified in written.

#### Terms of Shipment:

The shipment shall be carried out EX-FACTORY İZMİR. The carriage and carriage insurance shall be at purchaser's expense; the products be shipped under the purchaser's risk.

#### Terms of Payment:

Advance payment.

#### Packaging:

The products are wrapped in the standard nylon and/or carton packs. For the wooden carcass packages 5% of the product price shall be added.

## After-sales Service:

After-sales support, assembling and operating of the export products shall be provided by the PURCHASER.

If demanded by the PURCHASER, the manufacturer shall provide training for a technician of the purchaser under the conditions agreed mutually, in İZMİR factory.

If demanded by the PURCHASER, the manufacturer shall give supervising service at the kitchen area of the PURCHASER for once and at purchaser's expense.

All traveling expenses of the Supervisor including flight tickets, accommodation and food shall be met by the purchaser.

Such a travel of supervising shall be limited to 7 (seven) days.

Travel dates shall be determined by mutual agreement between the sales representative and the purchaser.

## WARRANTY:

Our products are under 1 year warranty under the following terms.

The buyers, the operators, the owners of the enterprises, the users of our products and the ones who ask for service related to our products hereby agree, in advance, to comply with the instructions and precautions mentioned in the User's Manual, Introduction Brochure and this Warranty Certificate accompanied with the device.

The electrical products should BY NO MEANS USED AND OPERATED without ensuring the required grounding, and without mounting anti-leakage current relay and the fuse groups at the main control board that supplies electricity. Otherwise, the user, operator or the owner of the enterprise shall be liable for any malfunction.

This Warranty shall not cover the control pushbuttons made of plastic/bakelite, etc., electrical parts and the parts made of plastic and/or glass, and the other accessories such as cables, pipes and similar materials that are externally assembled to the product. The warranty shall not cover labour.

The manufacturer shall not be liable for any risks, damages or defects that may happen at the internal parts and/or exterior surfaces of the products and/or parts as well as any material and spiritual harms and damages that may happen to the users due to the following conditions.

The user, operator or the owner of the enterprise shall be liable for any technical, administrative, financial and penal obligations.

The products shall be out of the WARRANTY COVERAGE, if.

- a) The products are used by the unauthorized persons, and are exposed to misuse;
- b) There are physical defects, deficiencies, and technical insufficiencies at the water installation, discharge, electricity, LPG, natural gas, vapor and ventilation system that are required for the running of the products to be operated by the energy sources (electricity, water, wastage, LPG, etc. ) of the enterprise;
- c) The products are exposed to the destructive synthetic materials, chemical materials and gnawed by rat
- d) ambience temperature needed for the running of the products is over the values mentioned in the brochure;
- e) The products are exposed to damages and negligence due to transfer and handling without the supervision of the authorized local service technician;
- f) Defects occur during the transfer, carriage, handling and warehousing processes;
- g) Damages occur during any fires, storms, floods, earthquakes, natural calamities, and/or strikes and lockouts;
- h) Any breaks and scratches occur on the external surface of the product when it is under the purchaser's responsibility;
- i) Defects occur during the installation and maintenance performed by the unauthorized service personnel.

The spare part support shall be given only for the export products under the following procedures:

The spare parts that are deemed to be faulty or defected shall be sent to the manufacturer by the purchaser.

The manufacturer shall check the said spare parts in its manufacture plant.

If there is any defect on the spare parts caused by the manufacturer, the said part shall be replaced and sent by the manufacturer for free.

The transport expenses of the spare parts shall be at purchaser's expense.

JURISDICTION: Courts of İZMİR

ÇÖZÜM MUTFAK SAN. ve TİC. A.Ş. shall not liable for any mistakes related to the incorrect publishing of the documents that are used for the sales operations. ÇÖZÜM MUTFAK SAN. ve TİC. A.Ş. shall have the right to make any changes in the prices, features and forms of the products contained in the price list, brochures and catalogues, provided that the main functions of the products are kept unchanged.

**Kuruluş Tarihi // Establishment Date:** 1979  
**İsim Değişikliği Tarihi // Change of Company Name:** 1990

**HEAD OFFICE // GENEL MERKEZ**

10015 Sokak No:13 Atatürk Organize Sanayi Bölgesi  
İZMİR • TÜRKİYE  
Tel : 00 90 (232) 376 72 76  
Fax : 00 90 (232) 376 72 78  
fabrika@cozumutfak.com

**FACTORY // FABRİKA**

10015 Sokak No:13 Atatürk Organize Sanayi Bölgesi  
İZMİR • TÜRKİYE  
Tel : 00 90 (232) 376 85 85  
Fax : 00 90 (232) 376 72 78  
fabrika@cozumutfak.com

**SALES CENTER // SATIŞ MERKEZİ**

10040 Sokak No: 2 A.O.S.B. İZMİR • TÜRKİYE  
Tel : 00 90 (232) 328 35 19  
Fax : 00 90 (232) 328 35 23  
Mail : satis@cozumutfak.com

at over 80 countries around the world

**EXPORT DEPARTMENT // İHRACAT OFİSİ**

Girne Caddesi Omega Deniz Plaza No:117 Kat:2 D:11  
KÜÇÜKYALI / MALTEPE / İSTANBUL • TÜRKİYE  
Tel : 00 90 (216) 518 06 90  
Fax : 00 90 (216) 518 06 92  
Mail : export@cozumutfak.com  
proje@cozumutfak.com

**İZMİR SHOWROOM**

10040 Sokak No: 2 Atatürk Organize Sanayi Bölgesi  
İZMİR • TÜRKİYE  
Tel : 00 90 (232) 328 35 19  
Fax : 00 90 (232) 328 35 23  
satis@cozumutfak.com

**ANTALYA SHOWROOM**

Meydan Kavağı Mah. Perge Bulvarı Abdullah İnci Apt.  
No: 50/3 MURATPAŞA, ANTALYA • TÜRKİYE  
Tel : 00 90 (242) 311 25 39  
Fax : 00 90 (242) 311 25 38  
antalya@cozumutfak.com

**SERVICE CENTER / AFTER SALES SUPPORT //****SERVİS MERKEZİ / SATIŞ SONRASI DESTEK**

10040 Sokak No: 2 Atatürk Organize Sanayi Bölgesi  
İZMİR • TÜRKİYE  
Tel : 00 90 (232) 328 35 21  
Fax : 00 90 (232) 328 35 23  
servis@cozumutfak.com



@ariscomutfak

**ÇÖZÜM MUTFAK SAN. ve TİC. A.Ş.**  
www.cozumutfak.com

**arisco**

**ÇÖZÜM**

ÇÖZÜM MUTFAK SAN. ve TİC. A.Ş.  
[www.cozumutfak.com](http://www.cozumutfak.com)

---